

8500 Rocker Switches - Miniature 10A 250Vac Single & Double Pole



- ▶ Miniature rocker switch
- ▶ Ratings up to 15A, 250Vac
- ▶ High inrush tolerance
- ▶ Single & double pole in same body size
- ▶ Illuminated & non-illuminated
- ▶ Matching indicators
- ▶ Industry standard panel cut-out
- ▶ Rotary and push button actuator options
- ▶ Panel cut out: 19.3 x 12.9



10(6)A 250Vac T125 (non lit types)
 6(4)A 250Vac T125 5E4 (50,000 Operations) (non lit types)
 10(6)A 250Vac T100 (lit types)



UL CSA 15A Non Ind 250Vac, 14A Ind 250Vac, 10A 277Vac
 UL CSA 250Vac 1/2hp, 125Vac 1/4hp
 UL 105°C, file E45221, CSA file LR10990

In house test

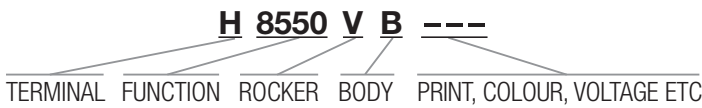
Inrush 85A to EN61058-1 & 10A 24Vdc



RoHS compliant

3mm contact gap.
 Technical data on pages 4 & 5 (switches), 6 (indicators).

rocker switches



TERMINAL	FUNCTION	ROCKER
<p>H</p> <p>4.8 x 0.8</p>	<p>Approvals & ratings vary with function</p> <p>ON OFF Switches are ON when pressed over terminal 1</p>	<p>H Slotted for custom caps</p> <p>Slots for snap-in buttons</p>
<p>K</p> <p>2.8 x 0.8</p>	<p>8500</p> <p>ON - OFF Single pole (Uses terminals 1a & 2a)</p>	<p>R Semi-rotary (not lit)</p>
<p>L</p> <p>2.8 x 0.8</p> <p>Right angle version of K terminal available on 8500 only</p>	<p>8503</p> <p>ON (lit) - OFF Single pole</p>	<p>D Paddle lever (not lit)</p>
<p>R</p> <p>4.8 x 0.8</p>	<p>8550</p> <p>ON - OFF Double pole</p>	<p>V Curved (not lit)</p>
<p>T</p> <p>4.8 x 0.8</p> <p>Solder</p>	<p>8553</p> <p>ON (lit) - OFF Double pole</p>	<p>V Curved (lit)</p>
	<p>8580 Available with H terminals only</p> <p>Indicator</p>	<p>X Two colour (not lit)</p>
		<p>A Softline lens</p>
		<p>P Push button operation (8500 only) See drawing opposite</p>



H8500VB ---
T8500VB ---



H8550VB ---
T8550VB ---



H8550HB ---
T8550HB ---



H8550XB ---
T8550XB ---



H8550RB Semi-rotary
A splash proofing option



H8500PO ---
Pushbutton option



H8553VB ---
T8553VB ---



H8580AB ---

BODY

B
Standard body with terminal barrier

Panel cut-out Bezel

BC
Body without terminal barrier

Panel cut-out Bezel

Dimensions for snap-in fixing

Panel thickness	Dim X
0.75-1.25	19.1/19.2
1.25-2.00	19.3/19.4
2.00-3.00	19.7/19.8

Cut-outs must be punched in the direction of insertion

OPTIONS

Finish
Matt finish only.

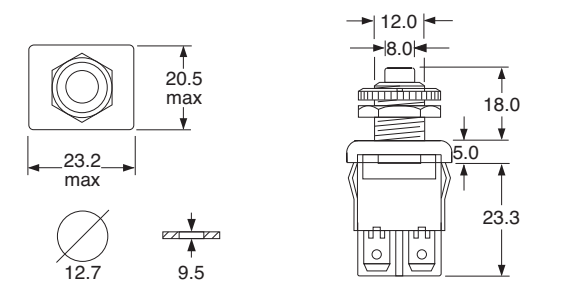
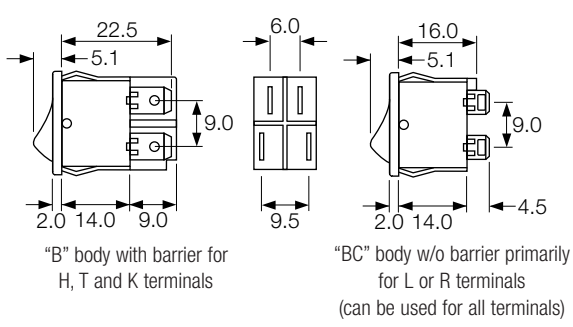
Colour
Call sales for custom colours.
A full range is available for large orders.

Legend printing
Select from the examples or call sales for custom legends.

Lamp voltage
Call sales for details of available voltages.

Protective cover L167
(designed to IP65)
Snaps on to bodies with V or X style rockers and A style lens, this reduces maximum acceptable panel thickness to 2.2mm.

DIMENSIONS (mm)



'PO' Actuator and body - push button function (8500 only)

Examples of printing

