

# 3900 Metal Lever Switches 16A 250Vac - IP67<sup>†</sup> Sealed Versions



- ▶ Metal lever switches
- ▶ Ratings up to 20A, 277V ac
- ▶ Single and double pole
- ▶ Choice of circuits including 3 position and momentary
- ▶ Sealed version supplied complete with gaskets
- ▶ Panel seal version to IP67<sup>†</sup>
- ▶ 6.3mm terminals
- ▶ Guard option



16(4)A 250Vac T85 (3900 & 3950)  
10(4)A 250Vac T85 (All other circuits)

UL CSA\* 20A 125/277Vac (ON-OFF Circuits)  
UL CSA\* 16A 125/277Vac (Other Circuits)  
UL CSA\* 7A 72Vdc, 14A 36Vdc  
UL 250Vac 1hp, 125Vac 1/2hp  
UL 65°C, file E45221, CSA file LR10990

Inrush rating - Contact sales for details



RoHS compliant

Approvals and ratings vary with function.  
3mm contact gap except where marked  $\mu$ .  
Technical data on pages 4 & 5.

\* CSA approval for A and B bodies only  
<sup>†</sup> IP67 approval for E body only. Consult sales

lever switches

**C 3900 B E - - -**

TERMINAL FUNCTION ACTUATOR BODY OPTIONS

TERMINAL	FUNCTION	ACTUATOR	
<p><b>C</b></p> <p>6.3 x 0.8</p>	<p><b>Single pole</b></p>	<p><b>B</b></p> <p>metal</p> <p>Metal toggle finish is nickel plate</p>	
	<p><b>3900</b></p> <p>ON - OFF</p>		<p><b>Double pole</b></p> <p><b>3950</b></p>
	<p><b>3901</b></p> <p>ON - OFF (momentary ON)</p>		<p><b>3951</b></p>
	<p><b>3902</b></p> <p>ON - OFF (momentary OFF)</p>		<p><b>3952</b></p>
	<p><b>3910</b></p> <p>ON - ON</p>		<p><b>3960</b></p>
	<p><b>3911</b></p> <p>ON - ON (momentary 1 side)</p>		<p><b>3961</b></p>
	<p><b>3920</b></p> <p>ON - OFF - ON <math>\mu</math></p>		<p><b>3970</b></p>
	<p><b>3921</b></p> <p>ON - OFF - ON <math>\mu</math> (momentary 1 side)</p>		<p><b>3971</b></p>
	<p><b>3922</b></p> <p>ON - OFF - ON <math>\mu</math> (momentary 2 sides)</p>		<p><b>3972</b></p>
	<p>Other terminals to special order</p>		



C3900BE ---



C3920BA ---



C3950BF ---



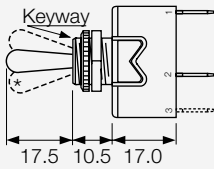
C3972BB ---



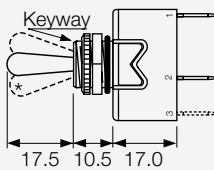
Guard R17-10

**BODY**

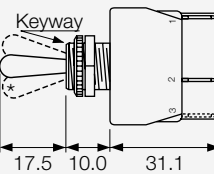
**A**  
Single pole



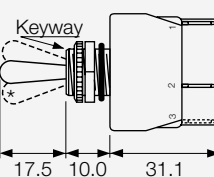
**E**  
Panel sealed, single pole



**B**  
Double pole



**F**  
Panel sealed, double pole,



**OPTIONS**

**Neck Seal M539**  
Actuator is visible



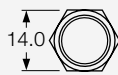
**Cover M1080**



Covers have internal nylon nuts

**Fixing nuts**

Nickel plated brass are supplied



Hex Back nut



Knurled Front nut  
Panel thickness 4.0 with backnut

**Plate**

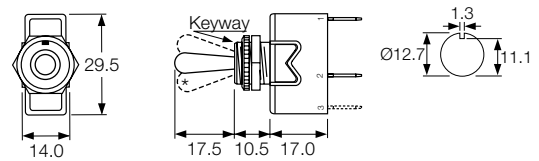
P232 plate SP or DP



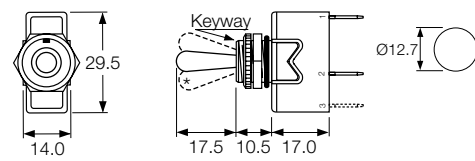
**DIMENSIONS** (mm) \* Indicates ON position (for ON - OFF switches)

**Single Pole**

(C terminals shown)



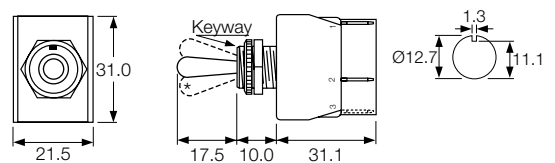
A Body



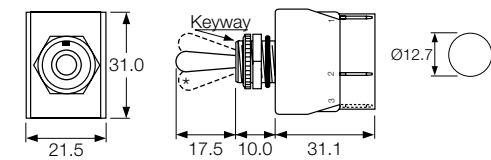
E body (panel sealed)

**Double Pole**

(C terminals shown with barrier)



B Body



F body (panel sealed)