

3900 Metal Lever Switches 16A 250Vac - IP67[†] Sealed Versions



- ▶ Metal lever switches
- ▶ Ratings up to 20A, 277V ac
- ▶ Single and double pole
- ▶ Choice of circuits including 3 position and momentary
- ▶ Sealed version supplied complete with gaskets
- ▶ Panel seal version to IP67[†]
- ▶ 6.3mm terminals
- ▶ Guard option



16(4)A 250Vac T85 (3900 & 3950)
10(4)A 250Vac T85 (All other circuits)



UL CSA* 20A 125/277Vac (ON-OFF Circuits)
UL CSA* 16A 125/277Vac (Other Circuits)
UL CSA* 7A 72Vdc, 14A 36Vdc
UL 250Vac 1hp, 125Vac 1/2hp
UL 65°C, file E45221, CSA file LR10990

Inrush rating - Contact sales for details



RoHS compliant

Approvals and ratings vary with function.
3mm contact gap except where marked μ .
Technical data on pages 4 & 5.

* CSA approval for A and B bodies only
[†] IP67 approval for E body only. Consult sales

lever switches

C 3900 B E - - -

TERMINAL FUNCTION ACTUATOR BODY OPTIONS

TERMINAL	FUNCTION	ACTUATOR	
<p>C</p> <p>6.3 x 0.8</p>	<p>Single pole</p>	<p>B</p> <p>metal</p> <p>Metal toggle finish is nickel plate</p>	
	<p>3900</p> <p>ON - OFF</p>		<p>Double pole</p> <p>3950</p>
	<p>3901</p> <p>ON - OFF (momentary ON)</p>		<p>3951</p>
	<p>3902</p> <p>ON - OFF (momentary OFF)</p>		<p>3952</p>
	<p>3910</p> <p>ON - ON</p>		<p>3960</p>
	<p>3911</p> <p>ON - ON (momentary 1 side)</p>		<p>3961</p>
	<p>3920</p> <p>ON - OFF - ON μ</p>		<p>3970</p>
	<p>3921</p> <p>ON - OFF - ON μ (momentary 1 side)</p>		<p>3971</p>
	<p>3922</p> <p>ON - OFF - ON μ (momentary 2 sides)</p>		<p>3972</p>
	<p>Other terminals to special order</p>		



C3900BE ---



C3920BA ---



C3950BF ---

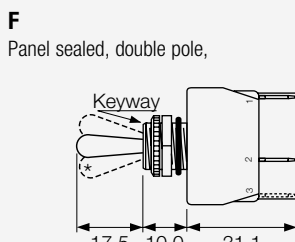
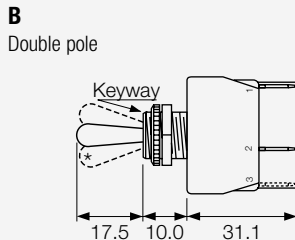
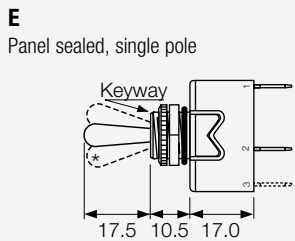
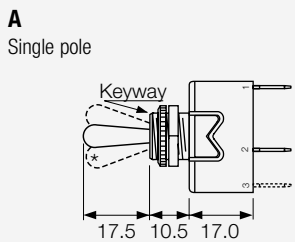


C3972BB ---

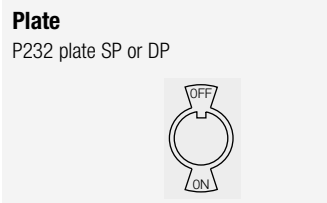
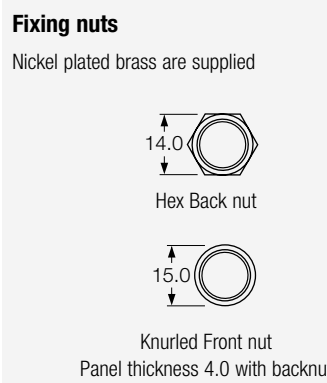


Guard R17-10

BODY



OPTIONS



DIMENSIONS (mm) * Indicates ON position (for ON - OFF switches)

