





Indicator Lights Neon, LED and Filament Lamp


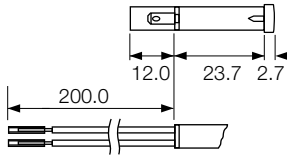

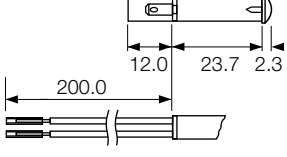

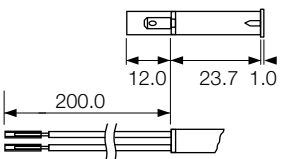



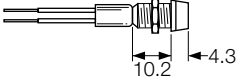

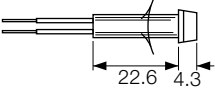
Colours and voltages:

-  **Neon** Available with Red, Amber, Green or Clear lenses
100/130V (marked 110V), 200/250V (marked 230V)
-  **LED - DC** Red, Yellow, Green, Blue, White
2.0/2.2V Resistors for other voltages available.
-  **LED - AC** Red, Yellow, Green, Blue, White
110-230V ac operation.
-  **Filament lamp** Available with Red, Amber, Green, Clear or Blue lenses
6V, 12/14V, 24/28V.

- ▶ Neon, LED, mains LED or filament lamp
- ▶ Bezel sizes from 6.7 to 16.3mm diameter
- ▶ Red, amber, green, blue and clear lenses
- ▶ Red, yellow, green, blue and white LEDs
- ▶ Wide choice of styles

To create a catalogue number:

Refer to the 2 columns below (terminal and type), then state: Lens colour, voltage and whether neon, LED or filament lamp

TERM	TYPE	PANEL & °C	ILLUM'N OPTIONS	APPROVAL	DIMENSIONS (mm)
B 2.8 L	(B) 0566 A 	6.0 2.0max page 6	Neon LED-DC LED-AC	KEMA KEMA KEMA	 Ø7.0
B 2.8 L	(B) 0566 B 	6.0 2.0max page 6	Neon LED-DC LED-AC	KEMA KEMA KEMA	 Ø7.0
B 2.8 L	(B) 0566 C 	6.0 2.0max page 6	Neon LED-DC LED-AC	KEMA KEMA KEMA	 Ø7.0
C 6.3	(C) 0145 AA 	5.8 3.0max page 6	Neon LED-DC LED-AC Filament lamp	FU KEMA KEMA KEMA	 Ø6.7
L W	(L) 1041 00 Chrome bezel 	6.3 6.3max page 6	Neon LED-DC LED-AC Filament lamp	FU KEMA KEMA KEMA	 Ø7.6
L W	(L) 1045 00 Chrome bezel available 	6.3 10.0max page 6	Neon LED-DC LED-AC Filament lamp	FU KEMA KEMA KEMA	 Ø7.6

TERM		TYPE	PANEL & °C	ILLUM'N OPTIONS	APPROVAL	DIMENSIONS (mm)
L		(L) 0245 00 Chrome bezel available 	7.1 6.3max page 6	DC AC	RU KEMA KEMA KEMA	
L		L 2950 00 Chrome bezel available 	8.0 0.8-1.6 page 6	DC AC	RU KEMA KEMA	
L		(L) 0195 BB 	8.0 0.8-3.0 page 6		RU KEMA KEMA	
C 6.3		L 2951 00 Chrome bezel 	8.0 0.8-1.6 page 6	DC AC	RU KEMA KEMA KEMA	
L		(H) 0568 A(*) Deep lens profile (VDE at T100)	8.0 0.8-3.5 page 6	DC	RU KEMA KEMA	 *Final suffix (X) - Long barrier *Final suffix (Y) - Short barrier *Final suffix (L) - For Wires
L		(H) 0568 B(*) Shallow lens profile 	8.0 0.8-3.5 page 6	DC	RU KEMA KEMA	 *Final suffix (X) - Long barrier *Final suffix (Y) - Short barrier *Final suffix (L) - For Wires

Indicators

Indicator Lights Neon, LED and Filament Lamp







Colours and voltages:


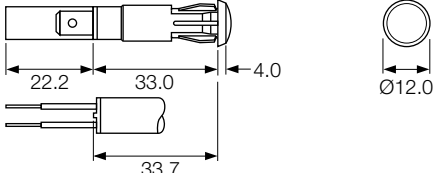

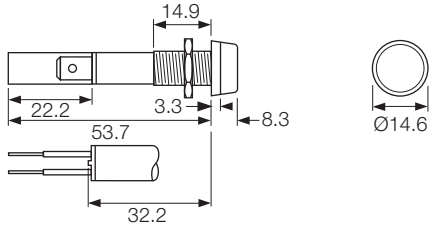

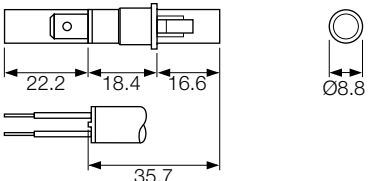

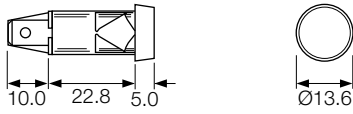

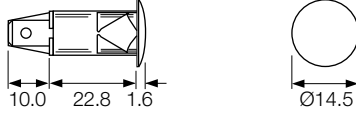

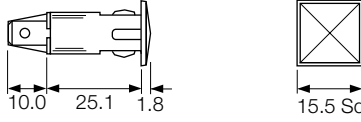
-  **Neon** Available with Red, Amber, Green or Clear lenses
100/130V (marked 110V), 200/250V (marked 230V)
-  **LED - DC** Red, Yellow, Green, Blue, White
2.0/2.2V Resistors for other voltages available.
-  **LED - AC** Red, Yellow, Green, Blue, White
110-230V ac operation.
-  **Filament lamp** Available with Red, Amber, Green, Clear or Blue lenses
6V, 12/14V, 24/28V.

- ▶ Neon, LED, mains LED or filament lamp
- ▶ Bezel sizes from 6.7 to 16.3mm diameter
- ▶ Red, amber, green, blue and clear lenses
- ▶ Red, yellow, green, blue and white LEDs
- ▶ Wide choice of styles

To create a catalogue number:

Refer to the 2 columns below (terminal and type), then state: Lens colour, voltage and whether neon, LED or filament lamp

TERM	TYPE	PANEL & °C	ILLUM'N OPTIONS	APPROVAL	DIMENSIONS (mm)
L	(L) 0569 AW 	9.0 0.8-2.5 Call sales	Neon LED-DC LED-AC	FU, SE	19.0, 23.0, 8.5 max, 3.0, 12.0, Ø10.0
L	(C) 0273 00 	9.0	Neon	FU, KEMA, SE	22.2, 32.8, 3.1, 33.5, Ø12.2
K 2.8		2.0 max	LED-DC	KEMA	
H 4.8		page 6	LED-AC	KEMA, SE	
C 6.3				KEMA	
L	(C) 0278 00 	9.0	Neon	FU, KEMA, SE	22.3, 23.5, 3.5, 23.5, 12.0 Sq.
K 2.8		2.0 max	LED-DC		
H 4.8		page 6	LED-AC	KEMA	
C 6.3					
L	(C) 0276 AA 	9.5	Neon	FU, KEMA, SE	22.2, 33.0, 4.0, 33.7, Ø12.0
K 2.8		0.8-2.8	LED-DC	KEMA	
H 4.8		page 6	LED-AC	FU, KEMA, SE	
C 6.3				KEMA	
L	(C) 0275 00 	10.0	Neon	FU, KEMA, SE	16.0, 22.2, 32.5, 3.0, 32.7, Ø13.3
K 2.8		12.0 max	LED-DC	KEMA	
H 4.8		page 6	LED-AC	KEMA, SE	
C 6.3				KEMA	
L	(C) 0275 00 Chrome bezel 	10.0	Neon	FU, KEMA, SE	16.0, Ø13.3, 22.2, 32.0, 32.5, 3.5, 3.0, 32.7, Ø15.6
K 2.8		11.5 max	LED-DC	KEMA	
H 4.8		page 6	LED-AC	KEMA, SE	
C 6.3				KEMA	

TERM	TYPE	PANEL & °C	ILLUM'N OPTIONS	APPROVAL	DIMENSIONS (mm)
L K 2.8 H 4.8 C 6.3	(C) 0276 00 	10.0 2.8 max page 6	DC AC	KEMA KEMA KEMA	
L K 2.8 H 4.8 C 6.3	(C) 0277 00 Chrome bezel 	10.0 12.0 max page 6	DC AC	KEMA KEMA KEMA	
L K 2.8 H 4.8 C 6.3	(C) 0273 LL 	10.0 0.6-2.0 page 6	DC AC	KEMA KEMA KEMA	For sub-panel mounting, behind a facia. 
L K 2.8 H 4.8 C 6.3	(C) 2820 00 	12.0 0.75-2.0 page 6	DC AC	KEMA KEMA KEMA	
L K 2.8 H 4.8 C 6.3	(C) 2821 00 	12.0 or 12.7 Ø12.0 = 0.8-2.5 Ø12.7 = 1.1-2.5 page 6	DC AC	KEMA KEMA KEMA	
L K 2.8 H 4.8 C 6.3	(C) 0586 00 	12.5 0.8-1.5 page 6	DC AC	KEMA KEMA KEMA	

Indicators

Indicator Lights Neon, LED and Filament Lamp

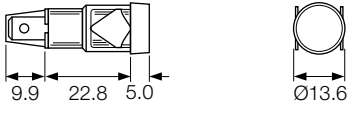
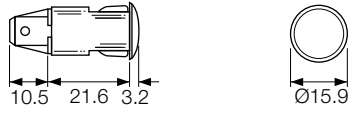
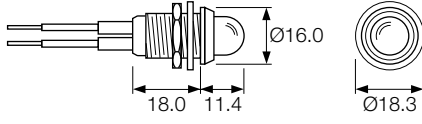
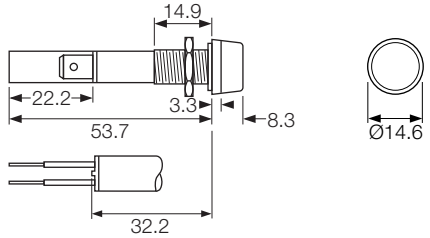
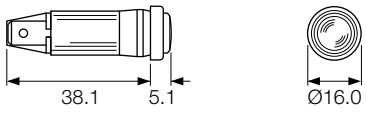
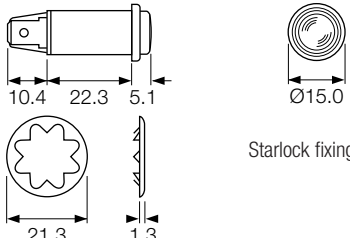
Colours and voltages:











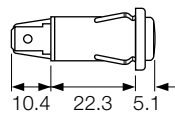
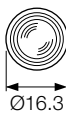












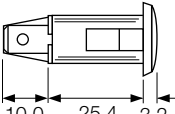









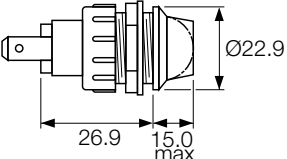

-  **Neon** Available with Red, Amber, Green or Clear lenses
100/130V (marked 110V), 200/250V (marked 230V)
-  **LED - DC** Red, Yellow, Green, Blue, White
2.0/2.2V Resistors for other voltages available.
-  **LED - AC** Red, Yellow, Green, Blue, White
110-230V ac operation.
-  **Filament lamp** Available with Red, Amber, Green, Clear or Blue lenses
6V, 12/14V, 24/28V.

- ▶ Neon, LED, mains LED or filament lamp
- ▶ Bezel sizes from 6.7 to 16.3mm diameter
- ▶ Red, amber, green and clear lenses
- ▶ Red, yellow, green, blue and white LEDs
- ▶ Wide choice of styles

To create a catalogue number:





Refer to the 2 columns below (terminal and type), then state: Lens colour, voltage and whether neon, LED or filament lamp

TERM	TYPE	PANEL & °C	ILLUM'N OPTIONS	APPROVAL	DIMENSIONS (mm)
L	(C) 2870 00	12.7			
K 2.8		0.75-2.0			
H 4.8					
C 6.3		page 6			
L	(C) 0589 00	12.7			
K 2.8		0.8-1.5			
H 4.8					
C 6.3		page 6			
L	L 0081 00 Chrome bezel	12.7			
		9.5			
		page 6			
L	(C) 0177 00 Chrome bezel	12.7			
K 2.8		12.0max			
H 4.8					
C 6.3		page 6			
L	(C) 0067 00 Chrome bezel	12.7			
K 2.8		1.14max			
H 4.8					
C 6.3		page 6			
L	(C) 0180AA	12.7			
C 6.3		19.0max			
		page 6			

TERM		TYPE	PANEL & °C	ILLUM'N OPTIONS	APPROVAL	DIMENSIONS (mm)	
L		(C) 0180BB Chrome bezel 	 13.5  0.9-1.14  page 6	  DC 	 	 10.4 22.3 5.1  Ø16.3	
L		(C) 0579 00 	 14.0  2.5max  page 6	  DC  AC 	  	 10.0 25.4 3.2  Ø15.9	
C 6.3		(C) 1092 	 19.0  4.0max  page 6	  AC		 26.9 15.0 max Ø22.9  Ø22.9	

Indicator Lights Neon, LED and Filament Lamp











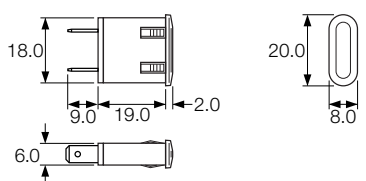








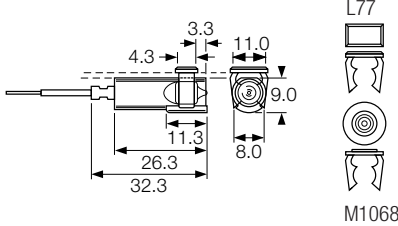






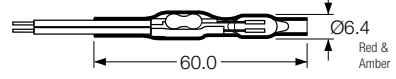
Colours and voltages:

-  **Neon** Available with Red, Amber, Green or Clear lenses
100/130V (marked 110V), 200/250V (marked 230V)
-  **LED - DC** Red, Yellow, Green, Blue, White
2.0/2.2V Resistors for other voltages available.
-  **LED - AC** Red, Yellow, Green, Blue, White
110-230V ac operation.
-  **Filament lamp** Available with Red, Amber, Green, Clear or Blue lenses
6V, 12/14V, 24/28V.

- ▶ Neon, LED, mains LED or filament lamp
- ▶ Bezel sizes from 6.7 to 16.3mm diameter
- ▶ Red, amber, green and clear lenses
- ▶ Red, yellow, green, blue and white LEDs
- ▶ Wide choice of styles

To create a catalogue number:

Refer to the 2 columns below (terminal and type), then state: Lens colour, voltage and whether neon, LED or filament lamp

TERM	TYPE	PANEL & °C	ILLUM'N OPTIONS	APPROVAL	DIMENSIONS (mm)
H 4.8 	H 0581 AY 	 18.2/18.3 X 6.2/6.3*  2.0-3.5  page 6	 	 KEMA  	
L 	L 0234 00 	 9.27/9.50 X 4.75*  0.71-1.62  page 6		 KEMA 	
L 	L 0233 00 	  page 6			 <p>Neon tube, resistor and flexible lead assembly, protected by "shrunk on" transparent sleeving.</p>

Indicator Lights

To match 8500, 8600, R13, 1500, 1550, 5500, 8300 and 7000 switches

Colours and voltages:

- Neon** Available with Red, Amber, Green or Clear lenses
100/130V (marked 110V), 200/250V (marked 230V)
- Filament lamp** Available with Red, Amber or Green lenses
6V, 12/14V, 24/28V

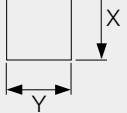
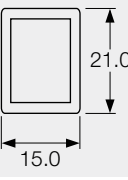
- ▶ Indicator lights
- ▶ Neon or filament lamp
- ▶ Bezel sizes from 6.7 to 16.3mm diameter
- ▶ Red, amber green and clear neons
- ▶ Red, amber and green filament lamps
- ▶ Styles to match rocker and push switches

To create a catalogue number:

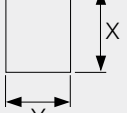
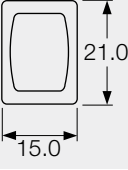
Refer to the 2 columns below (terminal and type), then state: Lens colour, voltage and whether neon or filament lamp.

TERM	TYPE	ILLUM'N OPTIONS	APPROVAL
H 4.8	 H8580 AB	 	  
			
H 4.8	 H8630 FB	 	  
T			
X			
			
H 4.8	 R9 92B	 	
			
	Approvals details - contact sales		
C 6.3	 C0430 A	  	  
H 4.8			
K 2.8			
T			
			
C 6.3	 C0480 A	  	  
H 4.8			
K 2.8			
T			
			
C 6.3	 C7030 AH	 	  
H 4.8			
			

Full product details on pages 12-13

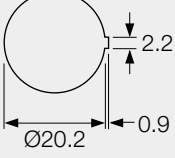
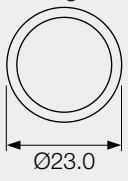
Body Code	Panel thickness	Cut-out		Cut-out	Flange
		X	Y		
B	0.75-1.25	19.1/19.2	12.9/13.0		
	1.25-2.0	19.3/19.4	12.9/13.0		
	2.0-3.0	19.7/19.8	12.9/13.0		

Full product details on pages 14-15

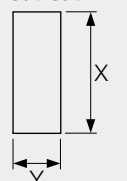
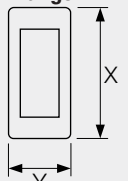
Body Code	Panel thickness	Cut-out		Cut-out	Flange
		X	Y		
B	0.75-1.25	19.1/19.2	12.9/13.0		
	1.25-2.0	19.3/19.4	12.9/13.0		
	2.0-3.0	19.7/19.8	12.9/13.0		

Full product details on pages 33

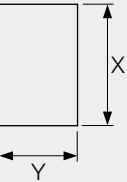
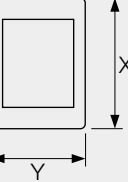
Snap fixing in panels thickness up to 3.0

Body Code	Cut-out		Cut-out	Flange
	X	Y		
	20.2	9.9		

Full product details on pages 22-23

Body Code	Cut-out		Flange		Cut-out	Flange
	Y	X	Y	X		
A	12.2/12.3	27.2/27.3	14.0	30.2		
B	11.0/11.1	30.0/30.1	14.0	33.4		
L	11.0/11.1	30.0/30.1	14.0	31.9		
R	14.0/14.1	28.5/28.6	17.0	31.5		
T	11.5/11.6	28.2/28.3	14.0	30.2		

Full product details on pages 28-29

Body Code	Cut-out		Flange		Cut-out	Flange
	Y	X	Y	X		
A	22.3/22.4	27.2/27.3	25.0	30.2		
B	22.1/22.2	30.0/30.1	25.0	33.4		
L	22.1/22.2	30.0/30.1	25.0	32.0		
R	23.0/25.4	28.4/28.5	28.9	33.2		
T	22.3/22.4	28.2/28.3	25.0	30.2		

Full product details on pages 44-45

Body Code	Cut-out	Flange	Cut-out	Flange

Low Voltage Lampholders

Colour and voltage:

These lampholders are suitable for up to 50V max.
Bulbs will be supplied (dependent on order quantity)
if a voltage is specified.

Colours - Red, Amber, Green, (Clear & Blue, check availability).

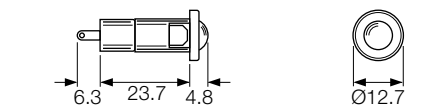
To create a catalogue number:

Refer to the 2 columns below (terminal and type), then state: Lens colour and voltage.

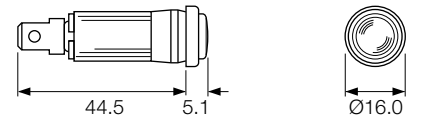
- ▶ Up to 50V
- ▶ Red, Amber, Green, Blue and Clear
- ▶ Linestra/Philinea lamp holder

▶ TERM	▶ TYPE	▶ PANEL & °C
T	T0061 00 (LES) 	 T85
C 6.3	C0067 00 (BA7s) Chrome bezel 	 T85
T	T0062 A0 (Midget flange) Chrome bezel T0063 A0 (LES) Chrome bezel	 T85
T	T0062 M0 (Midget flange) T0063 M0 (LES)	 T85
S	S0095 00 	 T85

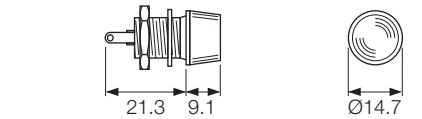
DIMENSIONS (mm)



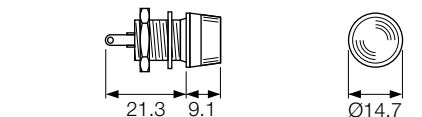
Rear of panel bulb replacement



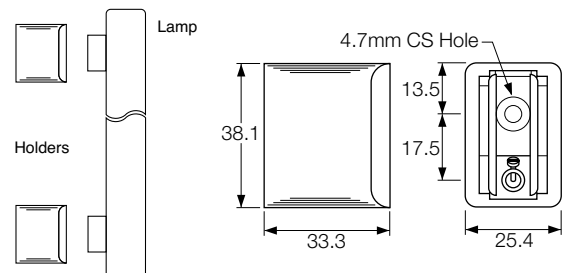
Rear of panel bulb replacement



Front of panel bulb replacement



Front of panel bulb replacement



Paired Architectural lampholders for Linestra or Philinea lamp.

Low Voltage Lampholders



C1090FP - - - P1090FL - - -

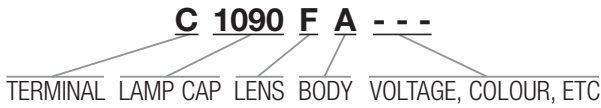
- ▶ Up to 50V
- ▶ MES or MBC bulb
- ▶ Flat and domed lens
- ▶ Brass or nylon bodies
- ▶ Red, Amber, Green, Blue and Clear lenses

Bulbs will be supplied (dependant on order quantity) if a voltage is specified. These lampholders are suitable for up to 50V max.

Colours - Red, Amber, Green, (Clear & Blue, check availability). Brass bodies have polished chrome finish.

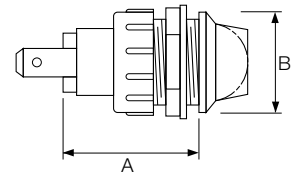
For Neon & Mains versions see page 71

For Sealed version see page 80



▶ TERMINAL	▶ LAMP CAP	▶ LENS	▶ THREADED BODY																																			
<p>C</p> <p>6.3 x 0.8</p> <p>9.1</p>	<p>1090 MES (E10)</p>	<p>F Flat</p>	<p>1090 (MES lamps)</p> <table border="1"> <thead> <tr> <th></th> <th>Panel Hole Dia.</th> <th>Body Material</th> <th>Dim. A</th> <th>Dim. B</th> </tr> </thead> <tbody> <tr> <td>A</td> <td>19.0</td> <td>Brass</td> <td>35.0</td> <td>22.0</td> </tr> <tr> <td>D</td> <td>19.0</td> <td>Brass</td> <td>30.2</td> <td>22.0</td> </tr> <tr> <td>E</td> <td>19.0</td> <td>Nylon with chrome bezel</td> <td>30.2 / 30.2</td> <td>22.0 / 22.8</td> </tr> <tr> <td>G</td> <td>19.0</td> <td>Brass</td> <td>24.6</td> <td>22.0</td> </tr> <tr> <td>H</td> <td>19.0</td> <td>Nylon with chrome bezel</td> <td>24.6 / 24.6</td> <td>22.0 / 22.8</td> </tr> <tr> <td>L</td> <td>25.4</td> <td>Brass</td> <td>26.0</td> <td>31.5</td> </tr> </tbody> </table>		Panel Hole Dia.	Body Material	Dim. A	Dim. B	A	19.0	Brass	35.0	22.0	D	19.0	Brass	30.2	22.0	E	19.0	Nylon with chrome bezel	30.2 / 30.2	22.0 / 22.8	G	19.0	Brass	24.6	22.0	H	19.0	Nylon with chrome bezel	24.6 / 24.6	22.0 / 22.8	L	25.4	Brass	26.0	31.5
	Panel Hole Dia.	Body Material	Dim. A	Dim. B																																		
A	19.0	Brass	35.0	22.0																																		
D	19.0	Brass	30.2	22.0																																		
E	19.0	Nylon with chrome bezel	30.2 / 30.2	22.0 / 22.8																																		
G	19.0	Brass	24.6	22.0																																		
H	19.0	Nylon with chrome bezel	24.6 / 24.6	22.0 / 22.8																																		
L	25.4	Brass	26.0	31.5																																		
<p>T</p> <p>Ø2.0</p> <p>4.8</p> <p>9.1</p> <p>Solder</p>	<p>1091 MBC (BA9s) (C and S Terminals only)</p>	<p>V Domed</p>	<p>1091 (MBC lamps)</p> <table border="1"> <thead> <tr> <th></th> <th>Panel Hole Dia.</th> <th>Body Material</th> <th>Dim. A</th> <th>Dim. B</th> </tr> </thead> <tbody> <tr> <td>B</td> <td>19.0</td> <td>Brass</td> <td>36.0</td> <td>22.0</td> </tr> <tr> <td>C</td> <td>19.0</td> <td>Nylon</td> <td>36.6</td> <td>22.0</td> </tr> <tr> <td>Q</td> <td>19.0</td> <td>Nylon (+ chrome trim)</td> <td>36.6</td> <td>22.8</td> </tr> <tr> <td>M</td> <td>25.4</td> <td>Brass</td> <td>38.1</td> <td>31.5</td> </tr> </tbody> </table>		Panel Hole Dia.	Body Material	Dim. A	Dim. B	B	19.0	Brass	36.0	22.0	C	19.0	Nylon	36.6	22.0	Q	19.0	Nylon (+ chrome trim)	36.6	22.8	M	25.4	Brass	38.1	31.5										
	Panel Hole Dia.	Body Material	Dim. A	Dim. B																																		
B	19.0	Brass	36.0	22.0																																		
C	19.0	Nylon	36.6	22.0																																		
Q	19.0	Nylon (+ chrome trim)	36.6	22.8																																		
M	25.4	Brass	38.1	31.5																																		
<p>S</p> <p>9.1</p> <p>Screw and Clamp</p>		<p>L No lens</p>	<p>Panel thickness 5.0, except A type body 10.0</p>																																			

DIMENSIONS mm



OPTIONS

F0445 MO

P.V.C. Insulating terminal cover.



LED Lamps and LED Lampholders

LED Lampholders can be supplied with or without LEDs

Colours: Red, Yellow, Green and Blue LEDs
(High Intensity is standard. Option of extra super bright).

Voltages: LEDs are available for direct connection to 2.0/2.2V or 12Vdc
For other voltages contact sales.

- ▶ LED lampholders
- ▶ Supplied with or without LEDs
- ▶ Black or Chrome finish

Approvals and specifications



To create a catalogue number:

Refer to the 2 columns below (terminal and type), then state: LED colour and voltage and body finish (Black or Chrome).

TERM	TYPE	PANEL & °C	DIMENSIONS (mm)	
W LED fitted A LED not fitted 	(W) 1047 00 3mm LED	 6.3 6.3max T85	 12.7 13.9 1.5	 Ø7.6
L LED & Wires fitted 				
W LED fitted A LED not fitted 	(L) 1048 00 5mm LED	 8.0 5.5max T85	 10.0 14.5 2.0	 Ø9.5
L LED & Wires fitted 				
W LED fitted A LED not fitted 	(W) 1050 00 5mm LED with focusing reflector	 8.0 7.0max T85	 12.4 16.9 2.9	 Ø10.0
L LED & Wires fitted 				
W LED fitted 	(L) 1035 0A 	 4.5 0.9-1.6 T85	 4.30 200.0 20.0 1.0 1.50	 5.08
L LED & Wires fitted 				
W LED fitted 	(L) 1036 0A 	 6.0 0.9-1.6 T85	 5.85 200.0 20.0 1.0 4.0	 7.9
L LED & Wires fitted 				
W LED fitted 	(L) 1037 0A 	 6.35 0.9-1.6 T85	 6.15 200.0 20.0 1.0 4.0	 7.9
L LED & Wires fitted 				

Neon & LED Indicator Lights Sealed to IP52 and IP54

Colours and voltages:

Neon Red, Amber, Green
120 or 230Vac 0.5W - please specify (Red base)

LED Red, Amber, Green
28Vac/dc 1W (Green base)

Neon versions feature integral current limiting & ghost lighting resistors.
LED versions have rectifier diodes & resistors for direct connection to 28Vac/dc.

To order

Select a number from the "type" column, then state:
Lens colour, voltage and whether neon or LED. All versions have recessed screw terminals. IP52 is standard. A panel sealing washer is available for IP54.

- ▶ IP52 and IP54 sealing
- ▶ Three bezel sizes: 18.0, 20.5 and 30.0 diameter
- ▶ Neon or LED indicator
- ▶ Black and satin chrome bezel or without bezel
- ▶ Recessed screw terminals

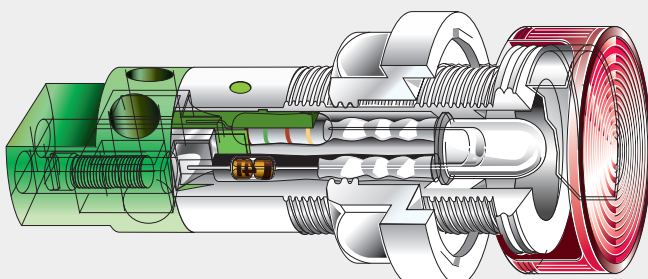
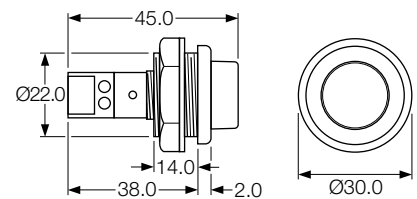
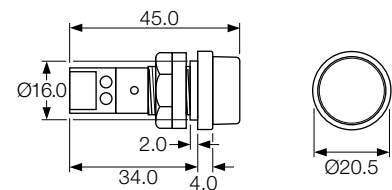
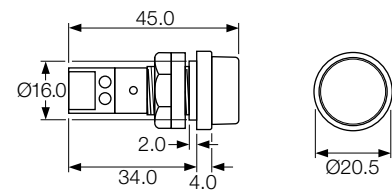
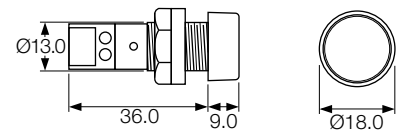
Approvals and specifications



Approval shown for neon versions only

TERM	TYPE	PANEL & °C
Recessed Screw 	3130 No bezel 	13.2 8.0max T120 neon T50 LED
Recessed Screw 	3160 Black bezel 	16.2 5.0max T120 neon T50 LED
Recessed Screw 	3161 Satin chrome style bezel 	16.2 5.0max T55 neon T50 LED
Recessed Screw 	3221 Large black bezel 	22.3 4.5max T120 neon T50 LED

DIMENSIONS (mm)



Select the version most suitable for your application from the 4 types shown.
Or call sales for availability to your special requirements.

Indicators

Indicator Lights - Sealed to IP67












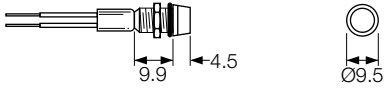










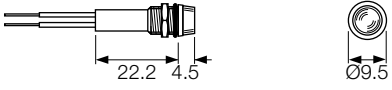





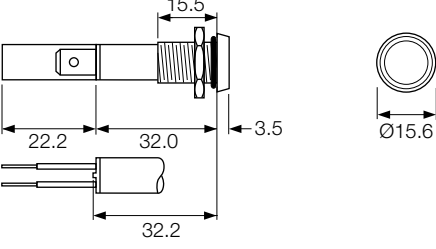










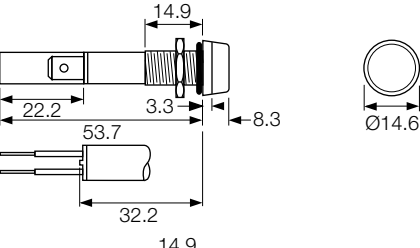










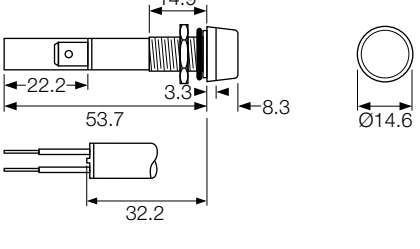














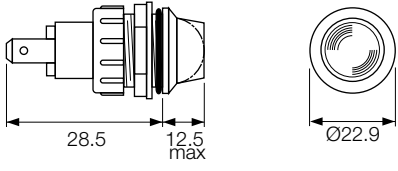
Colours and voltages:

-  **Neon** Available with Red, Amber, Green or Clear lenses
100/130V (marked 110V), 200/250V (marked 230V)
-  **LED - DC** Red, Yellow, Green, Blue, White
2.0/2.2V Resistors for other voltages available.
-  **LED - AC** Red, Yellow, Green, Blue, White
110-230V ac operation.
-  **Filament lamp** Available with Red, Amber, Green, Clear or Blue lenses
6V, 12/14V, 24/28V.

- ▶ IP67 Panel Sealing
- ▶ Supplied complete with gaskets/'O' rings
- ▶ Neon, LED, mains LED or filament lamp
- ▶ Bezel sizes from 7.6 to 22.9mm diameter
- ▶ Red, amber, green, blue and clear lenses
- ▶ Red, yellow, green, blue and white LEDs
- ▶ Wide choice of styles

To create a catalogue number:

Refer to the 2 columns below (terminal and type), then state: Lens colour, voltage and whether neon, LED or filament lamp

TERM	TYPE	PANEL	ILLUM'N OPTIONS	APPROVAL	DIMENSIONS (mm)
L	(L) 1041 OS Chrome bezel 	 6.3  5.3 max	   	   	
L	(L) 0245 OS Chrome bezel 	 7.1  4.6 max	   	  	
L	(C) 0275 OS Chrome bezel 	 10.0  11.5 max			
C 6.3					
K 2.8					
H 4.8					
L	(C) 0277 OS Chrome bezel 	 10.0  11.5 max			
C 6.3					
K 2.8					
H 4.8					
L	(C) 0177 OS Chrome bezel 	 12.7  11.5 max			
C 6.3					
K 2.8					
H 4.8					
C 6.3	(C) 1092 FFS 	 19.0  4.0 max	  	  	

LED Lamps and LED Lampholders - Sealed to IP67

LED Lampholders can be supplied with or without LEDs










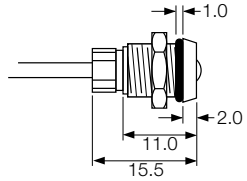
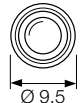









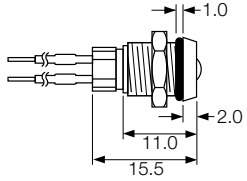
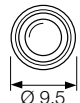









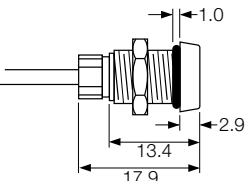
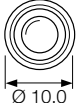










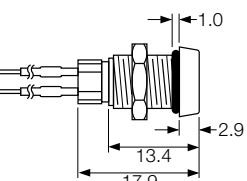
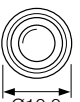
Colours: Red, Yellow Green and Blue LEDs.
(High Intensity is standard. Option of extra super bright).

- ▶ IP67 front bezel sealing
- ▶ LED lampholders
- ▶ Supplied with or without LEDs
- ▶ Black or Chrome finish

Voltages: LEDs are available for direct connection to 2.0/2.2V or 12Vdc.
For other voltages contact sales.

To create a catalogue number:

Refer to the 2 columns below (terminal and type), then state: LED colour and voltage and body finish (Black or Chrome).

TERM	TYPE	PANEL & °C	ILLUM'N OPTIONS	APPROVAL	DIMENSIONS (mm)	
W  LED fitted	(W) 1048 OA 	 8.0  5.5max  T85	 DC  AC	 KEMA  KEMA		
A LED not fitted						
L  LED & Wires fitted	L 1048 OA 	 8.0  5.5max  T85	 DC  AC	 KEMA  KEMA		
W  LED fitted						
A LED not fitted	(W) 1050 OA 	 8.0  7.0max  T85	 DC  AC	 KEMA  KEMA		
L  LED & Wires fitted						
W  LED fitted	L 1050 OA 	 8.0  7.0max  T85	 DC  AC	 KEMA  KEMA		
A LED not fitted						

Properties

Sealing

O-ring sealing equivalent to IP67, of both the LED to bezel, and bezel to panel is available where shown.

Polarity

The nylon base mouldings are polarity marked.

Body Material and Finish

Chromed brass or Black oxide coated brass.

Lampholders only

Items prefixed 'A' are supplied without LEDs.

LED wires or PVC covered wire leads

125mm min length wires, 6.3mm standard strip.
Alternative colours, length and strip available.

Low Voltage Lampholders - Sealed to IP67

Colour and voltage:

These lampholders are suitable for up to 50V max.
Bulbs will be supplied (dependent on order quantity)
if a voltage is specified.

Colours - Red, Amber, Green, (Clear & Blue, check availability).

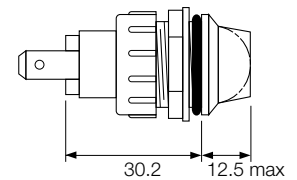
To create a catalogue number:

Refer to the 2 columns below (terminal and type), then state: Lens colour
and voltage.

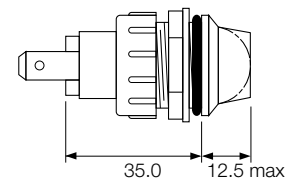
- ▶ IP67 Panel seal
- ▶ Supplied complete with gaskets/'O' rings
- ▶ Up to 50V
- ▶ Red, Amber, Green, Blue and Clear
- ▶ LES, Midget Flange, MES & MBC bulb

TERM	TYPE	PANEL	ILLUM'N OPTIONS	APPROVAL
C 6.3	C1090 FPS (MES) 	19.0 4.0 max T85		
C 6.3	C1091 FQS (MBC) 	19.0 4.0 max T85		
T	T0062 AOS (Midget flange) Chrome bezel T0063 AOS (LES) Chrome bezel 	12.7 8.5 max T85		
T	T0062 MOS (LES & Midget flange) T0063 MOS (LES) 	12.7 8.5 max T85		

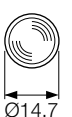
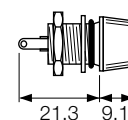
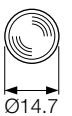
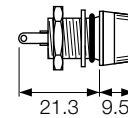
DIMENSIONS (mm)



Front of panel bulb replacement



Front of panel bulb replacement



F0445 MO

P.V.C. Insulating terminal cover.
For use with C1090 & C1091

