

V4NCS

V4NCS

- Characteristics
- wide variety of levers
 - peg mounting option
 - pre-wired option
 - sealed (IP6K7)
 - solder and faston terminals
 - PCB terminals

Rating 250 VAC, 5 A

Dimensions (mm) 20 × 10,3 × 6,4

- Actuator
- plunger
 - plain levers
 - roller levers
 - simulated roller levers

Approvals Automotive standard



Subminiature

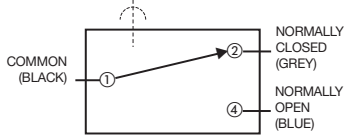
Preferred Range

Ordering Reference	Actuating Force (N) (ozf)		Sealing	Operating pos. (mm) (in)		Terminal	Circuit	Actuator	Contacts	Electrical rating
V4NCS	2,5	8,992	Sealed IP6K7	8,40	0,331	Cable 500 mm	CO	Plunger	Ag	250 VAC, 5 A
V4NCSA1	0,9	3,237	Sealed IP6K7	10,80	0,425	Cable 500 mm	CO	Plain lever	Ag	250 VAC, 5 A
V4NCSAR	0,9	3,237	Sealed IP6K7	15,90	0,626	Cable 500 mm	CO	Roller lever	Ag	250 VAC, 5 A

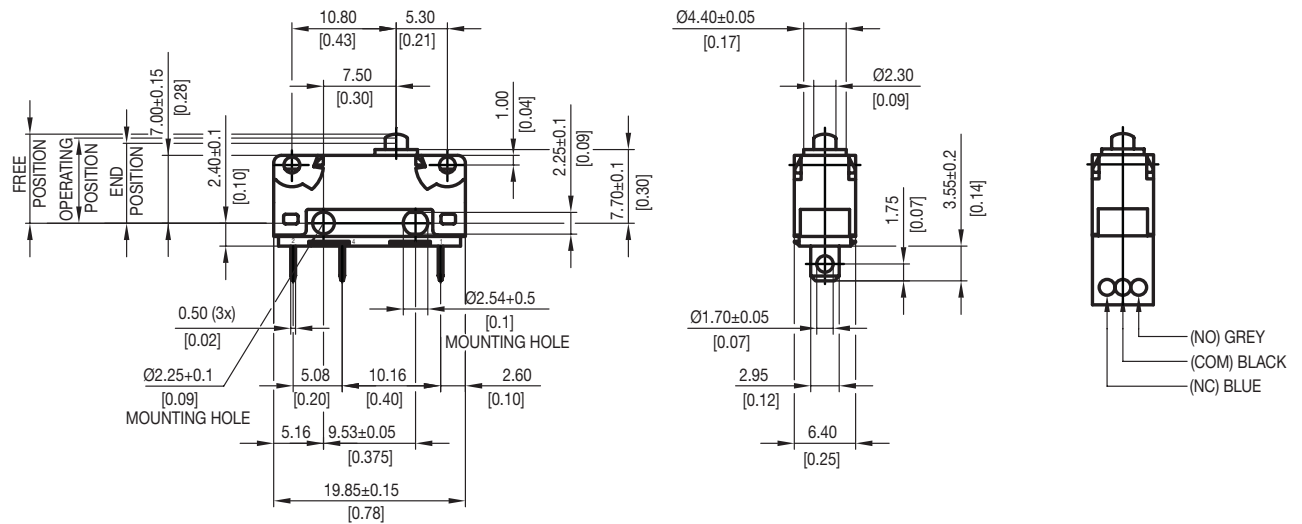
Specifications

Housing	Glass fibre reinforced Polyamide (PA 6.6)
Plunger	Polyacetal POM/(PA 4,6)
Mechanism	Snap-action coil spring mechanism with stainless steel spring
Functions	Change-over, normally closed or normally open
Contacts	Fine Silver, Gold plate on silver, Gold alloy on silver palladium (crosspoint)
Terminals	Gold flashed
Temperature range °C	-40°C to +85°C (120°C option)
Mechanical life	3 × 10 ⁶ cycles minimum (impact free actuation)
Protection	IP67 enclosure, IP40 Flux proof terminal entries
Mounting	Side mounting (moulded mounting pegs on request)
Actuators	Plain lever, cam follower, roller lever, simulated roller (cam follower) lever
Accessories	Lug mounting frame, clip-on terminals cover, insulating sheet

Circuit diagram

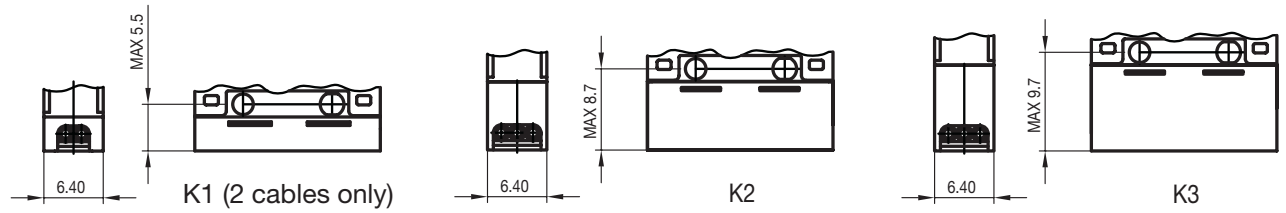


Dimensions



Prewired version with cable box
For type coding key please contact Saia

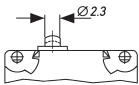
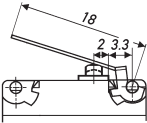
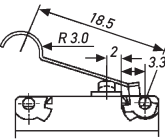
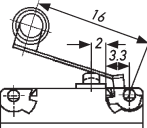
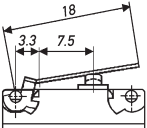
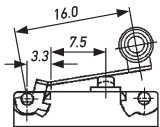
Standard cable FLY 0,5 mm² with max. outside diameter 1.8 mm
Standard cable box is K2



Recommended maximum electrical ratings

	Voltage (max)	Resistive load (A)	Motor load (A)	Approval
V4NCST	250 VAC	5	2	General rating (85° C)
	0 - 15 VDC	5	3	General rating (85° C)
	15 - 30 VDC	5	3	General rating (85° C)
V4NCS	250 VAC	5	2	General rating (85° C)
	0 - 15 VDC	3	3	General rating (85° C)
	15 - 30 VDC	3	3	General rating (85° C)

Operating Characteristics

Actuator	Reference	Actuating Force		Release Force		Free Position Maximum		Operating Position		Movement Differential Maximum			
		(N)	(ozf)	(N)	(ozf)	(mm)	(in)	(mm)	(in)	(mm)	(in)		
Plunger 	V4NCS..	2,5	8,992	0,5	1,798	9,2	0,362	8,4	} ± 1,3	} 0,331	} ± 0,012	0,1	0,004
	V4NCSB..	2,5	8,992	0,5	1,798	9,7	0,382	8,9					
A1 Lever 	V4NCS..	0,9	3,237	0,1	0,359	13,4	0,527	10,8	} ± 1,3	} 0,425	} ± 0,051	0,4	0,016
	V4NCSB..	0,9	3,237	0,1	0,359	14,8	0,582	12,4					
Width of lever 4,0 (mm)/0,16 (in)													
AC Lever 	V4NCS..	0,9	3,237	0,1	0,359	16,1	0,634	13,4	} ± 1,3	} 0,527	} ± 0,051	0,4	0,016
	V4NCSB..	0,9	3,237	0,1	0,359	17,6	0,693	15,1					
Width of lever 4,0 (mm)/0,16 (in)													
AR Lever 	V4NCS..	0,9	3,237	0,1	0,359	18,1	0,712	15,9	} ± 1,2	} 0,626	} ± 0,047	0,4	0,016
	V4NCSB..	0,9	3,237	0,1	0,359	19,2	0,756	17,3					
Width of lever 4,0 (mm)/0,16 (in)													
A10 Lever 	V4NCS..	1,8	6,474	0,2	0,719	10,7	0,421	9,3	} ± 0,7	} 0,366	} ± 0,027	0,2	0,008
	V4NCSB..	1,8	6,474	0,2	0,719	11,5	0,453	10,1					
Width of lever 4,0 (mm)/0,16 (in)													
ARO Lever 	V4NCS..	1,8	6,474	0,2	0,719	15,8	0,622	14,7	} ± 0,6	} 0,579	} ± 0,023	0,2	0,008
	V4NCSB..	1,8	6,474	0,2	0,719	16,5	0,649	15,4					
Width of lever 4,0 (mm)/0,16 (in)													

Operating characteristics shown above are specified from mounting hole centres.

Over travel: Flush with case. (7,8 mm min) The case should not be used as an end stop.

Ordering Reference

Basic type	V4NCS	Example: V4NCS	B	T7	C4	A1	0	G
Type of sealing	No symbol, sealed IP6K7, standard travel B Sealed IP6K7 with extended overtravel (0,5 mm)							
Terminals	No symbol, pre-wired 500 mm with cable box (V4NCS/B only) T7 Solder 2,95 × 0,5 × 3,55 long T8 PCB 0,8 × 0,5 × 4,0 long T9 Faston 2,8 × 0,5 × 9,5 long T81 Formed PCB 0,8 × 0,5 × 3,8 long T82 Formed PCB 0,8 × 0,5 × 3,8 long							
Circuit	No symbol, change-over C2 Normally closed C4 Normally open							
Actuators	No symbol, without lever A1 Plain lever 18,0 mm A2 Plain lever 25,0 mm A3 Plain lever 32,0 mm A7 Plain lever 60,0 mm AC Cam follower lever 18,5 mm (AC1) AR Roller lever 16,0 mm (AR1) AP Roller lever 17,9 mm (AR2) Other actuators on special request							
Actuator Position	No symbol, without lever, or lever fitted at the end nearest to the Plunger 0 With lever fitted at end opposite to plunger							
Contact Material	No symbol, Ag X Gold alloy on silver palladium crosspoint (AUX)							
Special Features	/□□□□ Saia specialise in customer specific solutions. Additional product variants are available or can be provided. If your requirements cannot be satisfied from the options listed, please contact www.saia-burgess.com or your local SB outlet.							