

# SERIES 1930 - DOUBLE-POLE ROCKER SWITCHES IP 65

TO 20 (4) A 250 V AC





## PRODUCT FEATURES

- ◆ Illuminated and non-illuminated variants with various switching functions
- ◆ IP 65 with integrated gasket for high dust and water protection
- ◆ Inrush currents (capacitive) up to 120 A
- ◆ Approval for 400 V
- ◆ 100 million times proven switching principle
- ◆ Modern rocker design
- ◆ High, flexible variety

## ON REQUEST


- ◆ Other connection types
- ◆ Other colors
- ◆ Other printing variants
- ◆ Other lamp variants
- ◆ With V-0 material
- ◆ Cable assembly

Mechanical life endurance	5E4
Operating force	3 - 8 N
Inrush current (capacitive)	120 A 100 A (basic types 1934 and 1939)
Contact resistance (new condition)	< 100 mOhm (1 A 12 V DC)
Insulation resistance (new condition)	> 100 MOhm (500 V DC)
Voltage strength at 250 V	1 500 V function insulation / basic insulation 3 000 V reinforced insulation 500 V small contact distance
Proof tracking	250 PTI
Insulation spacing	acc. to EN 61058 for reinforced or double insulation
Protection type	IP 65 (recessed installation)
Ambient temperature	connection side -20 °C ... +105 °C actuating side -20 °C ... +55 °C
Flammability	UL 94 V-2 and UL 94 V-0 (product-dependent)
Heat and fire resistance	850 °C (category D)
Material	actuator hard components of PC / soft components of TPE (bellows) housing PA connections silver-plated
Plug force of the terminals	≤ 80 N
Approval marks	 / 
Suitable for appliances of protection class II	



# SERIES 1930 - DOUBLE-POLE ROCKER SWITCHES IP 65


TO 20 (4) A 250 V AC

 double-pole	ON/OFF switch (DPST)								Normally open contact (DPNO)	ON/OFF switch (DPST)				
	1935.3135	1935.3137	1935.3112	1935.3113	1935.3114	1935.3118	1935.3119	1935.3129		1935.3218	1935.3134	1935.3128	1935.3131	1935.3133
Voltage lamp in V	400	400	250	250	250	250	250	250	250	125 -250	125	125	24	
Actuator color / printing														
Housing color	Black	Black	Black	Black	Black	Black	Black	Black	Black	Black	Black	Black	Black	Black
20 (4) A 250 V AC 1E4	•	•	•	•	•	•	•	•		•	•	•		•
12 (4) A 250 V AC 1E4														
10 (8) A 400 V AC 5E4	•	•												
10 (8) A 250 V AC 5E4	•	•	•	•	•	•	•	•		•	•	•		•
10 A 24 V DC													•	
6 (4) A 250 V AC 5E4														
16 A 250 V AC 1 HP	•	•	•	•	•	•	•	•		•	•	•		•
16 A 125 V AC 3/4 HP	•	•	•	•	•	•	•	•		•	•	•		•
16 A 125 V AC 1/3 HP												•		
15 A 125 V AC 3/4 HP														
14 A 250 V AC 1 HP														
14 A 250 V AC 3/4 HP														
14 A 250 V AC 1/2 HP														
14 A 125 V AC 1/3 HP														
14 A 125 V AC 1/4 HP														
12 A 250 V AC 1 HP														
12 A 125 V AC 1/2 HP														
Connection type														
Connection description	6.3	6.3	6.3	6.3	6.3	6.3	6.3	6.3	6.3	6.3	6.3	6.3	6.3	4.8
Contact distance in mm	≥ 3	≥ 3	≥ 3	≥ 3	≥ 3	≥ 3	≥ 3	≥ 3	≥ 3	≥ 3	≥ 3	≥ 3	≥ 3	≥ 3
Contact material	Ag	Ag	Ag	Ag	Ag	Ag	Ag	Ag	Ag	Ag	Ag	Ag	Ag	Ag
Miscellaneous								bellows anthracite						
Stock version			•	•	•	•					•			

ROCKER SWITCHES  
PUSHBUTTON SWITCHES  
TOGGLE SWITCHES  
SLIDE SWITCHES  
ROTARY SWITCHES  
FOOT SWITCHES  
POWER TOOL SWITCHES  
TACT AND KEY SWITCHES  
SNAP-ACTION SWITCHES  
MICRO-SIGNAL SWITCHES  
SENSORS

















# SERIES 1930 - DOUBLE-POLE ROCKER SWITCHES IP 65

TO 20 (4) A 250 V AC

double-pole	ON/OFF switch (DPST)	1932.1113	1932.1114	1932.3112	1932.3113	1932.3114	1932.3118	1932.3412	1932.3418	Normally closed contact (DPNC)	1932.3312	Normally open contact (DPNO)	1932.3413	Switch (DPDT)	1934.3112	1934.3113	1934.3114
																	
Voltage lamp in V																	
Actuator color / printing																	
Housing color		Black	Black	Black	Black	Black	Black	Black	Black		Black		Black		Black	Black	Black
20 (4) A 250 V AC 1E4		•	•	•	•	•	•	•	•								
12 (4) A 250 V AC 1E4																	
10 (8) A 400 V AC 5E4																	
10 (8) A 250 V AC 5E4		•	•	•	•	•	•	•	•						•	•	•
10 A 24 V DC																	
6 (4) A 250 V AC 5E4																	
16 A 250 V AC 1 HP		•	•	•	•	•	•	•	•								
16 A 125 V AC 3/4 HP		•	•	•	•	•	•	•	•								
16 A 125 V AC 1/3 HP																	
15 A 125 V AC 3/4 HP									•								
14 A 250 V AC 1 HP																	
14 A 250 V AC 3/4 HP																	
14 A 250 V AC 1/2 HP																	
14 A 125 V AC 1/3 HP																	
14 A 125 V AC 1/4 HP																	
12 A 250 V AC 1 HP															•	•	•
12 A 125 V AC 1/2 HP															•	•	•
Connection type																	
Connection description		4.8	4.8	6.3	6.3	6.3	6.3	6.3	6.3		6.3		6.3		6.3	6.3	6.3
Contact distance in mm		≥ 3	≥ 3	≥ 3	≥ 3	≥ 3	≥ 3	≥ 3	≥ 3		≥ 3		≥ 3		≥ 3	≥ 3	≥ 3
Contact material		Ag	Ag	Ag	Ag	Ag	Ag	Ag	Ag		Ag		Ag		Ag	Ag	Ag
Miscellaneous								single-pole occupied	single-pole occupied								
Stock version				•									•				

# SERIES 1930 - DOUBLE-POLE ROCKER SWITCHES IP 65

TO 20 (4) A 250 V AC

		Switch (DPDT)	1934.2114	Switch with OFF position in the center (DPDT - Center OFF)				Changeover switch (DPDT momentary)		1934.3213
Voltage lamp in V										
Actuator color / printing										
Housing color										
20 (4) A 250 V AC 1E4										
12 (4) A 250 V AC 1E4				●						
10 (8) A 400 V AC 5E4										
10 (8) A 250 V AC 5E4										
10 A 24 V DC										
6 (4) A 250 V AC 5E4			●							
16 A 250 V AC 1 HP										
16 A 125 V AC 3/4 HP										
16 A 125 V AC 1/3 HP										
15 A 125 V AC 3/4 HP										
14 A 250 V AC 1 HP										●
14 A 250 V AC 3/4 HP				●						
14 A 250 V AC 1/2 HP					●	●	●			
14 A 125 V AC 1/3 HP				●						●
14 A 125 V AC 1/4 HP					●	●	●			
12 A 250 V AC 1 HP			●							
12 A 125 V AC 1/2 HP			●							
Connection type										
Connection description				6.3	6.3	6.3	6.3	6.3		6.3
Contact distance in mm		≥ 3		≥ 3	< 3	< 3	< 3	< 3		≥ 3
Contact material		Ag		Ag	Ag	Ag	Ag	Au		Ag
Miscellaneous					momentary function both sides	momentary function both sides	momentary function both sides	single-pole occupied momentary function both sides		
Stock version				●	●					

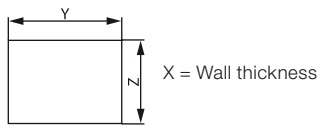
ROCKER SWITCHES  
 PUSHBUTTON SWITCHES  
 TOGGLE SWITCHES  
 SLIDE SWITCHES  
 ROTARY SWITCHES  
 FOOT SWITCHES  
 POWER TOOL SWITCHES  
 TACT AND KEY SWITCHES  
 SNAP-ACTION SWITCHES  
 MICRO-SIGNAL SWITCHES  
 SENSORS

# SERIES 1930 - DOUBLE-POLE ROCKER SWITCHES IP 65

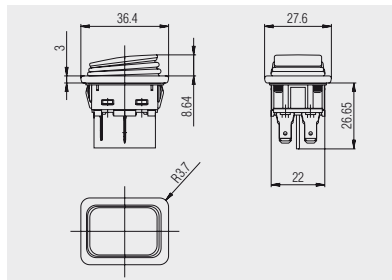
TO 20 (4) A 250 V AC



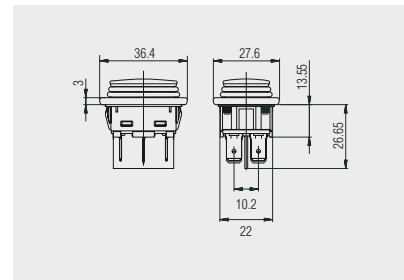
Basic types 1932, 1934, 1935 and 1939 double-pole



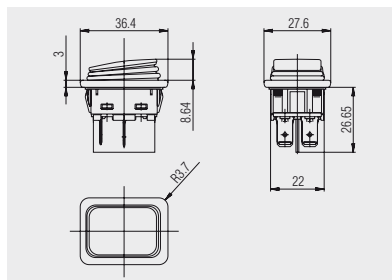
X	Y	Z
0.75 ... 1.25	30 <sup>-0.1</sup>	22 <sup>+0.2</sup>
1.25 ... 3.0	30.2 <sup>-0.1</sup>	22 <sup>+0.2</sup>



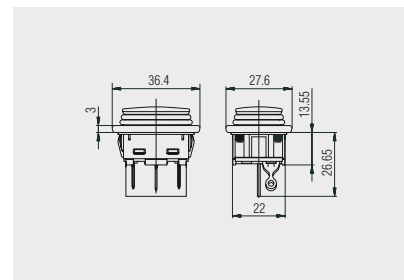
Quick-connect terminal 4.8 basic type 1932



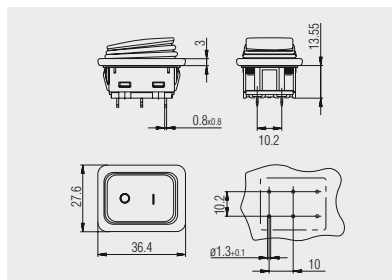
Quick-connect terminal 6.3 basic type 1939



Quick-connect terminal 6.3 basic types 1932, 1934 and 1935



Solder terminal basic type 1939



PCB terminal basic type 1934

Further information under

[WWW.MARQUARDT.DE](http://WWW.MARQUARDT.DE)