

# SERIES 1930 - DOUBLE-POLE ROCKER SWITCHES IP 65

TO 20 (4) A 250 V AC





## PRODUCT FEATURES

- ◆ Illuminated and non-illuminated variants with various switching functions
- ◆ IP 65 with integrated gasket for high dust and water protection
- ◆ Inrush currents (capacitive) up to 120 A
- ◆ Approval for 400 V
- ◆ 100 million times proven switching principle
- ◆ Modern rocker design
- ◆ High, flexible variety

## ON REQUEST


- ◆ Other connection types
- ◆ Other colors
- ◆ Other printing variants
- ◆ Other lamp variants
- ◆ With V-0 material
- ◆ Cable assembly

Mechanical life endurance	5E4
Operating force	3 - 8 N
Inrush current (capacitive)	120 A 100 A (basic types 1934 and 1939)
Contact resistance (new condition)	< 100 mOhm (1 A 12 V DC)
Insulation resistance (new condition)	> 100 MOhm (500 V DC)
Voltage strength at 250 V	1 500 V function insulation / basic insulation 3 000 V reinforced insulation 500 V small contact distance
Proof tracking	250 PTI
Insulation spacing	acc. to EN 61058 for reinforced or double insulation
Protection type	IP 65 (recessed installation)
Ambient temperature	connection side -20 °C ... +105 °C actuating side -20 °C ... +55 °C
Flammability	UL 94 V-2 and UL 94 V-0 (product-dependent)
Heat and fire resistance	850 °C (category D)
Material	actuator hard components of PC / soft components of TPE (bellows) housing PA connections silver-plated
Plug force of the terminals	≤ 80 N
Approval marks	 / 
Suitable for appliances of protection class II	



# SERIES 1930 - DOUBLE-POLE ROCKER SWITCHES IP 65


TO 20 (4) A 250 V AC

 double-pole	ON/OFF switch (DPST)								Normally open contact (DPNO)	ON/OFF switch (DPST)				
	1935.3135	1935.3137	1935.3112	1935.3113	1935.3114	1935.3118	1935.3119	1935.3129		1935.3218	1935.3134	1935.3128	1935.3131	1935.3133
Voltage lamp in V	400	400	250	250	250	250	250	250	250	125 -250	125	125	24	
Actuator color / printing														
Housing color	Black	Black	Black	Black	Black	Black	Black	Black	Black	Black	Black	Black	Black	Black
20 (4) A 250 V AC 1E4	•	•	•	•	•	•	•	•		•	•	•		•
12 (4) A 250 V AC 1E4														
10 (8) A 400 V AC 5E4	•	•												
10 (8) A 250 V AC 5E4	•	•	•	•	•	•	•	•		•	•	•		•
10 A 24 V DC													•	
6 (4) A 250 V AC 5E4														
16 A 250 V AC 1 HP	•	•	•	•	•	•	•	•		•	•	•		•
16 A 125 V AC 3/4 HP	•	•	•	•	•	•	•	•		•	•	•		•
16 A 125 V AC 1/3 HP												•		
15 A 125 V AC 3/4 HP														
14 A 250 V AC 1 HP														
14 A 250 V AC 3/4 HP														
14 A 250 V AC 1/2 HP														
14 A 125 V AC 1/3 HP														
14 A 125 V AC 1/4 HP														
12 A 250 V AC 1 HP														
12 A 125 V AC 1/2 HP														
Connection type														
Connection description	6.3	6.3	6.3	6.3	6.3	6.3	6.3	6.3	6.3	6.3	6.3	6.3	6.3	4.8
Contact distance in mm	≥ 3	≥ 3	≥ 3	≥ 3	≥ 3	≥ 3	≥ 3	≥ 3	≥ 3	≥ 3	≥ 3	≥ 3	≥ 3	≥ 3
Contact material	Ag	Ag	Ag	Ag	Ag	Ag	Ag	Ag	Ag	Ag	Ag	Ag	Ag	Ag
Miscellaneous								bellows anthracite						
Stock version			•	•	•	•					•			

ROCKER SWITCHES  
PUSHBUTTON SWITCHES  
TOGGLE SWITCHES  
SLIDE SWITCHES  
ROTARY SWITCHES  
FOOT SWITCHES  
POWER TOOL SWITCHES  
TACT AND KEY SWITCHES  
SNAP-ACTION SWITCHES  
MICRO-SIGNAL SWITCHES  
SENSORS

















# SERIES 1930 - DOUBLE-POLE ROCKER SWITCHES IP 65

TO 20 (4) A 250 V AC

 double-pole	ON/OFF switch (DPST)	1932.1113	1932.1114	1932.3112	1932.3113	1932.3114	1932.3118	1932.3412	1932.3418	Normally closed contact (DPNC)	1932.3312	Normally open contact (DPNO)	1932.3413	Switch (DPDT)	1934.3112	1934.3113	1934.3114
	Voltage lamp in V																
Actuator color / printing										Normally closed contact (DPNC)		Normally open contact (DPNO)		Switch (DPDT)			
Housing color		black	black	black	black	black	black	black	black	black	black	black	black	black	black	black	black
20 (4) A 250 V AC 1E4		•	•	•	•	•	•	•	•								
12 (4) A 250 V AC 1E4																	
10 (8) A 400 V AC 5E4																	
10 (8) A 250 V AC 5E4		•	•	•	•	•	•	•	•						•	•	•
10 A 24 V DC																	
6 (4) A 250 V AC 5E4																	
16 A 250 V AC 1 HP		•	•	•	•	•	•	•	•								
16 A 125 V AC 3/4 HP		•	•	•	•	•	•	•	•								
16 A 125 V AC 1/3 HP																	
15 A 125 V AC 3/4 HP									•								
14 A 250 V AC 1 HP																	
14 A 250 V AC 3/4 HP																	
14 A 250 V AC 1/2 HP																	
14 A 125 V AC 1/3 HP																	
14 A 125 V AC 1/4 HP																	
12 A 250 V AC 1 HP															•	•	•
12 A 125 V AC 1/2 HP															•	•	•
Connection type																	
Connection description		4.8	4.8	6.3	6.3	6.3	6.3	6.3	6.3		6.3		6.3		6.3	6.3	6.3
Contact distance in mm		≥ 3	≥ 3	≥ 3	≥ 3	≥ 3	≥ 3	≥ 3	≥ 3		≥ 3		≥ 3		≥ 3	≥ 3	≥ 3
Contact material		Ag	Ag	Ag	Ag	Ag	Ag	Ag	Ag		Ag		Ag		Ag	Ag	Ag
Miscellaneous								single-pole occupied	single-pole occupied								
Stock version				•									•				

# SERIES 1930 - DOUBLE-POLE ROCKER SWITCHES IP 65

TO 20 (4) A 250 V AC

		Switch (DPDT)	1934.2114	Switch with OFF position in the center (DPDT - Center OFF)				Changeover switch (DPDT momentary)		1934.3213
										
Voltage lamp in V										
Actuator color / printing										
Housing color										
20 (4) A 250 V AC 1E4										
12 (4) A 250 V AC 1E4					●					
10 (8) A 400 V AC 5E4										
10 (8) A 250 V AC 5E4										
10 A 24 V DC										
6 (4) A 250 V AC 5E4			●							
16 A 250 V AC 1 HP										
16 A 125 V AC 3/4 HP										
16 A 125 V AC 1/3 HP										
15 A 125 V AC 3/4 HP										
14 A 250 V AC 1 HP										●
14 A 250 V AC 3/4 HP					●					
14 A 250 V AC 1/2 HP						●		●		
14 A 125 V AC 1/3 HP					●					●
14 A 125 V AC 1/4 HP						●		●		
12 A 250 V AC 1 HP			●							
12 A 125 V AC 1/2 HP			●							
Connection type										
Connection description					6.3	6.3	6.3	6.3		6.3
Contact distance in mm			≥ 3		≥ 3	< 3	< 3	< 3	< 3	≥ 3
Contact material			Ag		Ag	Ag	Ag	Ag	Au	Ag
Miscellaneous						momentary function both sides	momentary function both sides	momentary function both sides single-pole occupied momentary function both sides		
Stock version					●	●				

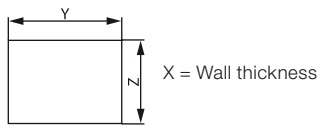
ROCKER SWITCHES  
PUSHBUTTON SWITCHES  
TOGGLE SWITCHES  
SLIDE SWITCHES  
ROTARY SWITCHES  
FOOT SWITCHES  
POWER TOOL SWITCHES  
TACT AND KEY SWITCHES  
SNAP-ACTION SWITCHES  
MICRO-SIGNAL SWITCHES  
SENSORS

# SERIES 1930 - DOUBLE-POLE ROCKER SWITCHES IP 65

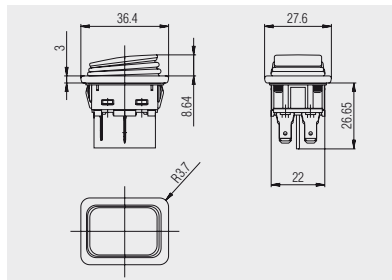
T0 20 (4) A 250 V AC



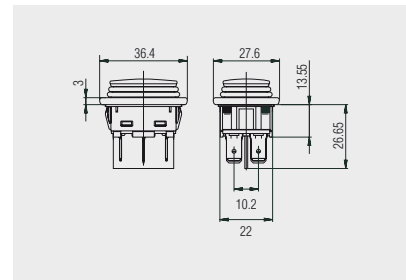
Basic types 1932, 1934, 1935 and 1939 double-pole



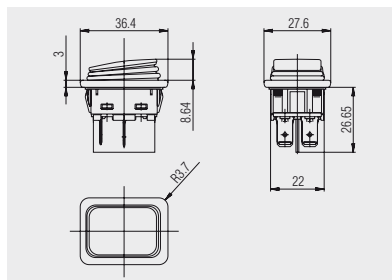
X	Y	Z
0.75 ... 1.25	30 <sup>-0.1</sup>	22 <sup>+0.2</sup>
1.25 ... 3.0	30.2 <sup>-0.1</sup>	22 <sup>+0.2</sup>



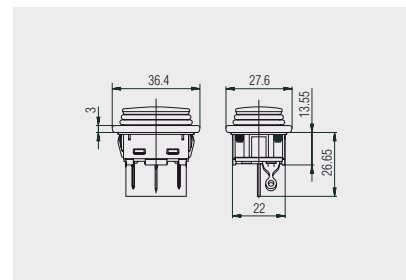
Quick-connect terminal 4.8 basic type 1932



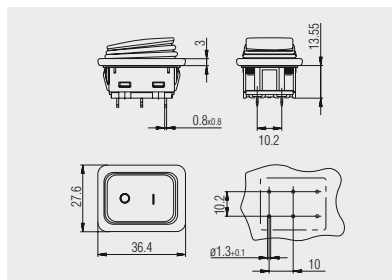
Quick-connect terminal 6.3 basic type 1939



Quick-connect terminal 6.3 basic types 1932, 1934 and 1935



Solder terminal basic type 1939



PCB terminal basic type 1934

Further information under

[WWW.MARQUARDT.DE](http://WWW.MARQUARDT.DE)