

SERIES 1810 - SINGLE AND DOUBLE-POLE TOGGLE SWITCHES

TO 10 (4) A 250 V AC






PRODUCT FEATURES

- ◆ Attractive toggle switches
- ◆ 100 million times proven switching principle
- ◆ Long life endurance with 100 000 mechanical switching cycles
- ◆ Excellent actuating characteristic

ON REQUEST




































- ◆ Other colors
- ◆ Other printing variants
- ◆ Other switching functions
- ◆ Other connection variants
- ◆ Cable assembly

Mechanical life endurance	5E4 (changeover switch with OFF position in center) 10E4
Contact resistance (new condition)	< 100 mOhm (1 A 12 V DC)
Insulation resistance (new condition)	> 100 MOhm (500 V DC)
Voltage strength at 250 V	1 500 V function insulation / basic insulation 3 000 V reinforced insulation 500 V small contact distance
Proof tracking	250 PTI
Insulation spacing	acc. to EN 61058 for reinforced or double insulation
Protection type	IP 40
Ambient temperature	connection side -20 °C ... +100 °C actuating side -20 °C ... +55 °C
Flammability	UL 94 V-2
Heat and fire resistance	850 °C (category D)
Material	actuator PA housing PA connections silver-plated
Plug force of the terminals	≤ 80 N
Approval marks	 /  / 
Suitable for appliances of protection class II	



SERIES 1810 - SINGLE AND DOUBLE-POLE TOGGLE SWITCHES

T0 10 (4) A 250 V AC

 single-pole	Actuator color / printing	Housing color	10 (4) A 250 V AC 1E4	6 (4) A 250 V AC 5E4	6 (2) A 250 V AC 1E4	4 (2) A 250 V AC 1E4	6 A 250 V AC 1/2 HP	6 A 125 V AC 1/4 HP	6 A 125 - 250 V AC 1/8 HP	6 A 125 V AC 1/10 HP	4 A 250 V AC 1/10 HP	Connection type	Connection description	Contact distance in mm	Contact material	Miscellaneous	Stock version
ON/OFF switch (SPST)																	
1811.1102			●	●			●	●					4.8	≥ 3	Ag		●
Normally open contact (SPNO)																	
1811.1202						●				●	●		4.8	≥ 3	Ag		
Switch (SPDT)																	
1813.1102			●	●			●	●					4.8	≥ 3	Ag		●
Switch with OFF position in the center (SPDT - Center OFF)																	
1818.1102					●				●				4.8	< 3	Ag		●
1818.1202					●				●				4.8	< 3	Ag	momentary function one side	●
1818.1302					●				●				4.8	< 3	Ag	momentary function both sides	●
1818.2302					●				●				< 3	Ag	momentary function both sides		
 double-pole	Actuator color / printing	Housing color	10 (4) A 250 V AC 1E4	6 (4) A 250 V AC 5E4	6 (2) A 250 V AC 1E4	4 (2) A 250 V AC 1E4	6 A 250 V AC 1/2 HP	6 A 125 V AC 1/4 HP	6 A 125 - 250 V AC 1/8 HP	6 A 125 V AC 1/10 HP	4 A 250 V AC 1/10 HP	Connection type	Connection description	Contact distance in mm	Contact material	Miscellaneous	Stock version
ON/OFF switch (DPST)																	
1812.1102			●	●			●	●					4.8	≥ 3	Ag		●
Switch (DPDT)																	
1814.2102			●	●			●	●						≥ 3	Ag		
Switch with OFF position in the center (DPDT - Center OFF)																	
1819.1102					●				●				4.8	< 3	Ag		●
1819.1302					●				●				4.8	< 3	Ag	momentary function both sides	●

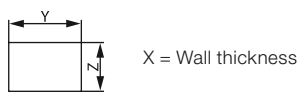
ROCKER SWITCHES
PUSHBUTTON SWITCHES
TOGGLE SWITCHES
SLIDE SWITCHES
ROTARY SWITCHES
FOOT SWITCHES
POWER TOOL SWITCHES
TACT AND KEY SWITCHES
SNAP-ACTION SWITCHES
MICRO-SIGNAL SWITCHES
SENSORS

SERIES 1810 - SINGLE AND DOUBLE-POLE TOGGLE SWITCHES

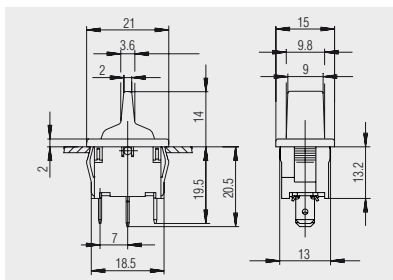
TO 10 (4) A 250 V AC



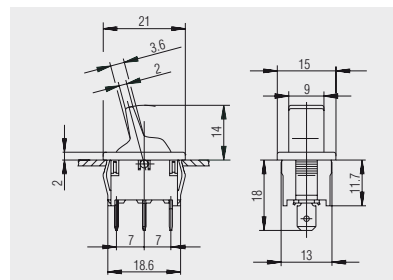
Basic types 1811, 1813 and 1818 single-pole



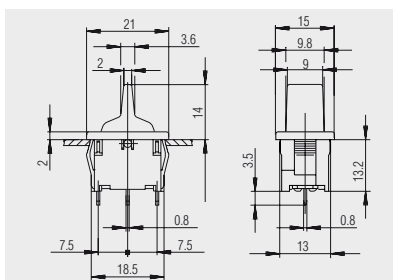
X	Y	Z
0.75 ... 1.25	19.2 ^{-0.1}	12.9 ^{+0.1}
1.25 ... 2	19.4 ^{-0.1}	12.9 ^{+0.1}
2 ... 3	19.8 ^{-0.1}	12.9 ^{+0.1}



Quick-connect terminal 4.8 basic type 1818



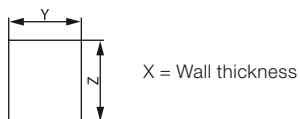
Quick-connect terminal 4.8 basic types 1813 and 1811 without third connection



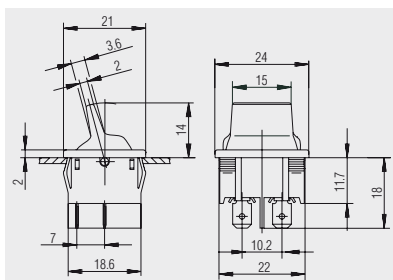
PCB terminal basic type 1818



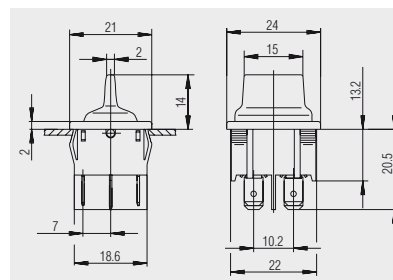
Basic types 1812, 1814 and 1819 double-pole



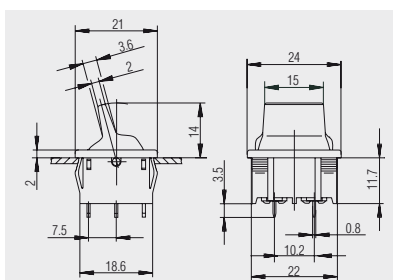
X	Y	Z
0.75 ... 1.25	19.2 ^{-0.1}	21.9 ^{+0.1}
1.25 ... 2	19.4 ^{-0.1}	21.9 ^{+0.1}
2 ... 3	19.8 ^{-0.1}	21.9 ^{+0.1}



Quick-connect terminal 4.8 basic type 1812



Quick-connect terminal 4.8 basic type 1819



PCB terminal basic type 1814

ROCKER SWITCHES

PUSHBUTTON SWITCHES

TOGGLE SWITCHES

SLIDE SWITCHES

ROTARY SWITCHES

FOOT SWITCHES

POWER TOOL SWITCHES

TACT AND KEY SWITCHES

SNAP-ACTION SWITCHES

MICRO-SIGNAL SWITCHES

SENSORS