

SERIES 1050 - SUBMINIATURE SNAP-ACTION SWITCHES

TO 10 (1.5) A 250 V AC







PRODUCT FEATURES

- ◆ Small, efficient snap-action switch up to 10 (1.5) A 250 V AC or 10.1 A 125 - 250 V AC 1/4 HP
- ◆ Lateral approach from both directions possible due to mushroom-shaped actuator
- ◆ Large selection of auxiliary actuators of chrome-nickel steel and plastic

ON REQUEST

- ◆ Extended overtravel
- ◆ Material conformant with the filament wire test acc. to IEC 60335-1:2001 chap. 30
- ◆ Increased or reduced difference travel
- ◆ Other operating forces and ratings
- ◆ Gold-plated contacts

Design	DIN 41635 B
Mechanical life endurance	10E6 1E6 (versions with auxiliary actuator)
Contact resistance (new condition)	< 100 mOhm (1 A 12 V DC) mOhm
Insulation resistance (new condition)	> 100 MOhm (500 V DC)
Voltage strength at 250 V	1 500 V function insulation / basic insulation 3 000 V reinforced insulation (depending on installation situation) 500 V small contact distance
Proof tracking	175 PTI
Insulation spacing	acc. to EN 61058 for reinforced or double insulation
Protection type	IP 40 (actuator side)
Ambient temperature	-40 °C ... +100 °C
Flammability	UL 94 V-2
Heat and fire resistance	850 °C (category D)
Material	actuator PA additional actuator stainless steel spring steel / PA glass fiber-reinforced housing PBTP connections tinned / silver-plated / blank (product-dependent)
Bounce time	< 5 ms
Approval marks	   
Suitable for appliances of protection class II under compliance with the installation conditions required on the equipment side	



ROCKER SWITCHES

PUSHBUTTON SWITCHES

TOGGLE SWITCHES

SLIDE SWITCHES

ROTARY SWITCHES

FOOT SWITCHES

POWER TOOL SWITCHES

TACT AND KEY SWITCHES






















































SNAP-ACTION SWITCHES

MICRO-SIGNAL SWITCHES

SENSORS

SERIES 1050 - SUBMINIATURE SNAP-ACTION SWITCHES

TO 10 (1.5) A 250 V AC

		10 (1.5) A 250 V AC 1E4	5 A 250 V AC 5E4	2 (0.5) A 250 V AC 25E3	10.1 A 125 - 250 V AC 1/4 HP	5 A 125 - 250 V AC 1/10 HP	2 A 125 - 250 V AC	Connection type	Connection description	Contact material	Operating force in N	Operating position (OP) in mm	Difference travel max. in mm	Free position (FP) max. in mm	Permissible total travel position (TP) in mm	Actuator description	Lever drawing	Miscellaneous	Stock version
Normally closed contact (SPNC)																			
1050.1142		●			●				2.8 x 0.5	Ag	≤ 1.5	8.4 ± 0.3	0.2	9.3	7.5				
Normally open contact (SPNO)																			
1050.0122		●			●					Ag	≤ 1.5	8.4 ± 0.3	0.2	9.3	7.5				●
1050.1122		●			●				2.8 x 0.5	Ag	≤ 1.5	8.4 ± 0.3	0.2	9.3	7.5				●
1050.1426		●			●				2.8 x 0.5	Ag	≤ 1.5	9.9 ± 0.3	0.2	10.8	8.6		without approval mark greater overtravel		
1050.2122		●			●				sealed	Ag	≤ 1.5	8.4 ± 0.3	0.2	9.3	7.5				
1050.1125			●			●			2.8 x 0.5	Ag	≤ 0.7	8.4 ± 0.3	0.2	9.3	7.5				
Changeover switch (SPDT momentary)																			
1050.0103		●			●					Ag	≤ 2.2	8.4 ± 0.3	0.2	9.3	7.5				●
1050.2403		●			●				sealed	Ag	≤ 2.2	8.4 ± 0.3	0.1	9.3	7		greater overtravel		
1050.0102		●			●				sealed	Ag	≤ 1.5	8.4 ± 0.3	0.2	9.3	7.5				●
1050.0202		●			●					Ag	≤ 1.5	9.9 ± 0.3	0.2	10.8	9.1				●
1050.0802		●			●					Ag	≤ 5	9.9 ± 0.3	0.2	10.8	9.3		foam sealing ring around pushbutton		
1050.1102		●			●				2.8 x 0.5	Ag	≤ 1.5	8.4 ± 0.3	0.2	9.3	7.5				●
1050.1202		●			●				2.8 x 0.5	Ag	≤ 1.5	9.9 ± 0.3	0.2	10.8	9.1				●
1050.2102		●			●				sealed	Ag	≤ 1.5	8.4 ± 0.3	0.2	9.3	7.5				●
1050.2202		●			●				sealed	Ag	≤ 1.5	9.9 ± 0.3	0.2	10.8	9.1				●
1050.3102		●			●					Ag	≤ 1.5	8.4 ± 0.3	0.2	9.3	7.5		fixing pin		●
1050.4102		●			●					Ag	≤ 1.5	8.4 ± 0.3	0.2	9.3	7.5		fixing pin		●
1050.5202		●			●				sealed	Ag	≤ 0.5	11.1 ± 1.5	1.0	15	7.4		L02		●
1050.5502		●			●				sealed	Ag	≤ 0.6	16.4 ± 1.5	1.0	20	13		L22		
1050.5702		●			●				sealed	Ag	≤ 0.6	16.2 ± 1.5	1.0	20	13		L12		●
1050.6702		●			●				2.8 x 0.5	Ag	≤ 0.6	16.2 ± 1.5	1.0	20	13		L12		●
1050.7202		●			●				sealed	Ag	≤ 0.5	11.1 ± 1.5	1.0	15	7.4		L02		●
1050.7702		●			●				sealed	Ag	≤ 0.6	16.2 ± 1.5	1.0	20	13		L12		●
1050.0151			●			●			sealed	Au	≤ 1.5	8.4 ± 0.3	0.2	9.3	7.5				●
1050.1151			●			●			2.8 x 0.5	Au	≤ 1.5	8.4 ± 0.3	0.2	9.3	7.5				●
1050.2151			●			●			sealed	Au	≤ 1.5	8.4 ± 0.3	0.2	9.3	7.5				●

ROCKER SWITCHES

PUSHBUTTON SWITCHES

TOGGLE SWITCHES

SLIDE SWITCHES

ROTARY SWITCHES

FOOT SWITCHES

POWER TOOL SWITCHES

TACT AND KEY SWITCHES



SNAP-ACTION SWITCHES

MICRO SIGNAL SWITCHES

SENSORS

SERIES 1050 - SUBMINIATURE SNAP-ACTION SWITCHES

TO 10 (1.5) A 250 V AC

		10 (1.5) A 250 V AC 1E4	5 A 250 V AC 5E4	2 (0.5) A 250 V AC 25E3	10.1 A 125 - 250 V AC 1/4 HP	5 A 125 - 250 V AC 1/10 HP	2 A 125 - 250 V AC	Connection type	Connection description	Contact material	Operating force in N	Operating position (OP) in mm	Difference travel max. in mm	Free position (FP) max. in mm	Permissible total travel position (TP) in mm	Actuator description	Lever drawing	Miscellaneous	Stock version
Changeover switch (SPDT momentary)																			
1050.5251			●			●	⊕	sealed	Au	≤ 0.5	11.1 ±1.5	1.0	15	7.4	┌───┐	L02			
1050.5305			●			●	⊕	sealed	Au	≤ 0.6	16.6 ±0.2	1.0	20	13.6		L43		●	
1050.6251			●			●	⊕	2.8 x 0.5	Au	≤ 0.5	11.1 ±1.5	1.0	15	7.4	┌───┐	L02			

Further information under

WWW.MARQUARDT.DE

ROCKER SWITCHES

PUSHBUTTON SWITCHES

TOGGLE SWITCHES

SLIDE SWITCHES

ROTARY SWITCHES

FOOT SWITCHES

POWER TOOL SWITCHES

TACT AND KEY SWITCHES

SNAP-ACTION SWITCHES

MICRO-SIGNAL SWITCHES

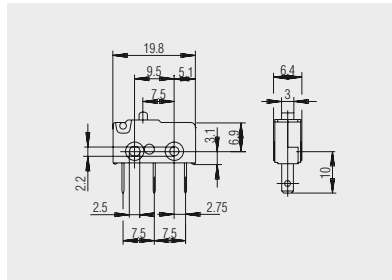
SENSORS

SERIES 1050 - SUBMINIATURE SNAP-ACTION SWITCHES

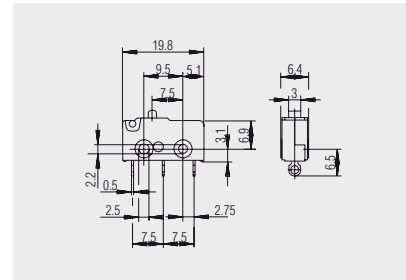
TO 10 (1.5) A 250 V AC



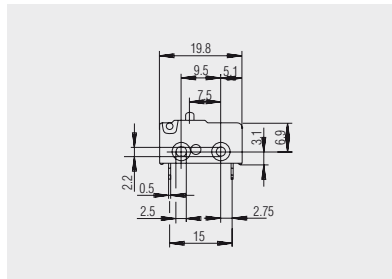
Terminal variants



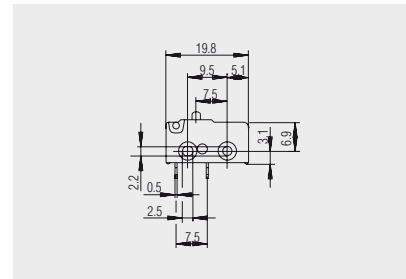
Quick-connect terminal 2.8 x 0.5



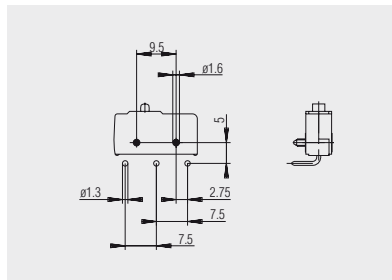
Solder terminal



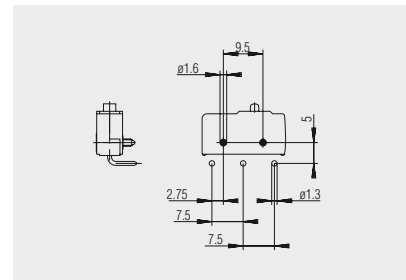
Solder terminal normally closed contact version



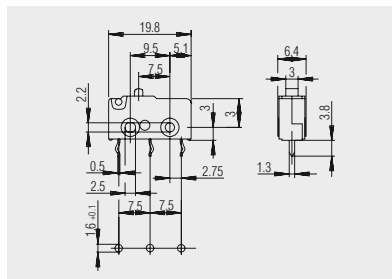
Solder terminal normally open contact version



PCB terminal (base side) left angled



PCB terminal (cover side) right angled



PCB terminal sealed

ROCKER SWITCHES

PUSHBUTTON SWITCHES

TOGGLE SWITCHES

SLIDE SWITCHES

ROTARY SWITCHES

FOOT SWITCHES

POWER TOOL SWITCHES

TACT AND KEY SWITCHES

SNAP-ACTION SWITCHES

MICRO-SIGNAL SWITCHES

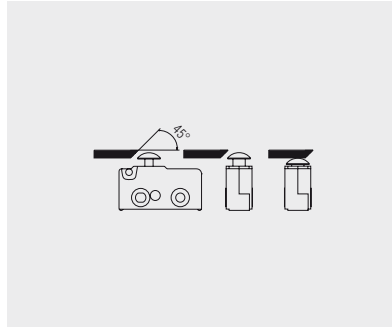
SENSORS

SERIES 1050 - SUBMINIATURE SNAP-ACTION SWITCHES

TO 10 (1.5) A 250 V AC



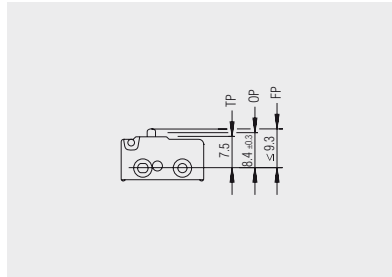
Mushroom-shaped actuator



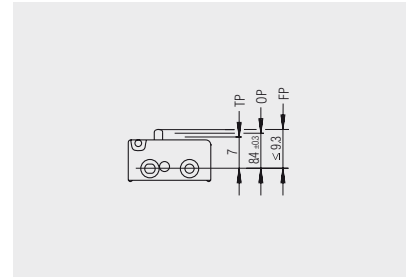
The mushroom-shaped actuator allows, in addition to the vertical actuation from above, lateral approach from any direction. In such application cases, an angle of 45° is necessary on the actuating element (angle for versions with extended overtravel on request). To keep the friction here to a minimum, we recommend the use of materials with a low friction coefficient in relation to the material PA. In addition, the surface of the actuating element should be free from valleys. The mechanical life endurance depends on the material and surface properties as well as on the form of the slide.



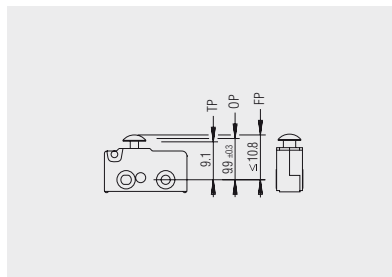
Switching positions



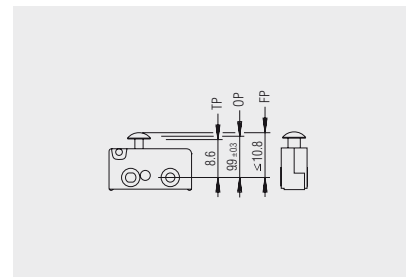
Standard actuator



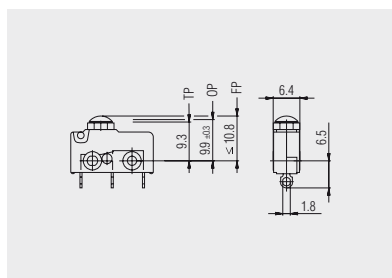
Standard actuator and extended overtravel



Mushroom-shaped actuator



Mushroom-shaped actuator and extended overtravel



Mushroom-shaped actuator with foam sealing ring

ROCKER SWITCHES

PUSHBUTTON SWITCHES

TOGGLE SWITCHES

SLIDE SWITCHES

ROTARY SWITCHES

FOOT SWITCHES

POWER TOOL SWITCHES

TACT AND KEY SWITCHES

SNAP-ACTION SWITCHES

MICRO-SIGNAL SWITCHES

SENSORS

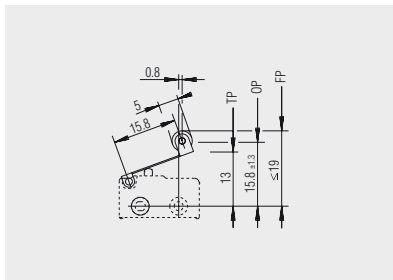
SERIES 1050 - SUBMINIATURE SNAP-ACTION SWITCHES

TO 10 (1.5) A 250 V AC

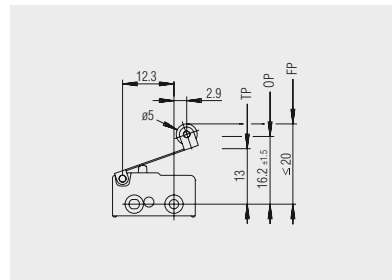


Auxiliary actuator

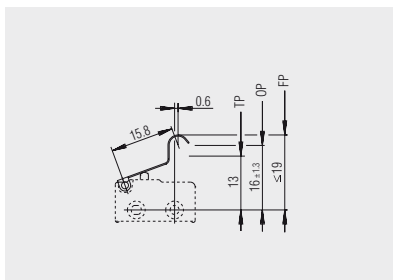
The auxiliary actuators are available as additional parts for later assembly or are already pre-assembled depending on the product. In the adjustable versions the operating position can be set application-specifically by the set screw.



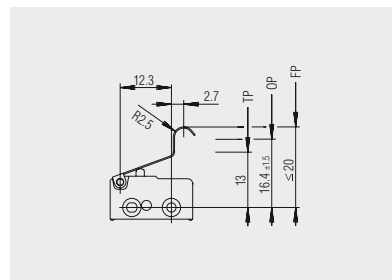
L11: roller lever
191.078.013



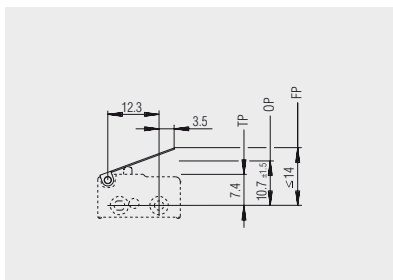
L12: roller lever
191.078.023



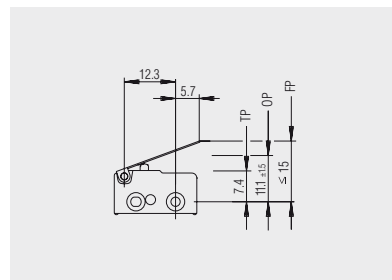
L21: simulated roller
191.071.041



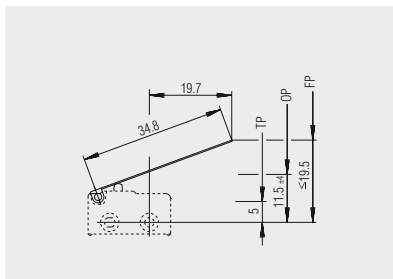
L22: simulated roller
191.071.051



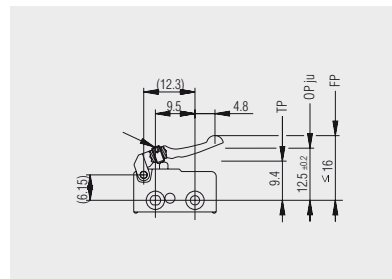
L01: straight lever
191.071.011



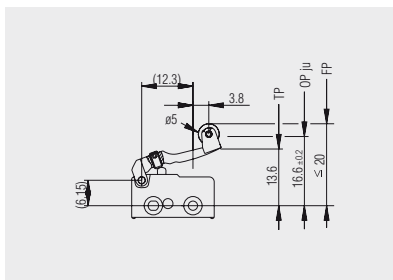
L02: straight lever
191.071.021



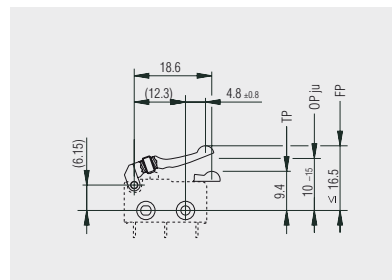
L03: straight lever
191.071.101



L41: adjustable plastic lever
190.075.013



L43: adjustable roller lever
190.072.013



L45: adjustable simulated roller
190.074.013