

## Hinged safety switches, HP-HC series



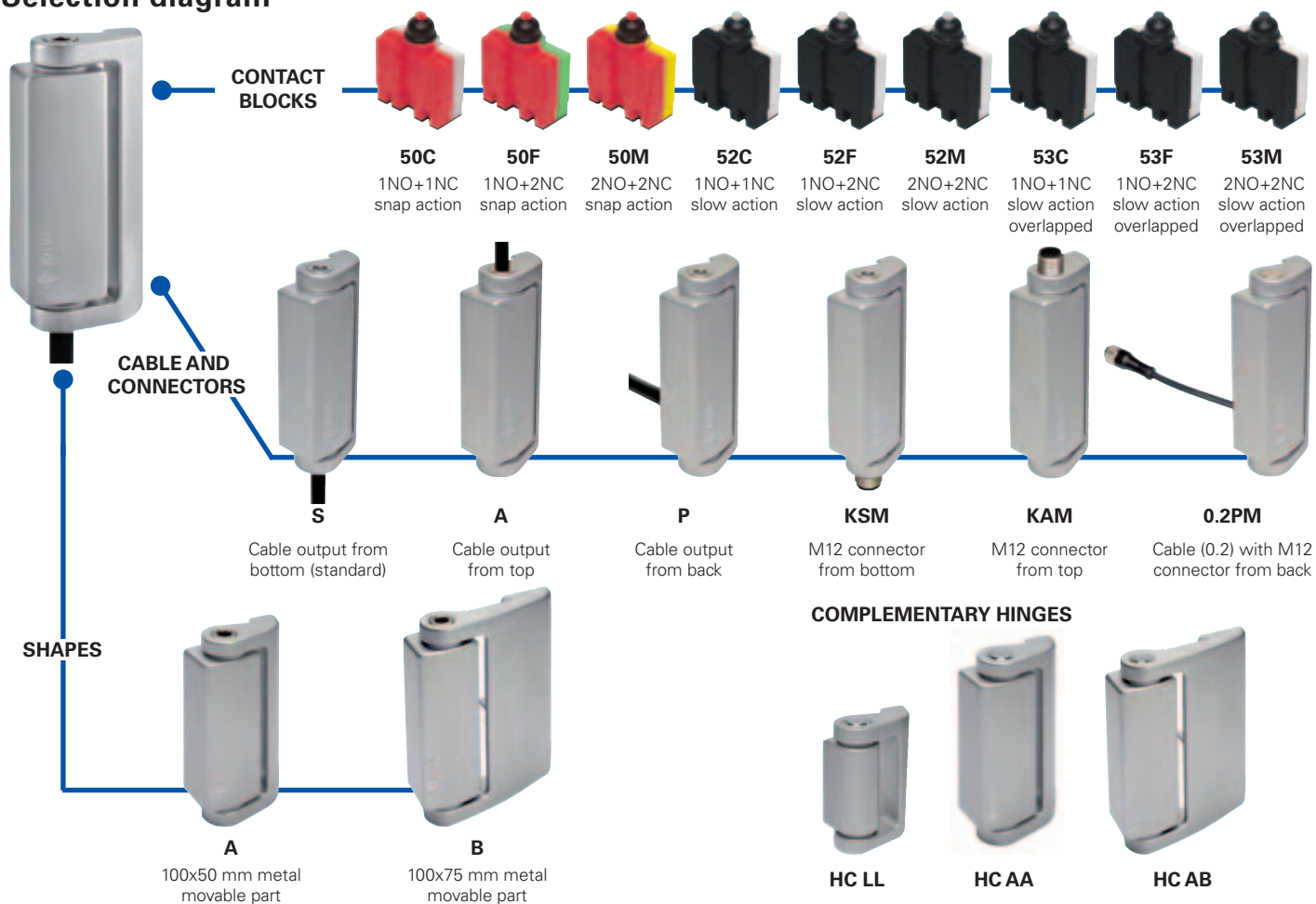
2009



**INNOVATION & DESIGN AWARD**  
Selected product

# Hinged safety switches HP-HC series

## Selection diagram



## Code structure

**Attention!** The feasibility of a code number does not mean the effective availability of a product. Please contact our sales office.

article **HP AA050C-2SN** options **GH15**

### Movable part

<b>A</b>	100x50 mm metal movable part
<b>B</b>	100x75 mm metal movable part

### Contact block

<b>50C</b>	1NO+1NC, snap action
<b>50F</b>	1NO+2NC, snap action
<b>50M</b>	2NO+2NC, snap action
<b>52C</b>	1NO+1NC, slow action
<b>52F</b>	1NO+2NC, slow action
<b>52M</b>	2NO+2NC, slow action
<b>53C</b>	1NO+1NC, slow action overlapped
<b>53F</b>	1NO+2NC, slow action overlapped
<b>53M</b>	2NO+2NC, slow action overlapped

### Type of connection

<b>0.2</b>	cable length 0.2 m
...	.....
<b>2</b>	cable length 2 m (standard)
...	.....
<b>10</b>	cable length 10 m
<b>K</b>	with integrated connector

### Movable part rotation

	0° movable part rotated (standard)
<b>H15</b>	15° movable part rotated
<b>H30</b>	30° movable part rotated
<b>H45</b>	45° movable part rotated
<b>H60</b>	60° movable part rotated
<b>H75</b>	75° movable part rotated
<b>H90</b>	90° movable part rotated

### Contacts type

	silver contacts (standard)
<b>G</b>	silver contacts gold plated 1 µm

### Type of cable or connector

<b>N</b>	cable EN 50265-1 black (standard)
<b>G</b>	cable CEI 20-22 II grey (contact block with 2 contacts only)
<b>H</b>	cable PUR halogen free grey (contact block with 2 contacts only)
<b>M</b>	M12 connector

### Connection output direction

<b>S</b>	from bottom
<b>P</b>	from back
<b>A</b>	from top

## Main data

- Metal housing, cable output from bottom, from top or from back
- 4 integrated cable types available
- Versions with M12 connector
- Adjustable operating point
- Protection degree IP67 and IP69K
- 9 contact blocks with positive opening  $\ominus$
- Complementary hinges without contacts
- Versions with variations of the activation base angle

## Application field

Pizzato Elettrica widens its own range of products making a new series of safety switches hinge-shaped, where safety and style are melted in one single product.

The switch is completely integrated in the mechanical hinge, to result practically invisible to an inexpert eye. This guarantees a higher safety because a switch hard to identify is consequently also more difficult to defeat. The assembly without visible screws and the pleasant line, make the switch perfectly integrated also with guards of modern design machinery.

In order to complete the offer complementary hinges with purely mechanics functions are available.

## Operating point regulation



The switches operating point can be regulated through a simple Phillips screwdriver.

The operating point regulation allows the setting possibility (up to 4°) for large guards.

After the setting, it's always necessary to close the hole through the suitable supplied safety seal plug.

## Variations of the activation base angle



New versions with the switch activation angle equal to a multiple of 15° (e.g. 45° or 90°) are available on request.

The different activation angle does not invalidate the possibility to adjust the operating point through the switch adjusting screws.

The variation of the operating angle does not alter the switch maximum mechanical travel.

## M12 integrated connector version



Versions with connections from the top or the bottom are available with M12 integrated connector.

The application of versions with connectors allows a faster wiring when it's necessary to move guards from test line to final user.

## Opening angle up to 180°



The mechanical design of the switch allows the application also onto protections up to 180° opening angle.

## INNOVATION & DESIGN AWARD



This product has been presented at the "Innovation & Design award 2007" which selects, among all industrial products, those that stand out for technological innovation and their particular design.

The switch has been selected by the jury in category "Innovation" during the fair "Enermotive 2007".

## Versions for glass or polycarbonate doors

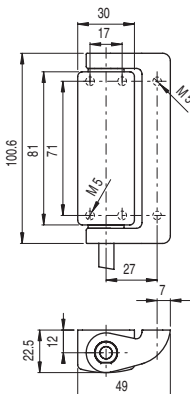


It's available a variation of the switch shape specifically designed for glass and polycarbonate doors without frame. The wider supporting arm and the spaced fixing points facilitate the installation and prevent the cracking caused by holes too near the guard edge.

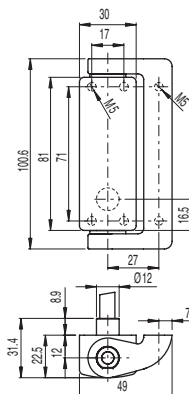
However, it is necessary to verify that the door mechanical stop is not performed by the switch.

## Dimensional drawings

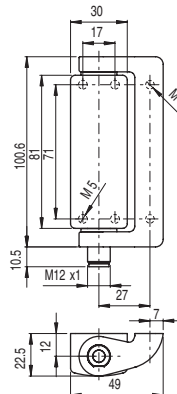
HP AA version  
with cable from bottom



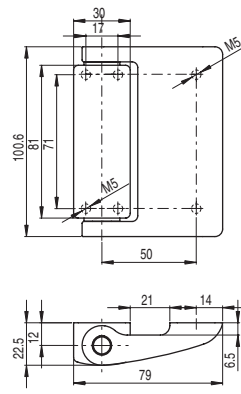
HP AA version  
with cable from back



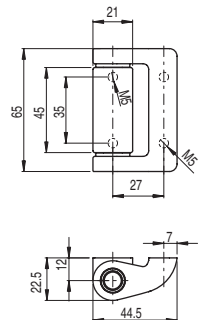
HP AA version with M12 con-  
nector from bottom version



HP AB / HC AB version



Versione HC LL version





General catalog



Production program



ATEX brochure



Lift devices  
brochure



Cd-rom



Web site  
[www.pizzato.com](http://www.pizzato.com)



**pizzato elettrica**

Passion for Quality

**Pizzato Elettrica s.r.l.** Via Torino, 1 - 36063 Marostica (VI) Italy  
Phone +39.0424.470.930 - Fax +39.0424.470.955  
E-mail: [info@pizzato.com](mailto:info@pizzato.com) - Web site: [www.pizzato.com](http://www.pizzato.com)

ZE FGL04C09-ENG

