

Relay Module - PLC-RSC- 48DC/21AU - 2966126

Please be informed that the data shown in this PDF Document is generated from our Online Catalog. Please find the complete data in the user's documentation. Our General Terms of Use for Downloads are valid (<http://download.phoenixcontact.com>)



PLC relay, consisting of base terminal block PLC-BSC.../21 with screw connection and pluggable miniature relay with multi-layer contact, for assembly on DIN rail NS 35/7.5, 1 PDT, input voltage 48 V DC

The illustration shows the version PLC-RSC-24DC/21

Product Features

- Narrow design
- Efficient connection to system cabling using V8 adapter
- RT III sealed relay
- Safe isolation according to DIN EN 50178 between coil and contact
- Functional plug-in bridges
- Integrated input circuit and interference suppression circuit



Key commercial data

| | |
|-------------------------|---------------|
| package_quantity | 10 |
| GTIN | 4017918161989 |

Technical data

Note:

| | |
|--------------------------------|---|
| Utilization restriction | EMC: class A product, see manufacturer's declaration in the download area |
|--------------------------------|---|

Dimensions

| | |
|---------------|--------|
| Width | 6.2 mm |
| Height | 80 mm |
| Depth | 94 mm |

Ambient conditions

| | |
|--|------------------|
| Ambient temperature (operation) | -40 °C ... 60 °C |
| Ambient temperature (storage/transport) | -40 °C ... 85 °C |

Coil side

| | |
|---|---------|
| Nominal input voltage U_N | 48 V DC |
| Nominal input current at U_{IN} | 9.2 mA |
| Typical response time | 5 ms |

Relay Module - PLC-RSC- 48DC/21AU - 2966126

Technical data

Coil side

| | |
|---------------------------|--|
| Typical release time | 8 ms |
| Operating voltage display | Yellow LED |
| Protective circuit | Protection against polarity reversal Polarity protection diode |
| Protective circuit | Free-wheeling diode Damping diode |

Contact side

| | |
|---------------------------------------|--|
| Contact type | 1 PDT |
| Contact material | AgSnO, hard gold-plated |
| Maximum switching voltage | 30 V AC |
| Maximum switching voltage | 36 V DC |
| Minimum switching voltage | 100 mV (at 10 mA) |
| Maximum inrush current | 50 mA |
| Min. switching current | 1 mA (at 24 V) |
| Limiting continuous current | 50 mA |
| Interrupting rating (ohmic load) max. | 1.2 W (at 24 V DC) |
| Note | the following values are applicable if a gold layer is destroyed |
| Maximum switching voltage | 250 V AC/DC |
| Minimum switching voltage | 5 V (at 100 mA) |
| Limiting continuous current | 6 A |
| Min. switching current | 10 mA (at 12 V) |
| Interrupting rating (ohmic load) max. | 140 W (at 24 V DC) |
| Interrupting rating (ohmic load) max. | 20 W (at 48 V DC) |
| Interrupting rating (ohmic load) max. | 18 W (at 60 V DC) |
| Interrupting rating (ohmic load) max. | 23 W (at 110 V DC) |
| Interrupting rating (ohmic load) max. | 40 W (at 220 V DC) |
| Interrupting rating (ohmic load) max. | 1500 VA (for 250 V AC) |

General

| | |
|--|----------------------------|
| Test voltage relay winding/relay contact | 4 kV AC (50 Hz, 1 min.) |
| Operating mode | 100% operating factor |
| Mechanical service life | 2 x 10 ⁷ cycles |
| Inflammability class according to UL 94 | V0 |
| Name | Standards/regulations |
| Standards/regulations | IEC 60664 |
| Standards/regulations | EN 50178 |
| Standards/regulations | IEC 62103 |
| Pollution degree | 3 |
| Surge voltage category | III |
| Mounting position | Any |
| Assembly instructions | In rows with zero spacing |

Connection data

| | |
|-------------------|------------------|
| Connection method | Screw connection |
|-------------------|------------------|

Relay Module - PLC-RSC- 48DC/21AU - 2966126

Technical data

Connection data

| | |
|--|----------------------|
| Conductor cross section solid min. | 0.14 mm ² |
| Conductor cross section solid max. | 2.5 mm ² |
| Conductor cross section stranded min. | 0.14 mm ² |
| Conductor cross section stranded max. | 2.5 mm ² |
| Conductor cross section AWG/kcmil min. | 26 |
| Conductor cross section AWG/kcmil max | 14 |
| Stripping length | 8 mm |
| Screw thread | M3 |

classifications

eCl@ss

| | |
|------------|----------|
| eCl@ss 4.0 | 27371102 |
| eCl@ss 4.1 | 27371102 |
| eCl@ss 5.0 | 27371001 |
| eCl@ss 5.1 | 27371001 |
| eCl@ss 6.0 | 27371001 |
| eCl@ss 7.0 | 27371001 |
| eCl@ss 8.0 | 27371001 |

ETIM

| | |
|----------|----------|
| ETIM 2.0 | EC000196 |
| ETIM 3.0 | EC000196 |
| ETIM 4.0 | EC000196 |
| ETIM 5.0 | EC000196 |

UNSPSC

| | |
|---------------|----------|
| UNSPSC 6.01 | 30211916 |
| UNSPSC 7.0901 | 39121515 |
| UNSPSC 11 | 39121515 |
| UNSPSC 12.01 | 39121515 |
| UNSPSC 13.2 | 39121515 |

approvals








UL Recognized / UL Listed / cUL Recognized / GOST / cUL Listed / GL / UL Listed / cUL Listed / cULus Recognized / cULus Listed /

Approval details



Relay Module - PLC-RSC- 48DC/21AU - 2966126

approvals



accessories

Mounting rail

NS 35/ 7,5 V2A UNPERF 2000MM - 0801377



Relay Module - PLC-RSC- 48DC/21AU - 2966126

accessories

NS 35/ 7,5 PERF 2000MM - 0801733



NS 35/ 7,5 CU UNPERF 2000MM - 0801762



NS 35/15 UNPERF 2000MM - 1201714



NS 35/15 CU UNPERF 2000MM - 1201895



NS 35/15-2,3 UNPERF 2000MM - 1201798



Relay Module - PLC-RSC- 48DC/21AU - 2966126

accessories

NS 35/15 AL UNPERF 2000MM - 1201756



NS 35/15 PERF 2000MM - 1201730



NS 35/ 7,5 UNPERF 2000MM - 0801681



Power module

PLC-ESK GY - 2966508



Partition plate

PLC-ATP BK - 2966841



Screwdriver tools

Relay Module - PLC-RSC- 48DC/21AU - 2966126

accessories

SZF 1-0,6X3,5 - 1204517



Controller board

PLC-V8/FLK14/IN - 2296553



PLC-V8/FLK14/IN/M - 2304115



PLC-V8/D15B/IN - 2296087



Interface module

PLC-V8/D15S/IN - 2296074



Terminal marking

Relay Module - PLC-RSC- 48DC/21AU - 2966126

accessories

ZB 6:UNBEDRUCKT - 1051003



ZB 6/WH-100:UNBEDRUCKT - 5060935



Labeled terminal marker

ZB 6,LGS:FORTL.ZAHLEN - 1051016



Bridge

FBST 500-PLC RD - 2966786



FBST 500-PLC BU - 2966692



Relay Module - PLC-RSC- 48DC/21AU - 2966126

accessories

FBST 500-PLC GY - 2966838



FBST 6-PLC RD - 2966236



FBST 6-PLC BU - 2966812



FBST 6-PLC GY - 2966825



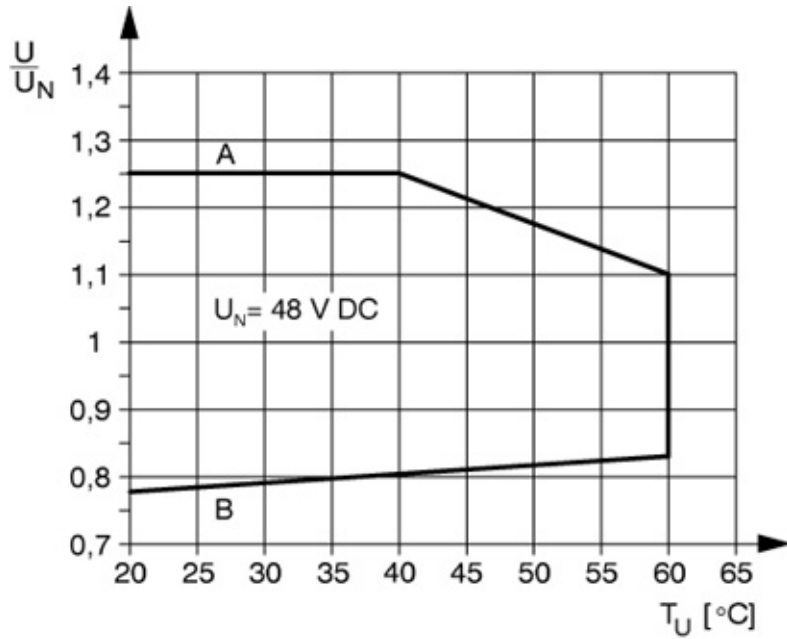
FBST 8-PLC GY - 2967688



Drawings

Relay Module - PLC-RSC- 48DC/21AU - 2966126

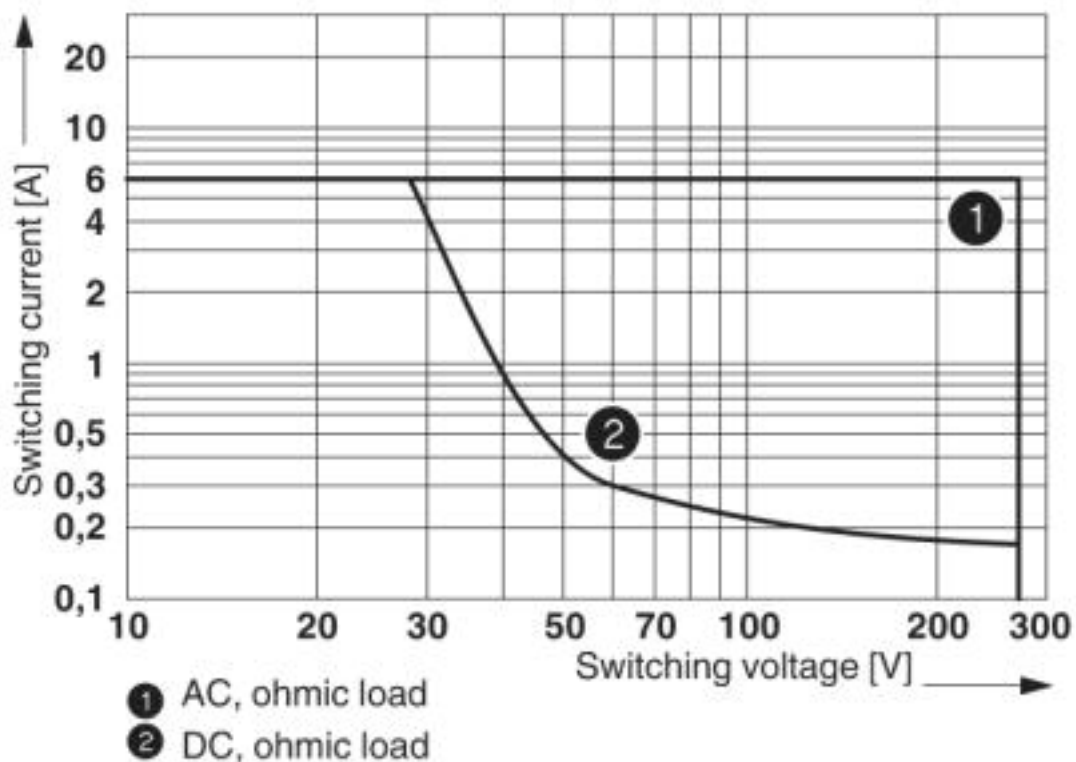
Diagram



Curve A Maximum permissible continuous voltage U_{\max} with limiting continuous current on the contact side (see relevant technical data)
Curve B Minimum permissible operate voltage U_{op} after pre-excitation (see relevant technical data)

Relay Module - PLC-RSC- 48DC/21AU - 2966126

Diagram



Interrupting rating

Relay Module - PLC-RSC- 48DC/21AU - 2966126

Circuit diagram

