

# Miniature solid-state relay - OPT-24DC/ 48DC/100 - 2966618

Please be informed that the data shown in this PDF Document is generated from our Online Catalog. Please find the complete data in the user's documentation. Our General Terms of Use for Downloads are valid (<http://download.phoenixcontact.com>)



Plug-in miniature solid-state relay, input solid-state relay, input: 24 V DC, output: 3 - 48 V DC/100 mA

The illustration shows the version OPT-24DC/48DC/100

## Product Features

- Vibration and shock resistant
- RT III wash tight (comparable with IP67)
- Wear-free and durable
- Zero voltage switch at AC output
- Can be soldered on PCB
- Switching power of up to 24 V DC/5 A

## Key commercial data

<b>package_quantity</b>	10
<b>GTIN</b>	4017918130466

## Technical data

### Dimensions

<b>Width</b>	5 mm
<b>Height</b>	28 mm
<b>Depth</b>	15 mm

### Ambient conditions

<b>Ambient temperature (operation)</b>	-25 °C ... 60 °C
<b>Ambient temperature (storage/transport)</b>	-25 °C ... 70 °C

### Input data

<b>Nominal input voltage <math>U_N</math></b>	24 V DC
<b>Input voltage range in reference to <math>U_N</math></b>	0.8 ... 1.2
<b>Switching threshold "0" signal, voltage</b>	$\leq 10$ V
<b>Switching threshold "1" signal voltage</b>	$\geq 16$ V
<b>Typical input current at <math>U_N</math></b>	7 mA
<b>Typical response time</b>	20 $\mu$ s (at $U_N$ )
<b>Typical turn-off time</b>	300 $\mu$ s (at $U_N$ )
<b>Transmission frequency</b>	300 Hz

# Miniature solid-state relay - OPT-24DC/ 48DC/100 - 2966618

## Technical data

### Output data

<b>Output voltage range</b>	3 V DC ... 48 V DC
<b>Limiting continuous current</b>	100 mA
<b>Voltage drop at max. limiting continuous current</b>	≤ 1 V
<b>Output circuit</b>	2-wire, floating
<b>Type of protection</b>	Protection against polarity reversal
<b>Type of protection</b>	Surge protection

### General

<b>Test voltage input/output</b>	2.5 kV (50 Hz, 1 min.)
<b>Mounting position</b>	Any
<b>Assembly instructions</b>	In rows with zero spacing
<b>Operating mode</b>	100% operating factor
<b>Name</b>	Standards/regulations
<b>Standards/regulations</b>	IEC 60664
<b>Standards/regulations</b>	EN 50178
<b>Standards/regulations</b>	IEC 62103
<b>Rated surge voltage / insulation</b>	Basic insulation
<b>Pollution degree</b>	2
<b>Surge voltage category</b>	III

## classifications

### eCl@ss

<b>eCl@ss 4.0</b>	27371102
<b>eCl@ss 4.1</b>	27371102
<b>eCl@ss 5.0</b>	27371001
<b>eCl@ss 5.1</b>	27371001
<b>eCl@ss 6.0</b>	27371604
<b>eCl@ss 7.0</b>	27371604
<b>eCl@ss 8.0</b>	27371604

### ETIM

<b>ETIM 2.0</b>	EC001504
<b>ETIM 3.0</b>	EC001504
<b>ETIM 4.0</b>	EC001504
<b>ETIM 5.0</b>	EC001504

### UNSPSC







<b>UNSPSC 6.01</b>	30211916
<b>UNSPSC 7.0901</b>	39121542
<b>UNSPSC 11</b>	39121542
<b>UNSPSC 12.01</b>	39121542
<b>UNSPSC 13.2</b>	39121542

# Miniature solid-state relay - OPT-24DC/ 48DC/100 - 2966618

## approvals

UL Recognized / cUL Recognized / GOST / GL / UL Recognized / cUL Recognized / cULus Recognized /

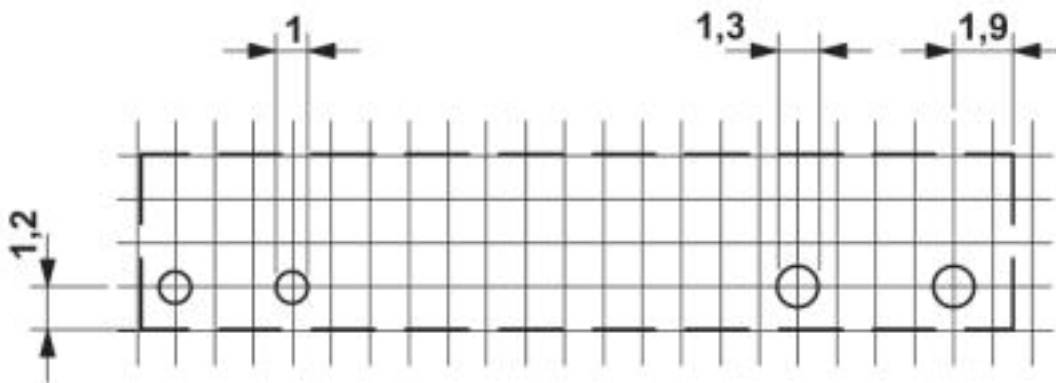
### Approval details



### Drawings

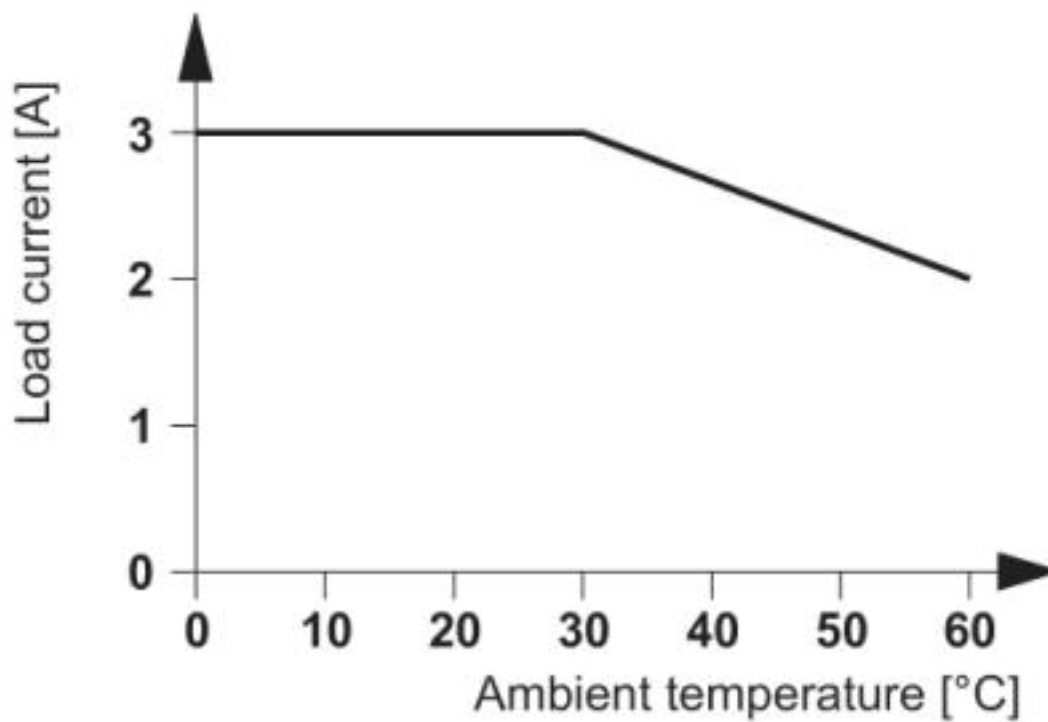
# Miniature solid-state relay - OPT-24DC/ 48DC/100 - 2966618

Drilling diagram



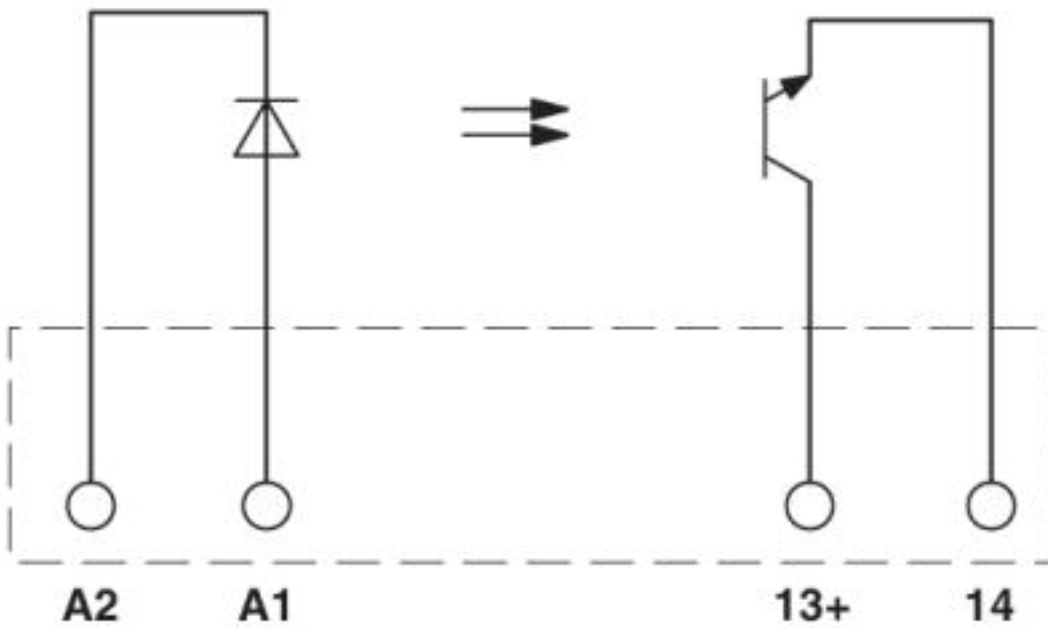
a = pitch division 1.25 mm and 1.27 mm

Diagram



# Miniature solid-state relay - OPT-24DC/ 48DC/100 - 2966618

Circuit diagram



© Phoenix Contact 2013 - all rights reserved  
<http://www.phoenixcontact.com>