

# Single relay - REL-MR-230AC/21-21/MS - 2987972

Please be informed that the data shown in this PDF Document is generated from our Online Catalog. Please find the complete data in the user's documentation. Our General Terms of Use for Downloads are valid (<http://download.phoenixcontact.com>)



Plug-in miniature relay, with power contact, 2 PDTs, test button, mechanical switch position indicator, status LED, coil voltage 230 V AC

## Product Features

- With detectable manual operation
- DC types with integrated freewheeling diode
- Integrated status LED
- Switching current of up to 16 A
- Mechanical switch position indicator

## Key commercial data

package_quantity	10
GTIN	4046356480987

## Technical data

### Dimensions

Width	12.7 mm
Height	29 mm
Depth	25 mm

### Ambient conditions

Ambient temperature (operation)	-40 °C ... 70 °C
Ambient temperature (storage/transport)	-40 °C ... 85 °C

### Coil side

Nominal input voltage $U_N$	230 V AC
Nominal input current at $U_{IN}$	3.5 mA
Typical response time	3 ms ... 12 ms (depending on phase relation)
Typical release time range	2 ms ... 8 ms (depending on phase relation)

### Contact side

Contact type	Single contact, 2-PDT
Contact material	AgNi
Maximum switching voltage	250 V AC/DC
Minimum switching voltage	12 V (at 10 mA)
Maximum inrush current	16 A (20 ms)

# Single relay - REL-MR-230AC/21-21/MS - 2987972

## Technical data

### Contact side

Min. switching current	10 mA (at 12 V)
Limiting continuous current	8 A
Interrupting rating (ohmic load) max.	2000 VA (for 250 V AC)
Switching capacity in acc. with DIN VDE 0660/IEC 60947	1 A (at 24 V, DC13)
Switching capacity in acc. with DIN VDE 0660/IEC 60947	1.5 A (at 24 V, AC15)
Switching capacity in acc. with DIN VDE 0660/IEC 60947	1.5 A (at 120 V, AC15)
Switching capacity in acc. with DIN VDE 0660/IEC 60947	1.5 A (at 240 V, AC15)

### General

Test voltage relay winding/relay contact	5 kV AC (50 Hz, 1 min.)
Test voltage relay contact/relay contact	2.5 kV AC (50 Hz, 1 min.)
Mechanical service life	5 x 10 <sup>6</sup> cycles
Standards/regulations	DIN EN 61810-1
Standards/regulations	VDE 0435-201
Standards/regulations	EN 50178
Standards/regulations	IEC 62103

## classifications

### eCl@ss

eCl@ss 4.0	27371104
eCl@ss 4.1	27371104
eCl@ss 5.0	27371001
eCl@ss 5.1	27371001
eCl@ss 6.0	27371001
eCl@ss 7.0	27371001
eCl@ss 8.0	27371001

### ETIM

ETIM 2.0	EC000196
ETIM 3.0	EC000196
ETIM 4.0	EC000196
ETIM 5.0	EC000196

### UNSPSC

UNSPSC 6.01	30211916
UNSPSC 7.0901	39121515
UNSPSC 11	39121515
UNSPSC 12.01	39121515
UNSPSC 13.2	39121515

# Single relay - REL-MR-230AC/21-21/MS - 2987972

## approvals

UL Recognized / VDE Zeichengenehmigung / cUL Recognized / cULus Recognized /

### Approval details

UL Recognized

VDE Zeichengenehmigung

Nominal voltage UN	
Nominal current IN	
mm <sup>2</sup> /AWG/kcmil	

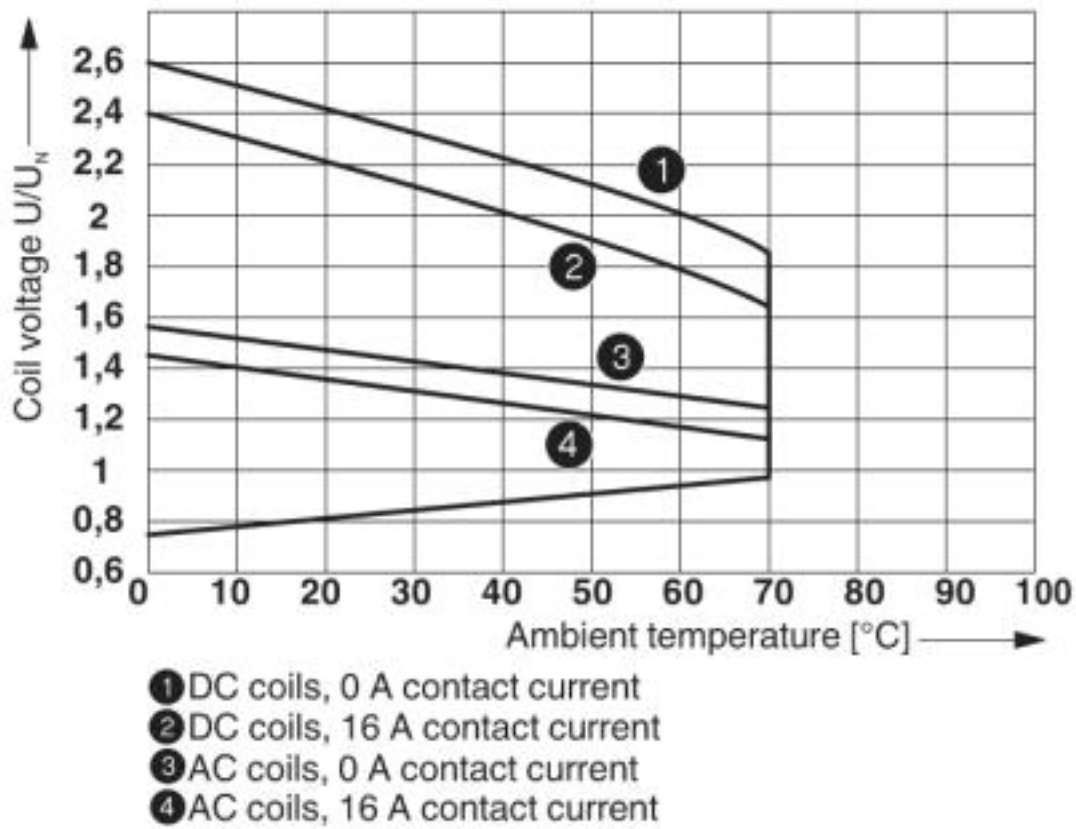
cUL Recognized

cULus Recognized

## Drawings

# Single relay - REL-MR-230AC/21-21/MS - 2987972

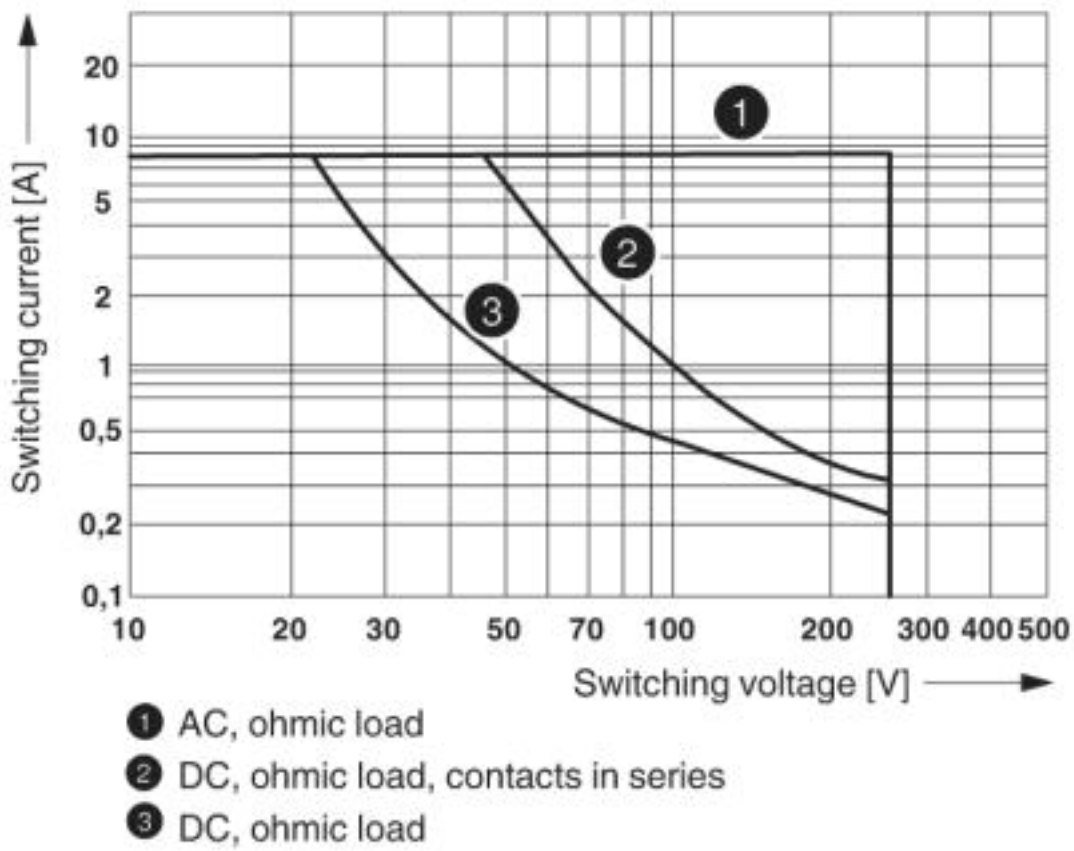
Diagram



Operating voltage range

# Single relay - REL-MR-230AC/21-21/MS - 2987972

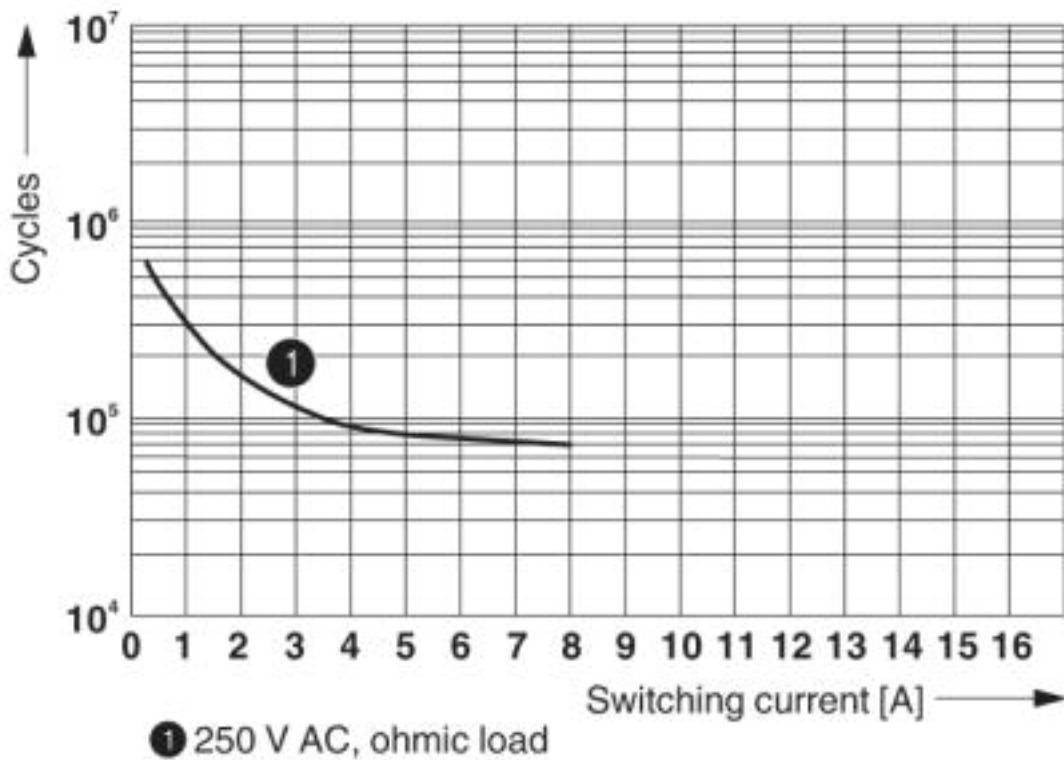
Diagram



Interrupting rating

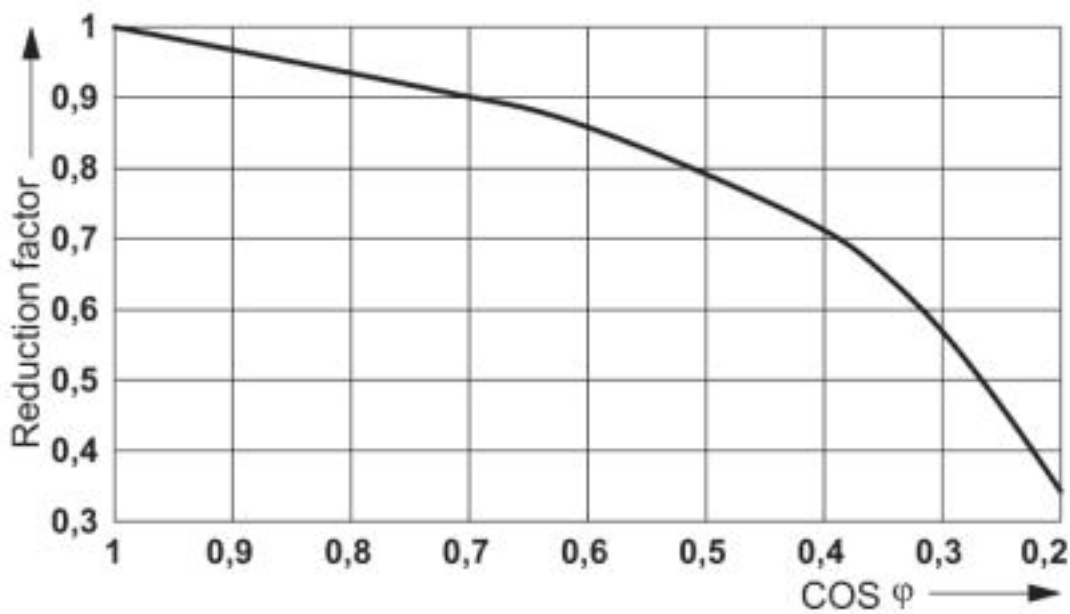
# Single relay - REL-MR-230AC/21-21/MS - 2987972

Diagram



Electrical service life

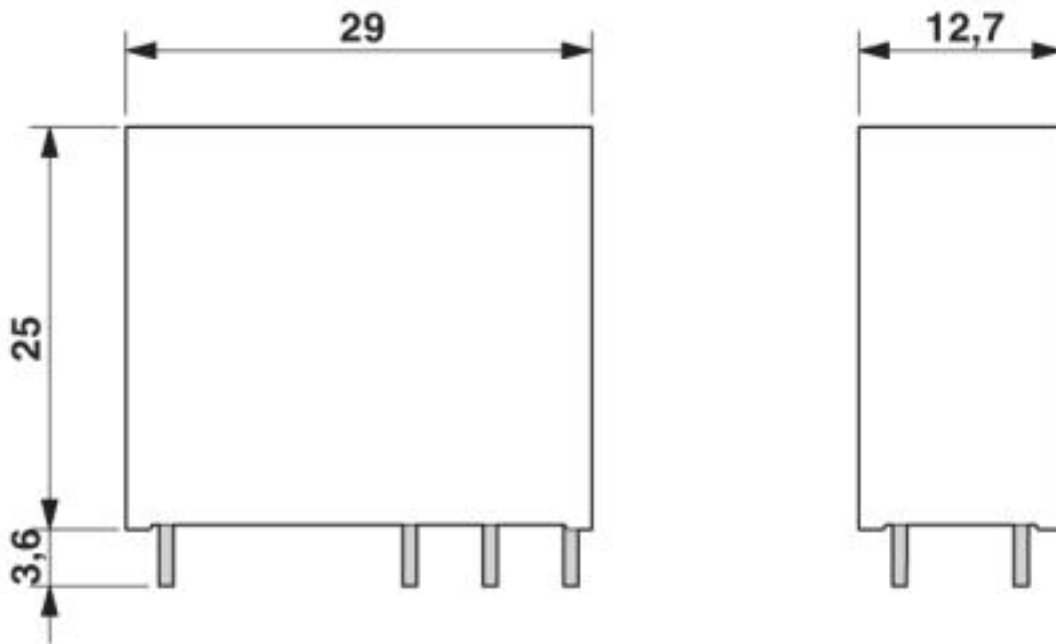
Diagram



Service life reduction factor with various cos phi

# Single relay - REL-MR-230AC/21-21/MS - 2987972

Dimensioned drawing



© Phoenix Contact 2013 - all rights reserved  
<http://www.phoenixcontact.com>