

# Relay Module - PLC-RSC- 24DC/ 1AU/SEN - 2966317

Please be informed that the data shown in this PDF Document is generated from our Online Catalog. Please find the complete data in the user's documentation. Our General Terms of Use for Downloads are valid (<http://download.phoenixcontact.com>)



PLC sensor relay, consisting of base terminal block PLC-BSC...SEN with screw connection and pluggable miniature relay with multi-layer contact, for assembly on DIN rail NS 35/7.5, 1 N/O contact, input voltage 24 V DC

## Product Features

- Time savings of up to 60%
- Efficient connection to system cabling using V8 adapter
- No need for additional modular terminal blocks
- Relay modules with safe isolation according to DIN EN 50178 between coil and contact
- Space savings of up to 80%
- Functional plug-in bridges
- Sensor connected directly to relay module



## Key commercial data

package_quantity	10
GTIN	4017918130800

## Technical data

Note:

Utilization restriction	EMC: class A product, see manufacturer's declaration in the download area
-------------------------	---

### Dimensions

Width	6.2 mm
Height	80 mm
Depth	94 mm

### Ambient conditions

Ambient temperature (operation)	-40 °C ... 60 °C
Ambient temperature (storage/transport)	-40 °C ... 85 °C

### Coil side

Nominal input voltage $U_N$	24 V DC
Nominal input current at $U_{IN}$	9 mA
Typical response time	5 ms

# Relay Module - PLC-RSC- 24DC/ 1AU/SEN - 2966317

## Technical data

### Coil side

Typical release time	8 ms
Operating voltage display	Yellow LED
Protective circuit	Protection against polarity reversal Polarity protection diode
Protective circuit	Free-wheeling diode Damping diode

### Contact side

Contact type	1 N/O contact
Contact material	AgSnO, hard gold-plated
Maximum switching voltage	30 V AC
Maximum switching voltage	36 V DC
Minimum switching voltage	100 mV (at 10 mA)
Maximum inrush current	50 mA
Min. switching current	1 mA (at 24 V)
Limiting continuous current	50 mA
Interrupting rating (ohmic load) max.	1.2 W (at 24 V DC)
Note	the following values are applicable if a gold layer is destroyed
Maximum switching voltage	250 V AC/DC
Minimum switching voltage	5 V (at 100 mA)
Limiting continuous current	6 A
Min. switching current	10 mA (at 12 V)
Interrupting rating (ohmic load) max.	140 W (at 24 V DC)
Interrupting rating (ohmic load) max.	20 W (at 48 V DC)
Interrupting rating (ohmic load) max.	18 W (at 60 V DC)
Interrupting rating (ohmic load) max.	23 W (at 110 V DC)
Interrupting rating (ohmic load) max.	40 W (at 220 V DC)
Interrupting rating (ohmic load) max.	1500 VA (for 250 V AC)

### General

Test voltage relay winding/relay contact	4 kV AC (50 Hz, 1 min.)
Operating mode	100% operating factor
Mechanical service life	2 x 10 <sup>7</sup> cycles
Inflammability class according to UL 94	V0
Name	Standards/regulations
Standards/regulations	IEC 60664
Standards/regulations	EN 50178
Standards/regulations	IEC 62103
Pollution degree	3
Surge voltage category	III
Mounting position	Any
Assembly instructions	In rows with zero spacing

### Connection data

Connection method	Screw connection
-------------------	------------------

# Relay Module - PLC-RSC- 24DC/ 1AU/SEN - 2966317

## Technical data

### Connection data

Conductor cross section solid min.	0.14 mm <sup>2</sup>
Conductor cross section solid max.	2.5 mm <sup>2</sup>
Conductor cross section stranded min.	0.14 mm <sup>2</sup>
Conductor cross section stranded max.	2.5 mm <sup>2</sup>
Conductor cross section AWG/kcmil min.	26
Conductor cross section AWG/kcmil max	14
Stripping length	8 mm
Screw thread	M3

## classifications

### eCl@ss

eCl@ss 4.0	27371102
eCl@ss 4.1	27371102
eCl@ss 5.0	27371001
eCl@ss 5.1	27371001
eCl@ss 6.0	27371001
eCl@ss 7.0	27371001
eCl@ss 8.0	27371001

### ETIM

ETIM 2.0	EC000196
ETIM 3.0	EC000196
ETIM 4.0	EC000196
ETIM 5.0	EC000196

### UNSPSC

UNSPSC 6.01	30211916
UNSPSC 7.0901	39121515
UNSPSC 11	39121515
UNSPSC 12.01	39121515
UNSPSC 13.2	39121515

## approvals

---

UL Recognized / UL Listed / cUL Recognized / GOST / cUL Listed / GL / cULus Recognized / cULus Listed /




---

### Approval details



# Relay Module - PLC-RSC- 24DC/ 1AU/SEN - 2966317

approvals



accessories

## Mounting rail

NS 35/ 7,5 V2A UNPERF 2000MM - 0801377



NS 35/ 7,5 PERF 2000MM - 0801733



## Relay Module - PLC-RSC- 24DC/ 1AU/SEN - 2966317

### accessories

---

NS 35/ 7,5 CU UNPERF 2000MM - 0801762



NS 35/15 UNPERF 2000MM - 1201714



NS 35/15 CU UNPERF 2000MM - 1201895



NS 35/15-2,3 UNPERF 2000MM - 1201798



NS 35/15 AL UNPERF 2000MM - 1201756



## Relay Module - PLC-RSC- 24DC/ 1AU/SEN - 2966317

### accessories

NS 35/15 PERF 2000MM - 1201730



NS 35/ 7,5 UNPERF 2000MM - 0801681



### Power module

PLC-ESK GY - 2966508



### Partition plate

PLC-ATP BK - 2966841



### Screwdriver tools

SZF 1-0,6X3,5 - 1204517



# Relay Module - PLC-RSC- 24DC/ 1AU/SEN - 2966317

accessories

## Controller board

PLC-V8/FLK14/IN - 2296553



PLC-V8/FLK14/IN/M - 2304115



PLC-V8/D15B/IN - 2296087



## Interface module

PLC-V8/D15S/IN - 2296074



## Terminal marking

ZB 6:UNBEDRUCKT - 1051003



## Relay Module - PLC-RSC- 24DC/ 1AU/SEN - 2966317

### accessories

ZB 6/WH-100:UNBEDRUCKT - 5060935



---

### Labeled terminal marker

ZB 6,LGS:FORTL.ZAHLEN - 1051016



---

### Bridge

FBST 500-PLC RD - 2966786



FBST 500-PLC BU - 2966692



FBST 500-PLC GY - 2966838





## Relay Module - PLC-RSC- 24DC/ 1AU/SEN - 2966317

### accessories

FBST 6-PLC RD - 2966236



FBST 6-PLC BU - 2966812



FBST 6-PLC GY - 2966825



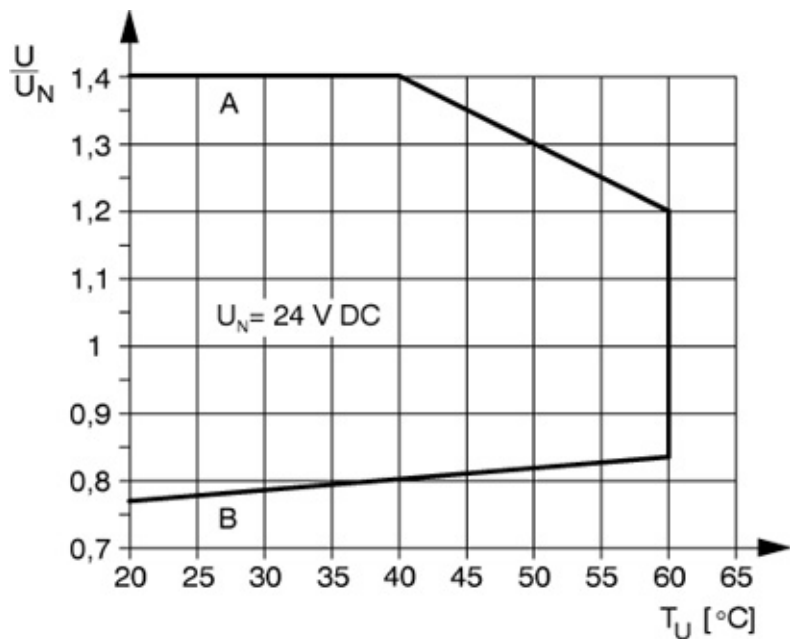
FBST 8-PLC GY - 2967688



### Drawings

# Relay Module - PLC-RSC- 24DC/ 1AU/SEN - 2966317

Diagram



Curve A Maximum permissible continuous voltage  $U_{max}$  with limiting continuous current on the contact side (see relevant technical data)  
Curve B Minimum permissible operate voltage  $U_{op}$  after pre-excitation (see relevant technical data)

# Relay Module - PLC-RSC- 24DC/ 1AU/SEN - 2966317

Circuit diagram

