

Solid-state relay module - PLC-OPT- 5DC/300DC/1 - 2900381

Please be informed that the data shown in this PDF Document is generated from our Online Catalog. Please find the complete data in the user's documentation. Our General Terms of Use for Downloads are valid (<http://download.phoenixcontact.com>)



PLC-INTERFACE, integrated solid-state relay, with Push-in connection, for mounting on NS 35/7,5 DIN rails, input: 5 V DC, output: 12 - 300 V DC/1 A

The illustration shows the version PLC-OSC-24DC/300DC/1

Product Features

- Wear-free switching with no contact bounce
- Resistant to vibrations and shocks
- Protective circuit in input and output
- Electronic PDT output of up to 48 V DC/500 mA
- Status indicator
- DC voltage outputs of up to 300 V DC/1 A or up to 24 V DC/10 A
- Option of bridging adjacent modules



Key commercial data

package_quantity	10
GTIN	4046356508841

Technical data

Note:

Utilization restriction	EMC: class A product, see manufacturer's declaration in the download area
--------------------------------	---

Dimensions

Width	6.2 mm
Height	80 mm
Depth	86 mm

Ambient conditions

Ambient temperature (operation)	-25 °C ... 60 °C
Ambient temperature (storage/transport)	-40 °C ... 85 °C

Input data

Nominal input voltage U_N	5 V DC
Input voltage range in reference to U_N	0.8 ... 1.2

Solid-state relay module - PLC-OPT- 5DC/300DC/1 - 2900381

Technical data

Input data

Switching threshold "0" signal in reference to U_N	≤ 0.4
Switching threshold "1" signal in reference to U_N	≥ 0.8
Typical input current at U_N	15 mA
Typical response time	0.8 ms
Typical turn-off time	1.5 ms
Operating voltage display	Yellow LED
Type of protection	Protection against polarity reversal
Type of protection	Surge protection
Protective circuit/component	Polarity protection diode
Protective circuit/component	Varistor
Transmission frequency	50 Hz

Output data

Name	Output data
Output voltage range	12 V DC ... 300 V DC (Partition plate PLC-ATP must be installed for voltages larger than 250 V (L1, L2, L3) between identical terminal points in adjacent modules. Potential bridging is then carried out with FBST 8-PLC... or ...FBST 500...)
Limiting continuous current	1 A (see derating curve)
Voltage drop at max. limiting continuous current	< 500 mV
Type of protection	Protection against polarity reversal
Type of protection	Surge protection
Protective circuit/component	Polarity protection diode
Protective circuit/component	Varistor

Connection data

Connection method	Push-in connection
Stripping length	8 mm
Conductor cross section solid min.	0.14 mm ²
Conductor cross section solid max.	2.5 mm ²
Conductor cross section stranded min.	0.14 mm ²
Conductor cross section stranded max.	2.5 mm ²
Conductor cross section AWG/kcmil min.	26
Conductor cross section AWG/kcmil max	14

General

Mounting position	Any
Assembly instructions	In rows with zero spacing
Operating mode	100% operating factor
Inflammability class according to UL 94	V0
Name	Standards/regulations
Standards/regulations	IEC 60664
Standards/regulations	EN 50178
Standards/regulations	IEC 62103

Solid-state relay module - PLC-OPT- 5DC/300DC/1 - 2900381

Technical data

General

Rated surge voltage / insulation	4 kV / basic insulation
Rated insulation voltage	300 V
Pollution degree	2
Surge voltage category	III

classifications

eCl@ss

eCl@ss 4.0	27371102
eCl@ss 4.1	27371102
eCl@ss 5.0	27371001
eCl@ss 5.1	27371001
eCl@ss 6.0	27371001
eCl@ss 7.0	27371001
eCl@ss 8.0	27371001

ETIM

ETIM 2.0	EC001504
ETIM 3.0	EC001504
ETIM 4.0	EC000196
ETIM 5.0	EC000196

UNSPSC


UNSPSC 6.01	30211916
UNSPSC 7.0901	39121542
UNSPSC 11	39121542
UNSPSC 12.01	39121542
UNSPSC 13.2	39121542

approvals

GL / UL Listed / cUL Listed / UL Recognized / cUL Recognized / cULus Recognized / cULus Listed /





Approval details

GL

UL Listed 
--

Solid-state relay module - PLC-OPT- 5DC/300DC/1 - 2900381

approvals



accessories

Mounting rail

NS 35/ 7,5 V2A UNPERF 2000MM - 0801377



NS 35/ 7,5 PERF 2000MM - 0801733



Solid-state relay module - PLC-OPT- 5DC/300DC/1 - 2900381

accessories

NS 35/ 7,5 CU UNPERF 2000MM - 0801762



NS 35/15 UNPERF 2000MM - 1201714



NS 35/15 CU UNPERF 2000MM - 1201895



NS 35/15-2,3 UNPERF 2000MM - 1201798



NS 35/15 AL UNPERF 2000MM - 1201756



NS 35/15 PERF 2000MM - 1201730



Solid-state relay module - PLC-OPT- 5DC/300DC/1 - 2900381

accessories

NS 35/ 7,5 UNPERF 2000MM - 0801681



Power module

PLC-ESK GY - 2966508



Partition plate

PLC-ATP BK - 2966841



Screwdriver tools

SZF 1-0,6X3,5 - 1204517



Bridge

Solid-state relay module - PLC-OPT- 5DC/300DC/1 - 2900381

accessories

FBST 500-PLC RD - 2966786



FBST 500-PLC BU - 2966692



FBST 500-PLC GY - 2966838



FBST 6-PLC RD - 2966236



FBST 6-PLC BU - 2966812



FBST 6-PLC GY - 2966825



Solid-state relay module - PLC-OPT- 5DC/300DC/1 - 2900381

accessories

FBST 8-PLC GY - 2967688

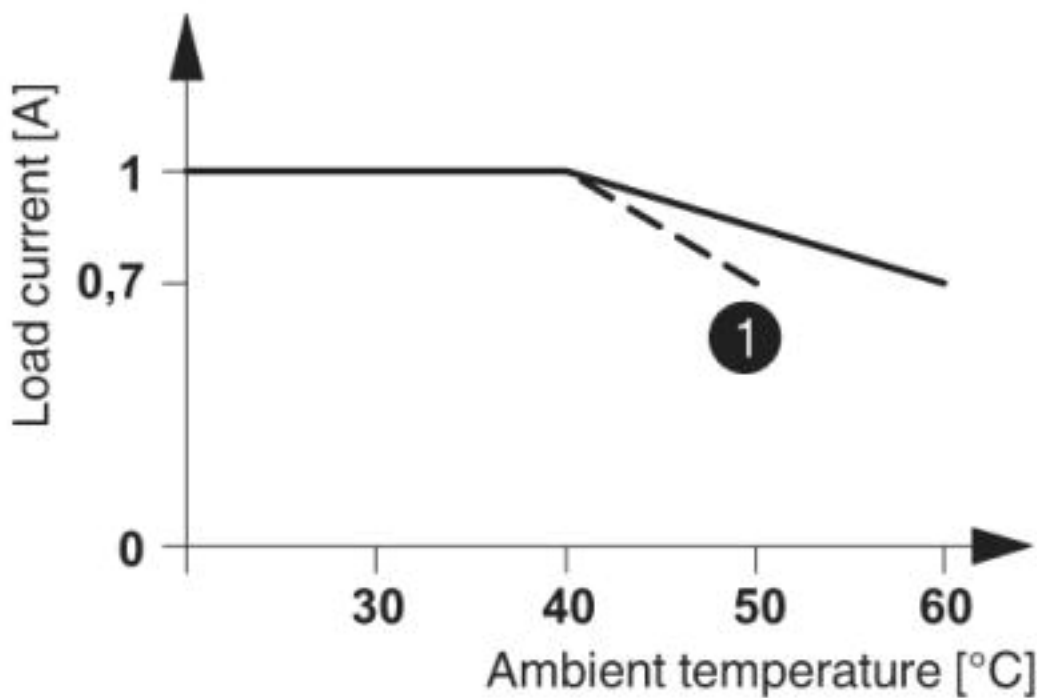


FBST 14-PLC BK - 2967691



Drawings

Diagram

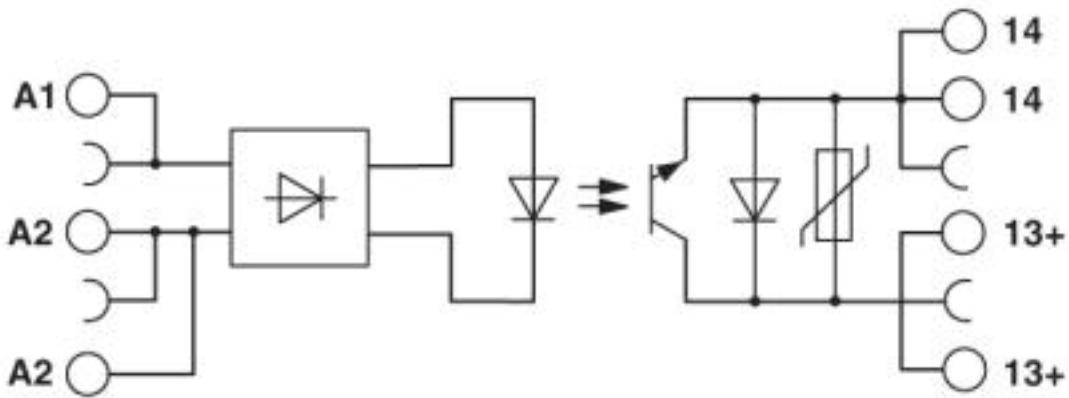


1 For input voltages of 220 V DC and 230 V DC

The illustration shows the derating curve for PLC-...300DC/1

Solid-state relay module - PLC-OPT- 5DC/300DC/1 - 2900381

Circuit diagram



© Phoenix Contact 2013 - all rights reserved
<http://www.phoenixcontact.com>