

# Relay Module - PLC-RSC-230UC/21HC - 2967675

Please be informed that the data shown in this PDF Document is generated from our Online Catalog. Please find the complete data in the user's documentation. Our General Terms of Use for Downloads are valid (<http://download.phoenixcontact.com>)



PLC relay, consisting of base terminal block PLC-BSC.../21 HC with screw connection, and pluggable miniature relays for high continuous current, for assembly on DIN rail NS 35/7.5, 1 PDT, input voltage 230 V AC/ 220 V DC, limiting continuous current up to 10 A

## Product Features

- Long electrical service life thanks to 16 A relay
- Efficient connection to system cabling using V8 adapter
- All common input voltages of 12 V DC to 230 V AC
- Safe isolation according to DIN EN 50178 between coil and contact
- Max. continuous current of 10 A
- Functional plug-in bridges



## Key commercial data

package_quantity	10
GTIN	4017918171650

## Technical data

Note:

Utilization restriction	EMC: class A product, see manufacturer's declaration in the download area
-------------------------	---

### Dimensions

Width	14 mm
Height	80 mm
Depth	94 mm

### Ambient conditions

Ambient temperature (operation)	-40 °C ... 55 °C
Ambient temperature (storage/transport)	-40 °C ... 85 °C

### Coil side

Nominal input voltage $U_N$	230 V AC (220 V DC)
Nominal input voltage $U_N$	220 V DC
Nominal input current at $U_{IN}$	4.5 mA
Typical response time	7 ms

# Relay Module - PLC-RSC-230UC/21HC - 2967675

## Technical data

### Coil side

Typical release time	10 ms
Operating voltage display	Yellow LED
Protective circuit	Bridge rectifier Bridge rectifier

### Contact side

Contact type	1 PDT
Contact material	AgNi
Maximum switching voltage	250 V AC/DC (The separating plate PLC-ATP should be installed for voltages larger than 250 V (L1, L2, L3) between identical terminal blocks in adjacent modules. Potential bridging is then carried out with FBST 8-PLC... or ...FBST 500...)
Minimum switching voltage	12 V (at 10 mA)
Maximum inrush current	30 A (300 ms)
Min. switching current	10 mA (at 12 V)
Limiting continuous current	10 A
Limiting continuous current	6 A (value applies to connections 12. If connections 12 are bridged, the normal value applies.)
Interrupting rating (ohmic load) max.	240 W (at 24 V DC)
Interrupting rating (ohmic load) max.	58 W (at 48 V DC)
Interrupting rating (ohmic load) max.	48 W (at 60 V DC)
Interrupting rating (ohmic load) max.	50 W (at 110 V DC)
Interrupting rating (ohmic load) max.	80 W (at 220 V DC)
Interrupting rating (ohmic load) max.	2500 VA (for 250 V AC)
Interrupting rating (ohmic load) max. bridged	144 W (for 24 V DC. Value applies to connections 12. If connections 12 are bridged, the normal value applies.)
Interrupting rating (ohmic load) max. bridged	1500 VA (for 250 V AC. Value applies to connections 12. If connections 12 are bridged, the normal value applies.)

### General

Test voltage relay winding/relay contact	4 kV AC (50 Hz, 1 min.)
Operating mode	100% operating factor
Mechanical service life	3 x 10 <sup>7</sup> cycles
Inflammability class according to UL 94	V0
Name	Standards/regulations
Standards/regulations	IEC 60664
Standards/regulations	EN 50178
Standards/regulations	IEC 62103
Rated surge voltage / insulation	6 kV / Safe isolation, increased insulation
Pollution degree	2
Surge voltage category	III
Mounting position	Any
Assembly instructions	In rows with zero spacing

### Connection data

Connection method	Screw connection
-------------------	------------------

# Relay Module - PLC-RSC-230UC/21HC - 2967675

## Technical data

### Connection data

Conductor cross section solid min.	0.14 mm <sup>2</sup>
Conductor cross section solid max.	2.5 mm <sup>2</sup>
Conductor cross section stranded min.	0.14 mm <sup>2</sup>
Conductor cross section stranded max.	2.5 mm <sup>2</sup>
Conductor cross section AWG/kcmil min.	26
Conductor cross section AWG/kcmil max	14
Stripping length	8 mm
Screw thread	M3

## classifications

### eCl@ss

eCl@ss 4.0	27371102
eCl@ss 4.1	27371102
eCl@ss 5.0	27371001
eCl@ss 5.1	27371001
eCl@ss 6.0	27371001
eCl@ss 7.0	27371001
eCl@ss 8.0	27371001

### ETIM

ETIM 2.0	EC000196
ETIM 3.0	EC000196
ETIM 4.0	EC000196
ETIM 5.0	EC000196

### UNSPSC

UNSPSC 6.01	30211916
UNSPSC 7.0901	39121515
UNSPSC 11	39121515
UNSPSC 12.01	39121515
UNSPSC 13.2	39121515

## approvals

---

UL Recognized / UL Listed / cUL Recognized / GOST / cUL Listed / GL / cULus Recognized / cULus Listed /





---

### Approval details



# Relay Module - PLC-RSC-230UC/21HC - 2967675

approvals



accessories

## Mounting rail

NS 35/ 7,5 V2A UNPERF 2000MM - 0801377



NS 35/ 7,5 PERF 2000MM - 0801733



## Relay Module - PLC-RSC-230UC/21HC - 2967675

### accessories

---

NS 35/ 7,5 CU UNPERF 2000MM - 0801762



NS 35/15 UNPERF 2000MM - 1201714



NS 35/15 CU UNPERF 2000MM - 1201895



NS 35/15-2,3 UNPERF 2000MM - 1201798



NS 35/15 AL UNPERF 2000MM - 1201756



# Relay Module - PLC-RSC-230UC/21HC - 2967675

## accessories

NS 35/15 PERF 2000MM - 1201730



NS 35/ 7,5 UNPERF 2000MM - 0801681



## Terminal marking

ZB10/WH-100:UNBEDRUCKT - 5060883



ZB 10:UNBEDRUCKT - 1053001



## Labeled terminal marker

ZB10,LGS:FORTL.ZAHLEN - 1053014



## Partition plate

## Relay Module - PLC-RSC-230UC/21HC - 2967675

### accessories

PLC-ATP BK - 2966841



---

### Power module

PLC-ESK GY - 2966508



---

### Screwdriver tools

SZF 1-0,6X3,5 - 1204517



---

### Bridge

FBST 500-PLC RD - 2966786



FBST 500-PLC BU - 2966692



## Relay Module - PLC-RSC-230UC/21HC - 2967675

### accessories

FBST 500-PLC GY - 2966838



---

FBST 6-PLC RD - 2966236



---

FBST 6-PLC BU - 2966812



---

FBST 6-PLC GY - 2966825



---

FBST 8-PLC GY - 2967688



---

FBST 14-PLC BK - 2967691



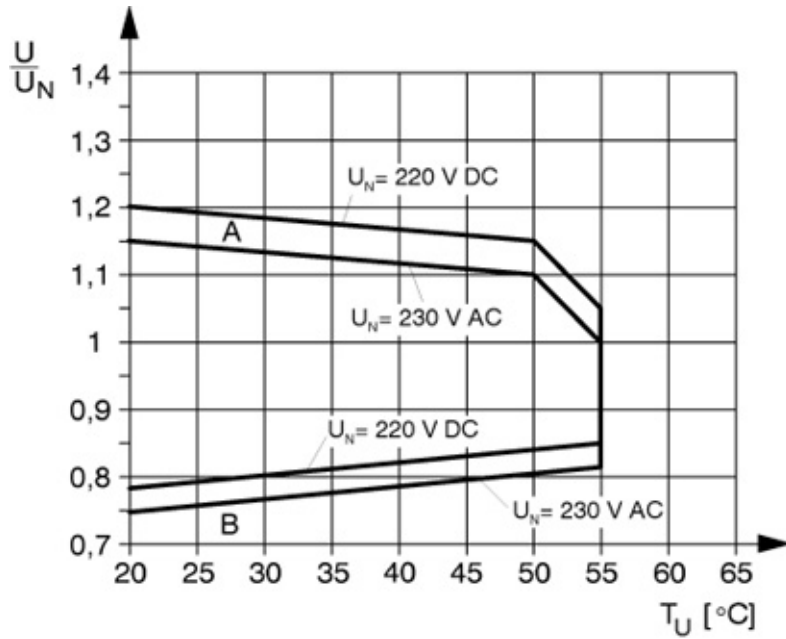


# Relay Module - PLC-RSC-230UC/21HC - 2967675

accessories

## Drawings

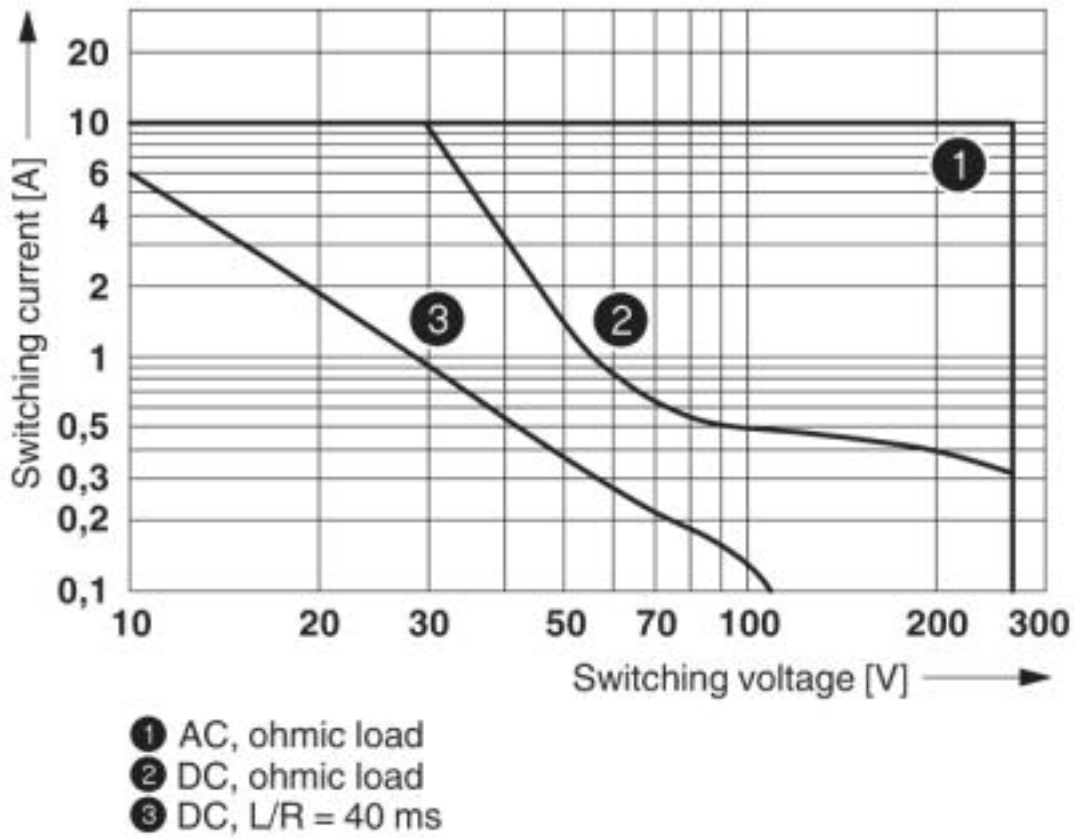
Diagram



Curve A Maximum permissible continuous voltage  $U_{max}$  with limiting continuous current on the contact side (see relevant technical data)  
Curve B Minimum permissible operate voltage  $U_{op}$  after pre-excitation (see relevant technical data)

# Relay Module - PLC-RSC-230UC/21HC - 2967675

Diagram



Interrupting rating

# Relay Module - PLC-RSC-230UC/21HC - 2967675

Circuit diagram

