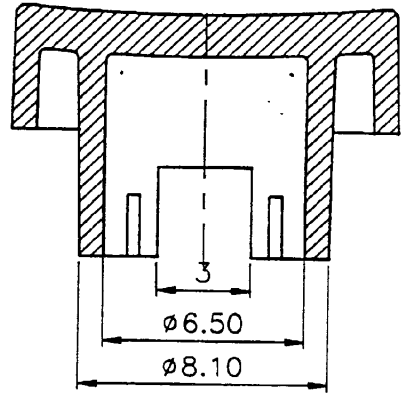
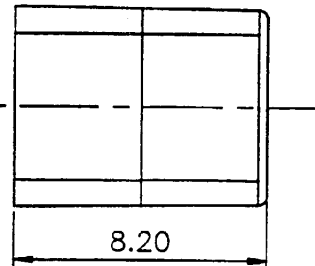
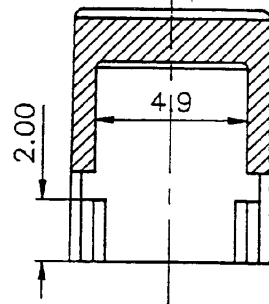


Snit A-A



Snit B-B



DIMENSIONS in mm.
Unless otherwise specified
all outer tolerances are $\pm 0,1$ mm

SCALE:	DATE	SIGN.
5:1		
APPROVED	220196	H.L.

COPYRIGHT MEC A/S

This technical document is the property of MEC A/S, Denmark, and shall not be used for any other purpose than facilitating the installation and use of our products. It may not be copied, reproduced, transmitted or communicated to a third party without the prior consent of MEC A/S

U.S. Patent No. 5,199,557.

DRAWING NO.

21810

MULTEC® CAP 1P

TECHNICAL SPECIFICATIONS - 1P CAP

Material Specifications

Material	Colours		
ABS	Code	Description	Approx. RAL No.
	00	blue	5012
	02	green	6018
	03	grey	7004
	04	yellow	1023
	06	white	9010
	08	red	3000
	09	black	9004

Flamability	UL94V1
-------------	--------

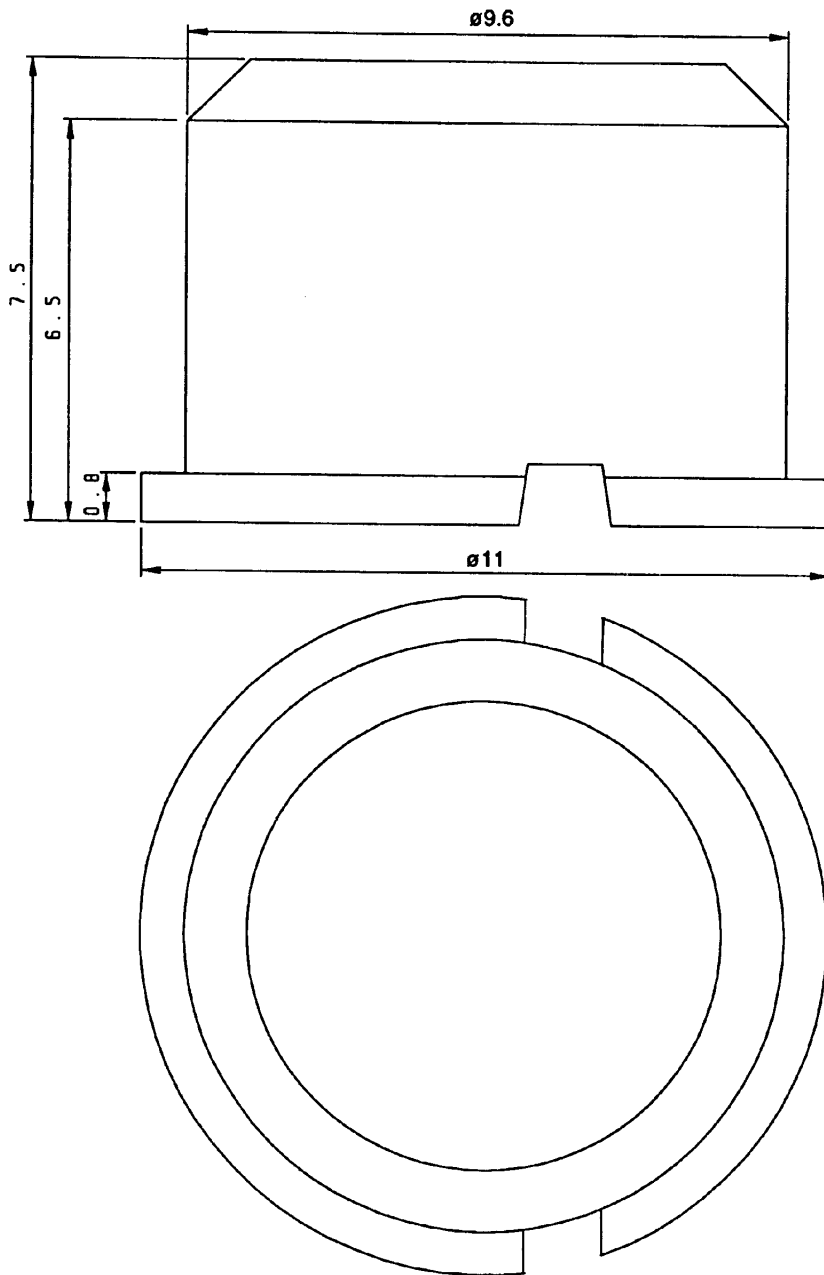
Temperature Range

Working temperature	-40°C - +65°C
Storage temperature	Max. +65°C
Soldering	<p>Precaution!</p> <p>If infrared, vapour phase or wave soldering is used, do not forget to mount the buttons <u>after</u> the soldering. The buttons can stand max. 85°C for max. 5 minutes.</p>

Cleaning	Standard methods such as freon, water and soap.
----------	---

Custom colours	<p>Min. order 10.000 pcs.</p> <p>Please ask for details.</p>
----------------	--

To be combined with	3F switch
---------------------	-----------



DIMENSIONS in mm.
 Unless otherwise specified
 all outer tolerances are $\pm 0,1$ mm

SCALE: 10:1	DATE	SIGN.
APPROVED	230992	CE

MULTIMEC® CAP 1D

COPYRIGHT MEC A/S

This technical document is the property of MEC A/S, Denmark, and shall not be used for any other purpose than facilitating the installation and use of our products. It may not be copied, reproduced, transmitted or communicated to a third party without the prior consent of MEC A/S.

U.S. Patent No. 5,199,557.

DRAWING NO. 21250

TECHNICAL SPECIFICATIONS - 1D CAP

Material Specifications

Material	Colours		
ABS	Code	Description	Approx. RAL No.
	00	blue	5012
	02	green	6018
	03	grey	7004
	04	yellow	1023
	06	white	9010
	08	red	3000
	09	black	9004

Flamability	UL94V1
-------------	--------

Temperature Range

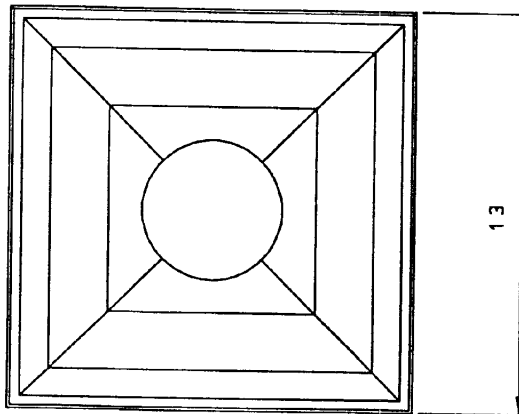
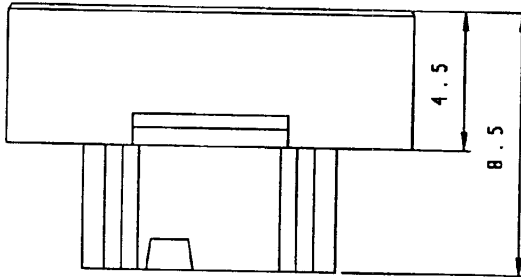
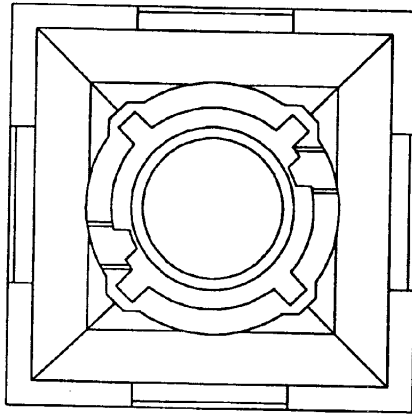
Working temperature	-40°C - +65°C
Storage temperature	Max. +65°C
Soldering	Precaution! If infrared, vapour phase or wave soldering is used, do not forget to mount the buttons after the soldering. The buttons can stand max. 85°C for max. 5 minutes.

Cleaning	Standard methods such as freon, water and soap
----------	--

Custom colours	Min. order 10,000 pcs. Please ask for details.
----------------	---

To be combined with	3F switch
---------------------	-----------

COPYRIGHT MEC A/S



DIMENSIONS in mm.
 Unless otherwise specified
 all outer tolerances are $\pm 0,1$ mm

SCALE: 5:1	DATE	SIGN.
APPROVED	180293	CE

MULTIMEC® REFLECTOR 1KXXX6

COPYRIGHT MEC A/S

This technical document is the property of MEC A/S, Denmark, and shall not be used for any other purpose than facilitating the installation and use of our products. It may not be copied, reproduced, transmitted or communicated to a third party without the prior consent of MEC A/S.

U.S. Patent No. 5,199,557.

DRAWING NO. 21300

TECHNICAL SPECIFICATIONS - 1K REFLECTOR

Material Specifications

Material	Colours					
ABS	<table border="1"><thead><tr><th>Code</th><th>Description</th></tr></thead><tbody><tr><td>06</td><td>white</td></tr></tbody></table>	Code	Description	06	white	Approx. RAL No. 9010
Code	Description					
06	white					

Flamability	UL94V1
-------------	--------

Temperature Range

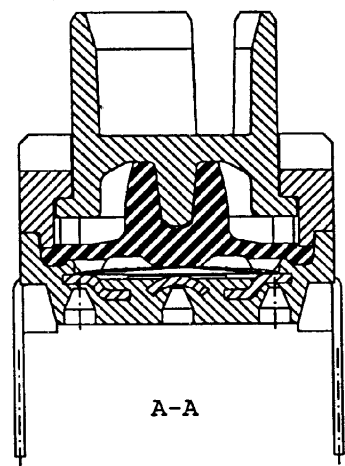
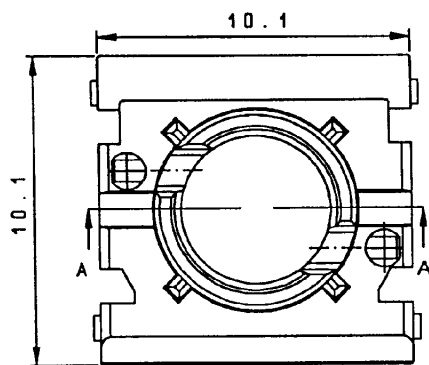
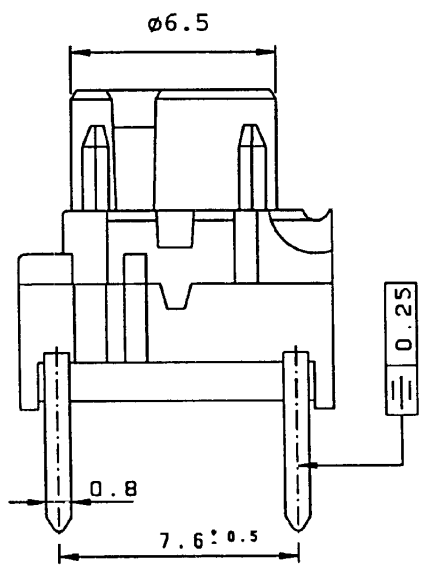
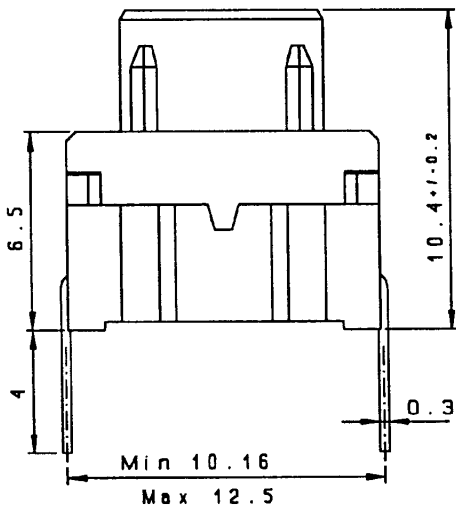
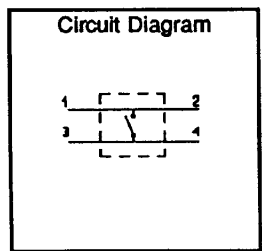
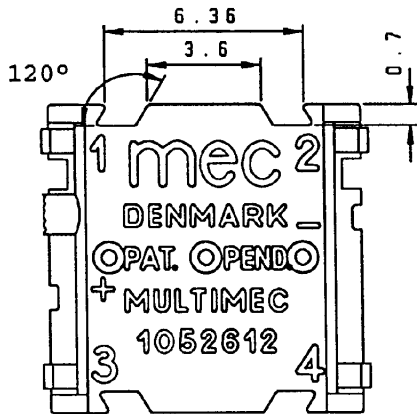
Working temperature	-40°C - +65°C
Storage temperature	Max. +65°C
Soldering	Precaution! If infrared, vapour phase or wave soldering is used, do not forget to mount the buttons after the soldering. The buttons can stand max. 85°C for max. 5 minutes.

Cleaning	Standard methods such as freon, water and soap
----------	--

Custom colours	Min. order 10.000 pcs. Please ask for details.
----------------	---

To be combined with	3FT switch + 1K cap + 1KXX1 lens
---------------------	----------------------------------

COPYRIGHT MEC A/S



DIMENSIONS in mm.
Unless otherwise specified
all outer tolerances are $\pm 0,1$ mm

SCALE: 5:1	DATE	SIGN.
APPROVED	030591	CE

MULTIMEC® SWITCH 3FT

COPYRIGHT MEC A/S
This technical document is the property of MEC A/S, Denmark, and shall not be used for any other purpose than facilitating the installation and use of our products. It may not be copied, reproduced, transmitted or communicated to a third party without the prior consent of MEC A/S.

U.S. Patent No. 5,199,557.

DRAWING NO. 213FT

TECHNICAL SPECIFICATIONS - 3FI

Low Temperature Version		High Temperature Version		
Part Number	3FTL6	3FTL6G	3FTH9	3FTH9G

Electrical Specifications

Contact resistance	< 30 mΩ - typically 10 mΩ			
Insulation resistance (off)	> 10 MΩ			
Recommended load	0,5 - 50mA, 24VDC	0 - 50mA, 24VDC	0,5 - 50mA, 24VDC	0 - 50mA, 24VDC
Contact bounce	< 2 mS - typically < 0,5 mS			

Mechanical Specifications

Key pressure (switch)	2,5 ± 0,2 N
Key travel (switch)	1 mm
Life time (switch)	> 10.000.000 cycles

Material Specifications

Housing	Dark grey Polycarbonate UL94V1	Black PPS UL94V1		
Actuator	White ABS UL94V1	Black PPS UL94V1		
Sealing + spring	Silicone rubber			
Contact spring	BeCu + 3μAG	BeCu + 3μAG + 3μAU	BeCu + 3μAG	BeCu + 3μAG + 3μAU
Terminals	SNCU + 2μNI + 3μAG	SNCU + 2μNI + 3μAU	SNCU + 2μNI + 3μAG	SNCU + 2μNI + 3μAU

Temperature Range

Working temperature	-40°C - +65°C	-40°C - +160°C
Storage temperature	Max. +65°C	Max. +160°C
Soldering IEC 68-2-20	Wave - max. 260°C for max. 10 Sec. Soldering iron - max. 350°C for max. 3 Sec. Flux tight	Infrared, vapour phase, wave - max. 260°C for max. 30 Sec. Soldering iron - max. 350°C for max. 3 Sec. Flux tight

Environmental Endurance IEC 68-2-3

Temperature	40°C
Humidity	93% RH
Duration	56 Days

Temperature Cycling IEC 68-2-14

Temperature limit	Min. -55°C - max. +85°C
Number of cycles	200
Exposure time at each temperature	10 min.
Recovery time before measurements	16 hrs.

Sealing IEC 529	IP-67M
--------------------	--------

Cleaning	Standard methods such as freon, water and soap
----------	--