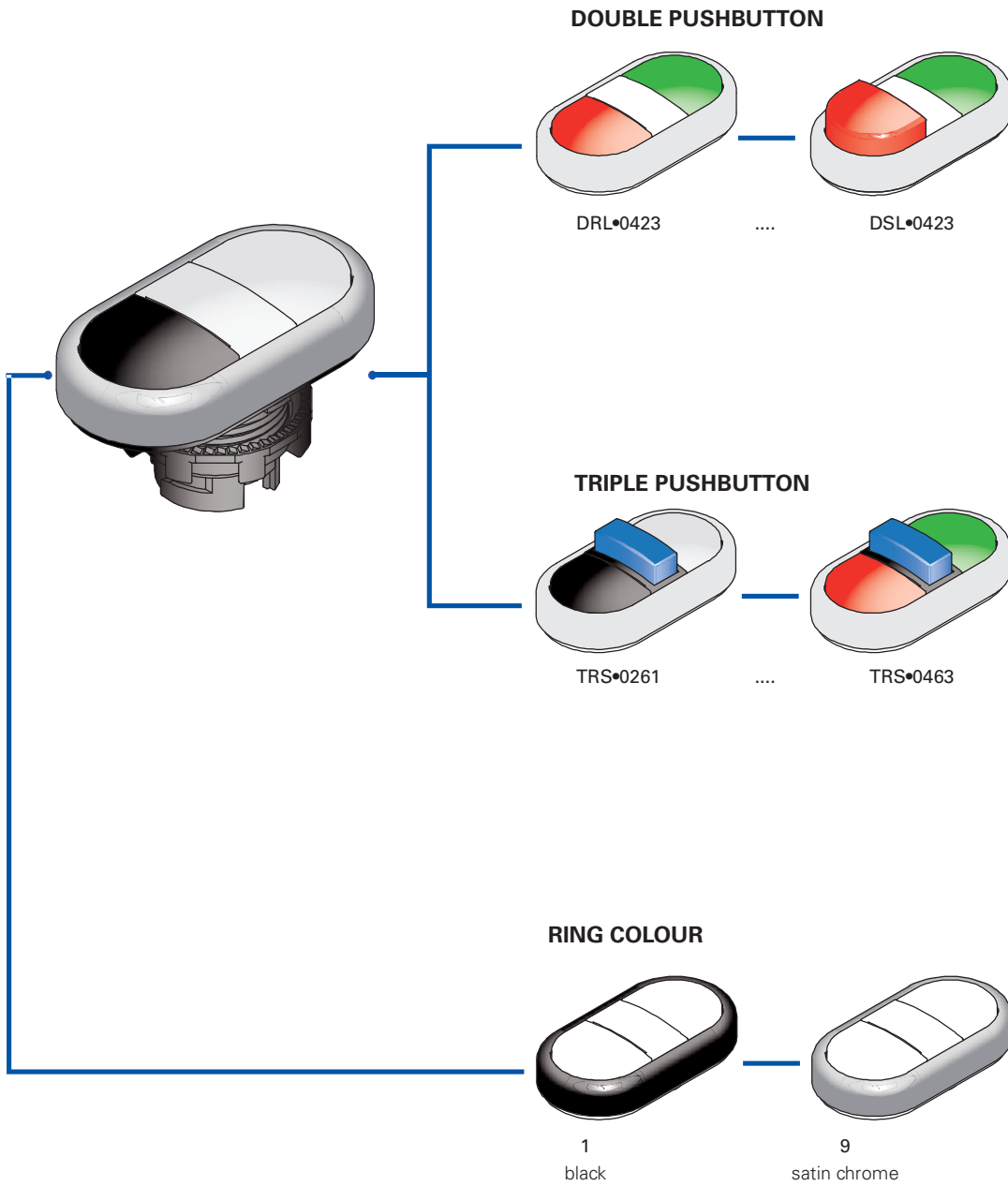


Selection diagram



Double and triple pushbuttons code structure

article
options
E2 1PDRL10423-T6

Number of functions	
D	double pushbutton
T	triple pushbutton

Ambient temperature	
	-25°C ... +85°C (standard)
T6	-40°C ... +85°C

Upper and lower pushbuttons	
A	upper projecting, lower flush
B	upper projecting, lower projecting
R	upper flush, lower flush
S	upper flush, lower projecting

Central element	
C	blanking plug (double pushbuttons only)
L	indicator light (double pushbuttons only)
S	projecting button (triple pushbuttons only)

Ring colour	
1	black
9	satin chrome

	upper pushbutton		central element		lower pushbutton	
	colour	marking	colour	marking	colour	marking
	0423	green	-	white	-	red
0221	white	-	white	-	black	-
0463	green	-	blue	-	red	-
0261	white	-	blue	-	black	-

	upper pushbutton		central element		lower pushbutton	
	colour	marking	colour	marking	colour	marking
	AAAD	green	I	white	-	red
AAAP	green	START	white	-	red	STOP
AAAA	white	I	white	-	black	O
AAAN	white	START	white	-	black	STOP
AAAB	black	↑	white	-	black	↓
AAAC	black	+	white	-	black	-

	upper pushbutton		central projecting button		lower pushbutton	
	colour	marking	colour	marking	colour	marking
	AAAY	green	I	red	STOP	green
AAAZ	green	←	red	STOP	green	→
AABD	white	→	red	STOP	black	←
AABA	green	↑	red	STOP	green	↓
AABE	white	↑	red	STOP	black	↓
AABF	black	↑	red	STOP	black	↓
AABB	green	+	red	STOP	green	-
AABC	white	+	red	STOP	white	-

Attention! The feasibility of a code number does not mean the effective availability of a product. Please contact our sales office.



Main features

- 2 or 3 pushbuttons versions
- Protection degree IP67
- Illuminated version

Technical data

General

Protection degree:	IP67 according to IEC 60529
Ambient temperature:	-25°C +80°C
Mechanical endurance:	1 million operations cycles
Max operating frequency:	3600 operations cycles/hour
Actuating travel:	2,8 mm (NO contact), 1,4 mm (NC contact)
Actuating force:	5,5 N (1 NO contact) 4,6 N (1 NC contact)
Additional contact actuating force:	+ 2,6 N (1 NO contact) + 1,7 N (1 NC contact)
Maximum travel:	5 mm
Ring driving torque:	2 ... 2,5 Nm
Utilization requirements:	see page 61

In conformity with standards:

IEC 60947-1, IEC 60947-5-1, IEC 60204-1, EN 60947-1, EN 60947-5-1, EN 60204-1, UL 508, CSA 22-2 N°14

⚠ Installation for safety applications:

Use only switches marked with the symbol \ominus . The safety circuit must always be connected with the **NC contacts** (normally closed contacts: 1-2) as stated in the standard EN 60947-5-1, encl. K, par. 2.

Markings and quality marks:



In conformity with requirements requested by:

Low Voltage Directive 2006/95/EC, Machinery Directive 2006/42/EC and Electromagnetic Compatibility 2004/108/EC.

Positive contact opening in conformity with standards:

IEC 60947-5-1, EN 60947-5-1, VDE 0660-206.

General characteristics

Shape

The new EROUND line double and triple pushbuttons are available in two shapes in order to suit any kind of application: projecting and flush. The possibility to choose shapes, colours and symbols allows various codes combinations.

Illuminated version

A version with central indicator light is available for double pushbuttons.

Mechanical endurance

Thanks to their particular design Pizzato Elettrica double and triple pushbuttons guarantee a Mechanical endurance of more than 1.000.000 operations.

Protection degree IP67

This series pushbuttons all have protection degree IP67, this way guaranteeing a total protection also in hard environmental conditions.

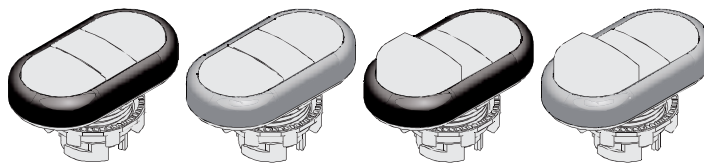
Temperature range extended

-40°C

Special versions can be ordered for use in environments where the temperature changes from +80°C to -40°C.



They can be installed inside cold stores, sterilizers or other equipments with very low ambient temperature. Special materials that have been used to realize these versions, maintain unchanged their features also in these conditions, widening the installation possibilities.

Double pushbuttons selection table



Actuator colour and marking		flush upper pushbutton flush central element flush lower pushbutton		flush upper pushbutton flush central element projecting lower pushbutton	
		black ring	satin chrome ring	black ring	satin chrome ring
	green pushbutton white indicator light red pushbutton "I"	E2 1PDRL10423	E2 1PDRL90423	E2 1PDSL10423	E2 1PDSL90423
	green pushbutton white indicator light red pushbutton "O"	E2 1PDRL1AAAD	E2 1PDRL9AAAD	E2 1PDSL1AAAD	E2 1PDSL9AAAD
	green pushbutton white indicator light red pushbutton "START" "STOP"	E2 1PDRL1AAAP	E2 1PDRL9AAAP	E2 1PDSL1AAAP	E2 1PDSL9AAAP
	white pushbutton white indicator light black pushbutton "I"	E2 1PDRL10221	E2 1PDRL90221	E2 1PDSL10221	E2 1PDSL90221
	white pushbutton white indicator light black pushbutton "O"	E2 1PDRL1AAAA	E2 1PDRL9AAAA	E2 1PDSL1AAAA	E2 1PDSL9AAAA
	white pushbutton white indicator light black pushbutton "START" "STOP"	E2 1PDRL1AAAN	E2 1PDRL9AAAN	E2 1PDSL1AAAN	E2 1PDSL9AAAN
	black pushbutton white indicator light black pushbutton ↑ ↓	E2 1PDRL1AAAB	E2 1PDRL9AAAB	E2 1PDSL1AAAB	E2 1PDSL9AAAB

Triple pushbuttons selection table

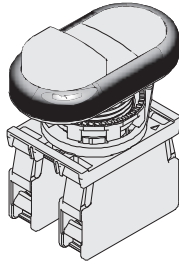




Actuator colour and marking		flush upper pushbutton projecting central pushbutton flush lower pushbutton	
		black ring	satin chrome ring
	"I" green pushbutton "STOP" red pushbutton "I"	E2 1PTRS1AAAY	E2 1PTRS9AAAY
	green pushbutton "STOP" red pushbutton ←	E2 1PTRS1AAAZ	E2 1PTRS9AAAZ
	white pushbutton "STOP" red pushbutton →	E2 1PTRS1AABD	E2 1PTRS9AABD
	green pushbutton "STOP" red pushbutton ↑	E2 1PTRS1AABA	E2 1PTRS9AABA

Actuator colour and marking		flush upper pushbutton projecting central pushbutton flush lower pushbutton	
		black ring	satin chrome ring
	↑ white pushbutton "STOP" red pushbutton ↓	E2 1PTRS1AABE	E2 1PTRS9AABE
	↑ black pushbutton "STOP" red pushbutton ↓	E2 1PTRS1AABF	E2 1PTRS9AABF
	↑ green pushbutton "STOP" red pushbutton + -	E2 1PTRS1AABB	E2 1PTRS9AABB
	↑ white pushbutton "STOP" red pushbutton + -	E2 1PTRS1AABC	E2 1PTRS9AABC

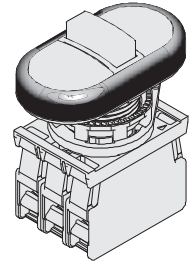
Items with code on the green background are available in stock



Double pushbuttons complete units

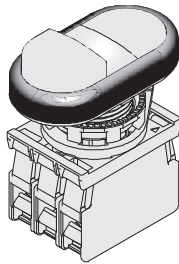




Actuator colour and marking		Contacts			flush upper button flush central element projecting lower button black ring
		pos 2	pos 3	pos 1	
	"I" green pushbutton black blanking plug "O" red pushbutton	1NC 	-	1NO	E2 AC-DXBC0601 E2 1PDSC1AAAK + E2 1BAC11 + E2 CP01G2V1 E2 CP10G2V1

Triple pushbuttons complete units



Actuator colour and marking		Contacts			flush upper button projecting central pushbutton flush lower pushbutton black ring
		pos 2	pos 3	pos 1	
	"I" green pushbutton "STOP" red pushbutton "II" green pushbutton	1NO	1NC 	1NO	E2 AC-DXBC0801 E2 1PTRS1AAAY + E2 1BAC11 + E2 CP10G2V1 + E2 CP01G2V1 + E2 CP10G2V1

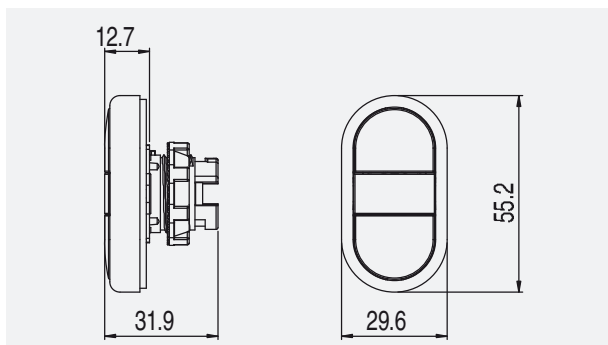


Actuator colour and marking		Contacts			flush upper button flush central element projecting lower button black ring
		pos 2	pos 3	pos 1	
	"I" green pushbutton white indicator light "O" red pushbutton	1NC 	LED	1NO	E2 AC-DXBC0602 E2 1PDSL1AAAD + E2 1BAC11 + E2 CP01G2V1 + E2 LP1A2V1 + E2 CP10G2V1

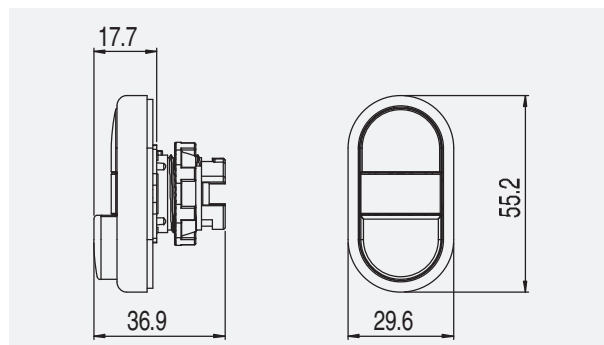
→ For the contact block and LED block characteristics see the respective chapters.

Dimensions

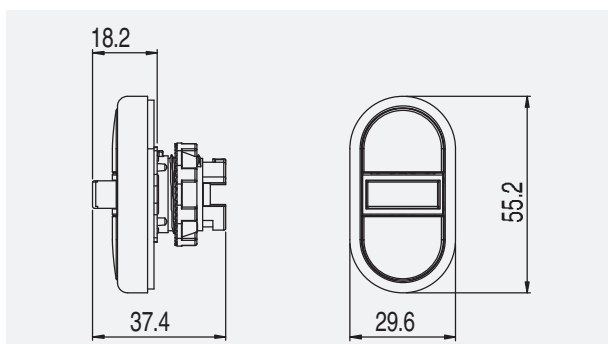
Flush double pushbutton



Projecting double pushbutton



Triple pushbutton



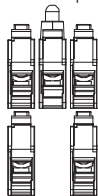
All measures in the drawings are in mm

→ [2D and 3D files available on www.pizzato.com](http://www.pizzato.com)

Contacts maximum number



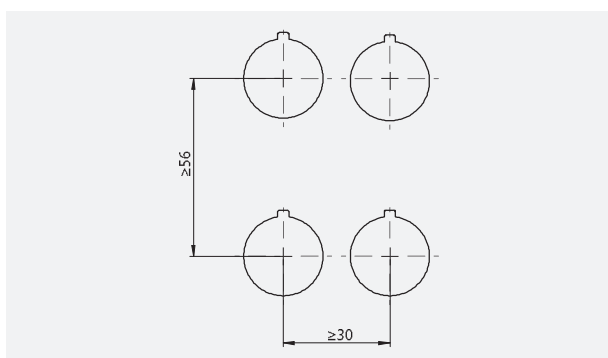
Double pushbuttons E2 1PD series



Triple pushbuttons E2 1PT series



Assembling minimum distances



All measures in the drawings are in mm

Accessories

→ [ACCESSORIES at page 57](#)

