


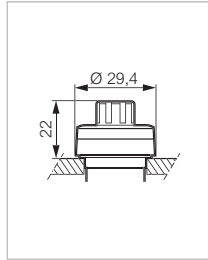
Separate units ø 22: Heads

IP 65
With locking ring
Conform to IEC 60947-5-1

 Characteristics (p. 94)
Cross reference list (p. 311)

▶ BUTTON FOR POTENTIOMETER - NON ILLUMINATED

Cat. No.



Head + mounting base for potentiometer
Plastic chrome bezel

Shaft ø 6 or 6.35 mm
Potentiometer length 46 to 51 mm

L21RP03

L21RP03

▶ JOYSTICKS - NON ILLUMINATED

Cat. No.



LM2F

Heads supplied with a 3 position clip
Specific electrical blocks (p. 63)

Head does not lock in position 0

2 directions - 3 positions

2 maintained (stay-put) A - 0 - B
2 spring-return A → 0 ← B

LM2F
LM2A

4 directions - 5 positions

4 maintained (stay-put) A
 |
 C - 0 - D
 |
 B

LM4F

4 spring-return

A
|
C → 0 ← D
|
B

LM4A

Head locks in position 0

2 directions - 3 positions

2 maintained (stay-put) A - 0 - B
2 spring-return A → 0 ← B

LMV2F
LMV2A

4 directions - 5 positions

4 maintained (stay-put) A
 |
 C - 0 - D
 |
 B

LMV4F

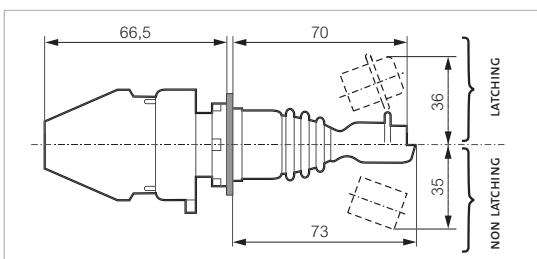
4 spring-return

A
|
C → 0 ← D
|
B

LMV4A



LMV4F



Catalogue No. in bold: normally in stock at distribution outlets