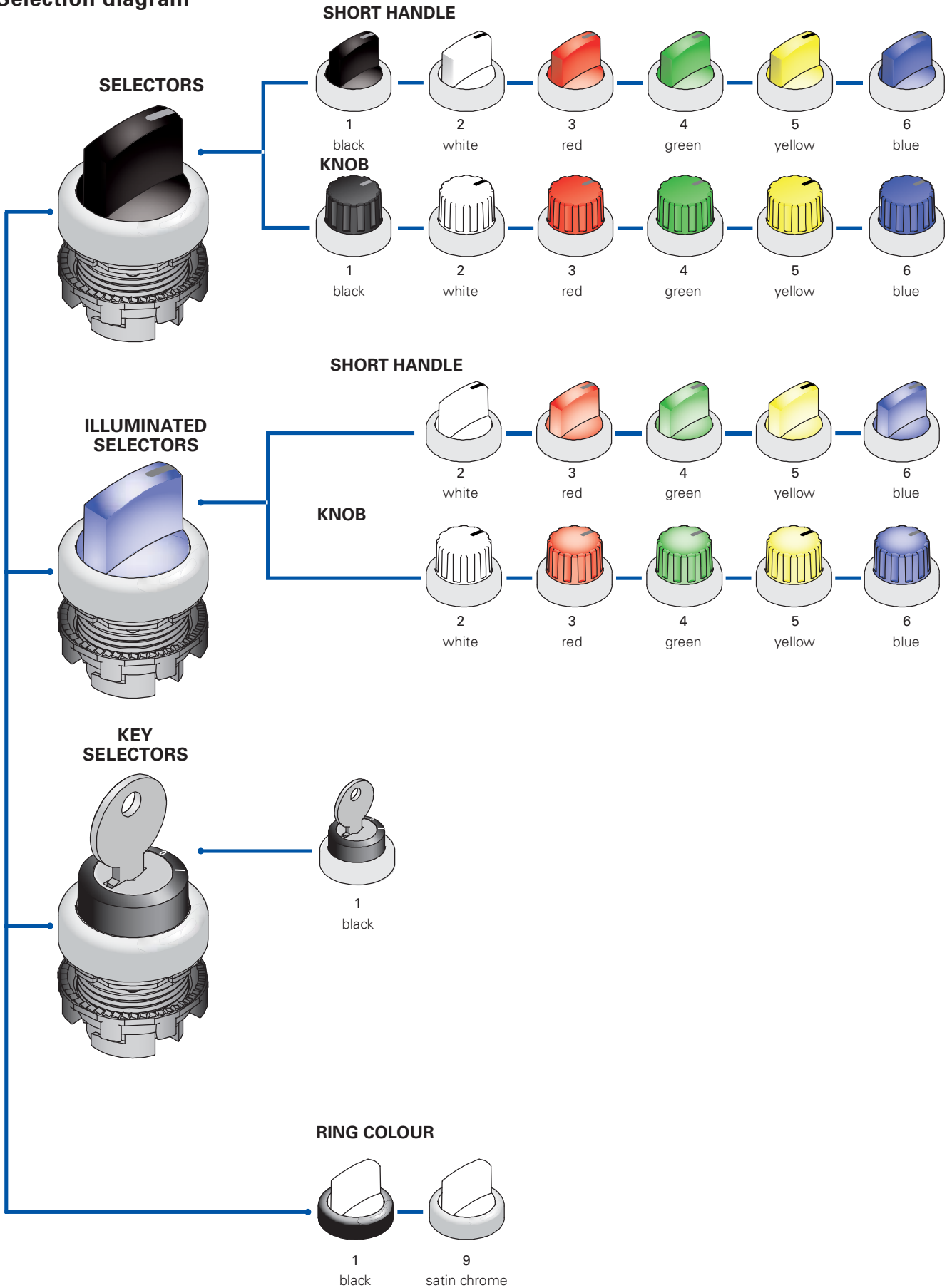


Selection diagram



Selectors code structure

E2 1SE13ACE11AB

Handle	
1	short handle
4	knob

Position	
2AV	
2EV	
2FV	
2FC	
2BC	
2AC	
2EC	
3AC	
3EC	
3FC	
3GC	

Cams and actuators	
A	double cam with right wide actuator and left wide actuator (2 positions)
E	single cam with right wide actuator and left wide actuator (3 positions)

Selector colour	
1	black
2	white
3	red
4	green
5	yellow
6	blue

Marking	
AB	Indication notch (standard)
AC	2 positions knob
AD	3 positions knob

Ring colour	
1	black
9	satin chrome

Illuminated selectors code structure

E2 1SL13ACH21AB

Handle	
1	short handle
4	knob (on request)

Position	
2AV	
2EV	
2FV	
2FC	
2BC	
2AC	
2EC	
3AC	
3EC	
3FC	
3GC	

Cams and actuators	
D	double cam with right narrow actuator and left narrow actuator (2 positions)
H	single cam with right narrow actuator and left narrow actuator (3 positions)

Selector colour	
2	white
3	red
4	green
5	yellow
6	blue

Marking	
AB	Indication notch (standard)
AC	2 positions knob
AD	3 positions knob

Ring colour	
1	black
9	satin chrome

Key selectors code structure

E2 1SC2ACA11AA

Positions and key withdrawal			
2AV		3DC	
2BV		3EC	
2CV		3FC	
2DV		3GC	
2AC		3HC	
2BC		3LC	
3AC		3MC	
3BC		3NC	
3CC		3PC	
		3QC	
		3RC	

Cams and actuators	
A	double cam with right wide actuator and left wide actuator (2 positions)
E	single cam with right wide actuator and left wide actuator (3 positions)

Marking	
AA	without marking (standard)
AC	2 positions selectors
AD	3 positions selectors
AE	V selectors

Ring colour	
1	black
9	satin chrome

Selector colour	
1	black

Legend

- Stay-put
- Spring-return
- Key withdrawal position

Attention! The feasibility of a code number does not mean the effective availability of a product. Please contact our sales office.



Main features

- 4 different shapes
- Standard or illuminated versions
- Reduced actuating force
- Protection degree IP67 and IP69K
- Stay-put or spring-return versions

Markings and quality marks:



Technical data

General data

Protection degree:	IP67 according to IEC 60529 IP69K according to DIN 40050
Ambient temperature:	-25°C +80°C
Mechanical endurance:	1 million operations cycles (SE, SL series) 0,3 million operations cycles (SC series)
Max operating frequency:	3600 operations cycles/hour
Actuating travel:	30° (NO contact)
Actuating force:	0,07 Nm (1 NO contact)
Maximum travel:	60° (2 stay-put positions) 40° (2 spring-return positions) ±60° (3 stay-put positions) ±40° (3 spring-return positions)
Ring driving torque:	2 ... 2,5 Nm
Utilization requirements:	see page 61

In conformity with standards:

IEC 60947-1, IEC 60947-5-1, IEC 60204-1, EN 60947-1, EN 60947-5-1, EN 60204-1, UL 508, CSA 22-2 N°14

⚠ Installation for safety applications:

Use only switches marked with the symbol ⊕. The safety circuit must always be connected with the **NC contacts** (normally closed contacts: 1-2) as stated in the standard EN 60947-5-1, encl. K, par. 2.

In conformity with requirements requested by:

Low Voltage Directive 2006/95/EC, Machinery Directive 2006/42/EC and Electromagnetic Compatibility 2004/108/EC.

Positive contact opening in conformity with standards:

IEC 60947-5-1, EN 60947-5-1, VDE 0660-206.

General characteristics

Shape

Available both in standard and illuminated version (LED illumination), these selectors can have different shapes: with short handle, knob or key.

Protection degree IP67 and IP69K

Designed to be employed also in severe environment conditions, Pizzato Elettrica pushbuttons have protection degree IP67 and IP69K, suitable for use in machineries subjected to intense washing with high pressure and high temperature water jets.

Mechanical endurance

Pizzato Elettrica EROUND selectors have passed 1 million operations, guaranteeing a remarkable mechanical endurance.

Selectors actuators

There are 2 types of actuators which work on the contacts wipers combined with the selector: a white actuator which allows the commutation of a single contact block and a black actuator which simultaneously commutes 2 side by side contact blocks. White and black actuators can be disassembled and removed any time, this way allowing to freely configure the commutation exercised by the selector on the contacts.

Functions

Pizzato Elettrica EROUND selectors are available in 2 positions version, with central zero or with "V" lever, and 3 positions version with central zero. The different lever positions can also have stay-put or spring-return functions offering various configurations in order to satisfied many different application requests.


Customizing possibilities

In order to suit the various requests and needs of the customers, Pizzato Elettrica offers the possibility to customize the EROUND control and signalling devices: the rings can be requested in different colours (gold satinized, bright black chrome, white, black and satin chrome), while the lens can be customized with inscriptions, symbols and colours.

Actuating force

Thanks to a specific design the actuating force has been reduced to the minimum necessary, this way having an easy movement even with 6 contact blocks.

Selectors selection table



Actuator colour and marking	Position	2 positions			
		black ring	satin chrome ring	black ring	satin chrome ring
black	∨	E2 1SE12AVA11AB	E2 1SE12AVA19AB	E2 1SE42AVA11AB	E2 1SE42AVA19AB
white	∨	E2 1SE12AVA21AB	E2 1SE12AVA29AB	E2 1SE42AVA21AB	E2 1SE42AVA29AB
red	∨	E2 1SE12AVA31AB	E2 1SE12AVA39AB	E2 1SE42AVA31AB	E2 1SE42AVA39AB
green	∨	E2 1SE12AVA41AB	E2 1SE12AVA49AB	E2 1SE42AVA41AB	E2 1SE42AVA49AB
yellow	∨	E2 1SE12AVA51AB	E2 1SE12AVA59AB	E2 1SE42AVA51AB	E2 1SE42AVA59AB
blue	∨	E2 1SE12AVA61AB	E2 1SE12AVA69AB	E2 1SE42AVA61AB	E2 1SE42AVA69AB
black	∨	E2 1SE12EVA11AB	E2 1SE12EVA19AB	E2 1SE42EVA11AB	E2 1SE42EVA19AB
white	∨	E2 1SE12EVA21AB	E2 1SE12EVA29AB	E2 1SE42EVA21AB	E2 1SE42EVA29AB
red	∨	E2 1SE12EVA31AB	E2 1SE12EVA39AB	E2 1SE42EVA31AB	E2 1SE42EVA39AB
green	∨	E2 1SE12EVA41AB	E2 1SE12EVA49AB	E2 1SE42EVA41AB	E2 1SE42EVA49AB
yellow	∨	E2 1SE12EVA51AB	E2 1SE12EVA59AB	E2 1SE42EVA51AB	E2 1SE42EVA59AB
blue	∨	E2 1SE12EVA61AB	E2 1SE12EVA69AB	E2 1SE42EVA61AB	E2 1SE42EVA69AB
black	∨	E2 1SE12ACA11AB	E2 1SE12ACA19AB	E2 1SE42ACA11AB	E2 1SE42ACA19AB
white	∨	E2 1SE12ACA21AB	E2 1SE12ACA29AB	E2 1SE42ACA21AB	E2 1SE42ACA29AB
red	∨	E2 1SE12ACA31AB	E2 1SE12ACA39AB	E2 1SE42ACA31AB	E2 1SE42ACA39AB
green	∨	E2 1SE12ACA41AB	E2 1SE12ACA49AB	E2 1SE42ACA41AB	E2 1SE42ACA49AB
yellow	∨	E2 1SE12ACA51AB	E2 1SE12ACA59AB	E2 1SE42ACA51AB	E2 1SE42ACA59AB
blue	∨	E2 1SE12ACA61AB	E2 1SE12ACA69AB	E2 1SE42ACA61AB	E2 1SE42ACA69AB
black	▷	E2 1SE12ECA11AB	E2 1SE12ECA19AB	E2 1SE42ECA11AB	E2 1SE42ECA19AB
white	▷	E2 1SE12ECA21AB	E2 1SE12ECA29AB	E2 1SE42ECA21AB	E2 1SE42ECA29AB
red	▷	E2 1SE12ECA31AB	E2 1SE12ECA39AB	E2 1SE42ECA31AB	E2 1SE42ECA39AB
green	▷	E2 1SE12ECA41AB	E2 1SE12ECA49AB	E2 1SE42ECA41AB	E2 1SE42ECA49AB
yellow	▷	E2 1SE12ECA51AB	E2 1SE12ECA59AB	E2 1SE42ECA51AB	E2 1SE42ECA59AB
blue	▷	E2 1SE12ECA61AB	E2 1SE12ECA69AB	E2 1SE42ECA61AB	E2 1SE42ECA69AB

Knob selectors can be customized with inscriptions and symbols.

Legend


- ∨ Stay-put
- ▷ Spring-return
- ⊥ Key withdrawal position



2 positions not illuminated selectors commute 3 contacts simultaneously.

Items with code on the **green** background are available in stock

Selectors selection table



Actuator colour and marking	Position	3 positions			
		black ring	satin chrome ring	black ring	satin chrome ring
● black	↙	E2 1SE13ACE11AB	E2 1SE13ACE19AB	E2 1SE43ACE11AB	E2 1SE43ACE19AB
○ white	↙	E2 1SE13ACE21AB	E2 1SE13ACE29AB	E2 1SE43ACE21AB	E2 1SE43ACE29AB
● red	↙	E2 1SE13ACE31AB	E2 1SE13ACE39AB	E2 1SE43ACE31AB	E2 1SE43ACE39AB
● green	↙	E2 1SE13ACE41AB	E2 1SE13ACE49AB	E2 1SE43ACE41AB	E2 1SE43ACE49AB
● yellow	↙	E2 1SE13ACE51AB	E2 1SE13ACE59AB	E2 1SE43ACE51AB	E2 1SE43ACE59AB
● blue	↙	E2 1SE13ACE61AB	E2 1SE13ACE69AB	E2 1SE43ACE61AB	E2 1SE43ACE69AB
● black	↘	E2 1SE13ECE11AB	E2 1SE13ECE19AB	E2 1SE43ECE11AB	E2 1SE43ECE19AB
○ white	↘	E2 1SE13ECE21AB	E2 1SE13ECE29AB	E2 1SE43ECE21AB	E2 1SE43ECE29AB
● red	↘	E2 1SE13ECE31AB	E2 1SE13ECE39AB	E2 1SE43ECE31AB	E2 1SE43ECE39AB
● green	↘	E2 1SE13ECE41AB	E2 1SE13ECE49AB	E2 1SE43ECE41AB	E2 1SE43ECE49AB
● yellow	↘	E2 1SE13ECE51AB	E2 1SE13ECE59AB	E2 1SE43ECE51AB	E2 1SE43ECE59AB
● blue	↘	E2 1SE13ECE61AB	E2 1SE13ECE69AB	E2 1SE43ECE61AB	E2 1SE43ECE69AB
● black	↘	E2 1SE13FCE11AB	E2 1SE13FCE19AB	E2 1SE43FCE11AB	E2 1SE43FCE19AB
○ white	↘	E2 1SE13FCE21AB	E2 1SE13FCE29AB	E2 1SE43FCE21AB	E2 1SE43FCE29AB
● red	↘	E2 1SE13FCE31AB	E2 1SE13FCE39AB	E2 1SE43FCE31AB	E2 1SE43FCE39AB
● green	↘	E2 1SE13FCE41AB	E2 1SE13FCE49AB	E2 1SE43FCE41AB	E2 1SE43FCE49AB
● yellow	↘	E2 1SE13FCE51AB	E2 1SE13FCE59AB	E2 1SE43FCE51AB	E2 1SE43FCE59AB
● blue	↘	E2 1SE13FCE61AB	E2 1SE13FCE69AB	E2 1SE43FCE61AB	E2 1SE43FCE69AB
● black	↔	E2 1SE13GCE11AB	E2 1SE13GCE19AB	E2 1SE43GCE11AB	E2 1SE43GCE19AB
○ white	↔	E2 1SE13GCE21AB	E2 1SE13GCE29AB	E2 1SE43GCE21AB	E2 1SE43GCE29AB
● red	↔	E2 1SE13GCE31AB	E2 1SE13GCE39AB	E2 1SE43GCE31AB	E2 1SE43GCE39AB
● green	↔	E2 1SE13GCE41AB	E2 1SE13GCE49AB	E2 1SE43GCE41AB	E2 1SE43GCE49AB
● yellow	↔	E2 1SE13GCE51AB	E2 1SE13GCE59AB	E2 1SE43GCE51AB	E2 1SE43GCE59AB
● blue	↔	E2 1SE13GCE61AB	E2 1SE13GCE69AB	E2 1SE43GCE61AB	E2 1SE43GCE69AB

Knob selectors can be customized with inscriptions and symbols.

Legend


- ↙ Stay-put
- ↘ Spring-return
- ↔ Key withdrawal position




3 positions not illuminated selectors are provided with black actuators which commute 2 contacts simultaneously.

Items with code on the green background are available in stock

Illuminated selectors selection table



Actuator colour and marking	Position	2 positions			
		black ring	satin chrome ring	black ring	satin chrome ring
white		E2 1SL12AVD21AB	E2 1SL12AVD29AB	E2 1SL42AVD21AB	E2 1SL42AVD29AB
red		E2 1SL12AVD31AB	E2 1SL12AVD39AB	E2 1SL42AVD31AB	E2 1SL42AVD39AB
green		E2 1SL12AVD41AB	E2 1SL12AVD49AB	E2 1SL42AVD41AB	E2 1SL42AVD49AB
yellow		E2 1SL12AVD51AB	E2 1SL12AVD59AB	E2 1SL42AVD51AB	E2 1SL42AVD59AB
blue		E2 1SL12AVD61AB	E2 1SL12AVD69AB	E2 1SL42AVD61AB	E2 1SL42AVD69AB
white		E2 1SL12EVD21AB	E2 1SL12EVD29AB	E2 1SL42EVD21AB	E2 1SL42EVD29AB
red		E2 1SL12EVD31AB	E2 1SL12EVD39AB	E2 1SL42EVD31AB	E2 1SL42EVD39AB
green		E2 1SL12EVD41AB	E2 1SL12EVD49AB	E2 1SL42EVD41AB	E2 1SL42EVD49AB
yellow		E2 1SL12EVD51AB	E2 1SL12EVD59AB	E2 1SL42EVD51AB	E2 1SL42EVD59AB
blue		E2 1SL12EVD61AB	E2 1SL12EVD69AB	E2 1SL42EVD61AB	E2 1SL42EVD69AB
white		E2 1SL12ACD21AB	E2 1SL12ACD29AB	E2 1SL42ACD21AB	E2 1SL42ACD29AB
red		E2 1SL12ACD31AB	E2 1SL12ACD39AB	E2 1SL42ACD31AB	E2 1SL42ACD39AB
green		E2 1SL12ACD41AB	E2 1SL12ACD49AB	E2 1SL42ACD41AB	E2 1SL42ACD49AB
yellow		E2 1SL12ACD51AB	E2 1SL12ACD59AB	E2 1SL42ACD51AB	E2 1SL42ACD59AB
blue		E2 1SL12ACD61AB	E2 1SL12ACD69AB	E2 1SL42ACD61AB	E2 1SL42ACD69AB
white		E2 1SL12ECD21AB	E2 1SL12ECD29AB	E2 1SL42ECD21AB	E2 1SL42ECD29AB
red		E2 1SL12ECD31AB	E2 1SL12ECD39AB	E2 1SL42ECD31AB	E2 1SL42ECD39AB
green		E2 1SL12ECD41AB	E2 1SL12ECD49AB	E2 1SL42ECD41AB	E2 1SL42ECD49AB
yellow		E2 1SL12ECD51AB	E2 1SL12ECD59AB	E2 1SL42ECD51AB	E2 1SL42ECD59AB
blue		E2 1SL12ECD61AB	E2 1SL12ECD69AB	E2 1SL42ECD61AB	E2 1SL42ECD69AB



2 positions illuminated selectors are provided with white actuators which commute 2 contacts simultaneously.


Knob selectors can be customized with inscriptions and symbols.

Legend

- Stay-put
- Spring-return
- Key withdrawal position

Items with code on the **green** background are available in stock

Illuminated selectors selection table



Actuator colour and marking	Position	3 positions			
		black ring	satin chrome ring	black ring	satin chrome ring
white	Stay-put	E2 1SL13ACH21AB	E2 1SL13ACH29AB	E2 1SL43ACH21AB	E2 1SL43ACH29AB
red	Stay-put	E2 1SL13ACH31AB	E2 1SL13ACH39AB	E2 1SL43ACH31AB	E2 1SL43ACH39AB
green	Stay-put	E2 1SL13ACH41AB	E2 1SL13ACH49AB	E2 1SL43ACH41AB	E2 1SL43ACH49AB
yellow	Stay-put	E2 1SL13ACH51AB	E2 1SL13ACH59AB	E2 1SL43ACH51AB	E2 1SL43ACH59AB
blue	Stay-put	E2 1SL13ACH61AB	E2 1SL13ACH69AB	E2 1SL43ACH61AB	E2 1SL43ACH69AB
white	Spring-return	E2 1SL13ECH21AB	E2 1SL13ECH29AB	E2 1SL43ECH21AB	E2 1SL43ECH29AB
red	Spring-return	E2 1SL13ECH31AB	E2 1SL13ECH39AB	E2 1SL43ECH31AB	E2 1SL43ECH39AB
green	Spring-return	E2 1SL13ECH41AB	E2 1SL13ECH49AB	E2 1SL43ECH41AB	E2 1SL43ECH49AB
yellow	Spring-return	E2 1SL13ECH51AB	E2 1SL13ECH59AB	E2 1SL43ECH51AB	E2 1SL43ECH59AB
blue	Spring-return	E2 1SL13ECH61AB	E2 1SL13ECH69AB	E2 1SL43ECH61AB	E2 1SL43ECH69AB
white	Key withdrawal position	E2 1SL13FCH21AB	E2 1SL13FCH29AB	E2 1SL43FCH21AB	E2 1SL43FCH29AB
red	Key withdrawal position	E2 1SL13FCH31AB	E2 1SL13FCH39AB	E2 1SL43FCH31AB	E2 1SL43FCH39AB
green	Key withdrawal position	E2 1SL13FCH41AB	E2 1SL13FCH49AB	E2 1SL43FCH41AB	E2 1SL43FCH49AB
yellow	Key withdrawal position	E2 1SL13FCH51AB	E2 1SL13FCH59AB	E2 1SL43FCH51AB	E2 1SL43FCH59AB
blue	Key withdrawal position	E2 1SL13FCH61AB	E2 1SL13FCH69AB	E2 1SL43FCH61AB	E2 1SL43FCH69AB
white	Stay-put	E2 1SL13GCH21AB	E2 1SL13GCH29AB	E2 1SL43GCH21AB	E2 1SL43GCH29AB
red	Stay-put	E2 1SL13GCH31AB	E2 1SL13GCH39AB	E2 1SL43GCH31AB	E2 1SL43GCH39AB
green	Stay-put	E2 1SL13GCH41AB	E2 1SL13GCH49AB	E2 1SL43GCH41AB	E2 1SL43GCH49AB
yellow	Stay-put	E2 1SL13GCH51AB	E2 1SL13GCH59AB	E2 1SL43GCH51AB	E2 1SL43GCH59AB
blue	Stay-put	E2 1SL13GCH61AB	E2 1SL13GCH69AB	E2 1SL43GCH61AB	E2 1SL43GCH69AB

Knob selectors can be customized with inscriptions and symbols.

Legend


- Stay-put
- Spring-return
- Key withdrawal position

Items with code on the green background are available in stock




3 positions illuminated selectors are provided with white actuators which commute 1 contact.

Key selectors selection table



Actuator colour and marking	Position	2 positions	
		black ring	satin chrome ring
● black		E2 1SC2AVA11AA	E2 1SC2AVA19AA
		E2 1SC2BVA11AA	E2 1SC2BVA19AA
		E2 1SC2CVA11AA	E2 1SC2CVA19AA
		E2 1SC2DVA11AA	E2 1SC2DVA19AA
		E2 1SC2ACA11AA	E2 1SC2ACA19AA

Selector standard colour in above mentioned codes is BLACK. Other colours on request. Key selectors can be customized with inscriptions and symbols. Key number PY333.



Actuator colour and marking	Position	3 positions	
		black ring	satin chrome ring
● black		E2 1SC3ACE11AA	E2 1SC3ACE19AA
		E2 1SC3BCE11AA	E2 1SC3BCE19AA
		E2 1SC3CCE11AA	E2 1SC3CCE19AA
		E2 1SC3DCE11AA	E2 1SC3DCE19AA
		E2 1SC3ECE11AA	E2 1SC3ECE19AA
		E2 1SC3FCE11AA	E2 1SC3FCE19AA
		E2 1SC3GCE11AA	E2 1SC3GCE19AA
		E2 1SC3HCE11AA	E2 1SC3HCE19AA
		E2 1SC3LCE11AA	E2 1SC3LCE19AA
		E2 1SC3MCE11AA	E2 1SC3MCE19AA
		E2 1SC3NCE11AA	E2 1SC3NCE19AA
		E2 1SC3PCE11AA	E2 1SC3PCE19AA
		E2 1SC3QCE11AA	E2 1SC3QCE19AA
		E2 1SC3RCE11AA	E2 1SC3RCE19AA

Selector standard colour in above mentioned codes is BLACK. Other colours on request. Key selectors can be customized with inscriptions and symbols. Key number PY333.

Legend

- Stay-put
- Spring-return
- Key withdrawal position



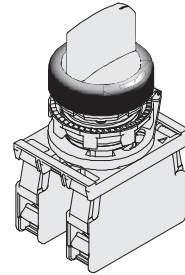
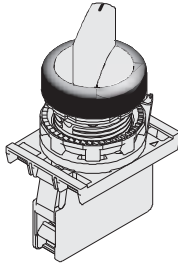
2 positions selectors commute 3 contacts simultaneously.



3 positions selectors are provided with black actuators which commute 2 contacts simultaneously.

Items with code on the green background are available in stock

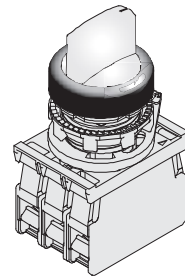
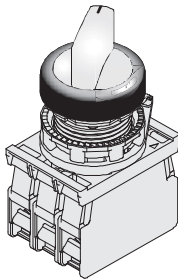
Complete units with selectors



Actuator colour and marking	Contacts			Position	2 positions	
	pos 2	pos 3	pos 1		black ring	
● black	-	1NO	-	↙	E2 AC-DXBC1401 E2 1SE12AVA11AB + E2 1BAC11 + E2 CP10G2V1	
● black	-	1NO	-	↘	E2 AC-DXBC1402 E2 1SE12EVA11AB + E2 1BAC11 + E2 CP10G2V1	

Actuator colour and marking	Contacts			Position	3 positions	
	pos 2	pos 3	pos 1		black ring	
● black	1NO	-	1NO	↙	E2 AC-DXBC1405 E2 1SE13ACE11AB + E2 1BAC11 + E2 CP10G2V1 + E2 CP10G2V1	
● black	1NO	-	1NO	↔	E2 AC-DXBC1406 E2 1SE13GCE11AB + E2 1BAC11 + E2 CP10G2V1 + E2 CP10G2V1	

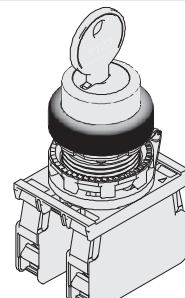
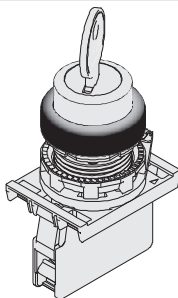
Complete units with illuminated selectors



Actuator colour and marking	Contacts			Position	2 positions	
	pos 2	pos 3	pos 1		black ring	
○ white	1NO	LED	1NC ⊕	↙	E2 AC-DXBC1805 E2 1SL12AVD21AB + E2 1BAC11 + E2 CP10G2V1 + E2 LP1A2V1 + E2 CP01G2V1	
● green	1NO	LED	1NC ⊕	↙	E2 AC-DXBC1801 E2 1SL12AVD41AB + E2 1BAC11 + E2 CP10G2V1 + E2 LP1A4V1 + E2 CP01G2V1	

Actuator colour and marking	Contacts			Position	3 positions	
	pos 2	pos 3	pos 1		black ring	
○ white	1NO	LED	1NC ⊕	↙	E2 AC-DXBC1806 E2 1SL13ACH21AB + E2 1BAC11 + E2 CP10G2V1 + E2 LP1A2V1 + E2 CP01G2V1	
● green	1NO	LED	1NC ⊕	↙	E2 AC-DXBC1803 E2 1SL13ACH41AB + E2 1BAC11 + E2 CP10G2V1 + E2 LP1A4V1 + E2 CP01G2V1	

Complete units with key selectors



Actuator colour and marking	Contacts			Position	2 positions	
	pos 2	pos 3	pos 1		black ring	
● black	-	1NO	-	↙	E2 AC-DXBC1601 E2 1SC2AVA11AA + E2 1BAC11 + E2 CP10G2V1	
● black	-	1NO	-	↘	E2 AC-DXBC1605 E2 1SC2CVA11AA + E2 1BAC11 + E2 CP10G2V1	
● black	-	1NO	-	↘	E2 AC-DXBC1606 E2 1SC2DVA11AA + E2 1BAC11 + E2 CP10G2V1	

Actuator colour and marking	Contacts			Position	3 positions	
	pos 2	pos 3	pos 1		black ring	
● black	1NO	-	1NO	↔	E2 AC-DXBC1607 E2 1SC3DCE11AA + E2 1BAC11 + E2 CP10G2V1 + E2 CP10G2V1 Key number PY333	

Legend

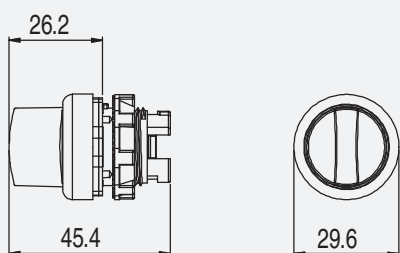
- ↙ Stay-put
- ↘ Spring-return
- ↔ Key withdrawal position

Key number PY333

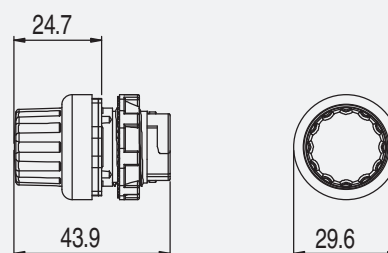
→ For the contact block and LED block characteristics see the respective chapters.

Dimensions

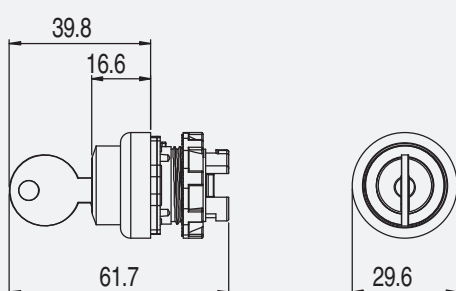
short handle selector



Knob selector



Key selector



All measures in the drawings are in mm

→ 2D and 3D files available on www.pizzato.it

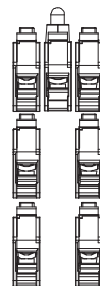
Contacts maximum number



Selectors E2 1SE/1SC series



Illuminated selectors E2 1SL series



Contact block

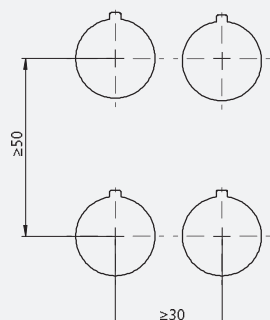


Contact block alternative position



LED block

Assembling minimum distances



All measures in the drawings are in mm

Actuators

10 pcs. packs



Article	Description
VE AS1212	Black closed actuator for 2 contact blocks simultaneous operation. For selectors: E2 1SE, E2 1SL, E2 1SC
VE AS1213	White open actuator for 1 contact block operation. For selectors: E2 1SE, E2 1SL, E2 1SC

Accessories

→ More ACCESSORIES at page 57

Items with code on the **green** background are available in stock

