




- + WIFI MODULES
- + BLUETOOTH MODULES
- + BLUETOOTH SUPER MODULES
- + BLUETOOTH SERIAL ADAPTERS
- + BLUETOOTH USB DONGLES
- + BLUETOOTH SENSORS
- + ACCESSORIES

## Antennae

These Antennae are all designed to give the best performance in the Bluetooth and WiFi frequency range.

**Click on the images to download more detailed information**

<p><b>RN-SMA-S</b></p> <p>1 inch short stubby.</p> <p>Ships standard with Blueport XP. Space Saver.</p>	
<p><b>RN-SMA4-RP</b></p> <p>4 inch high performance antenna with reverse polarity SMA connector</p>	
<p><b>RN-SMA-4</b></p> <p>4 inch high performance antenna with SMA connector and base that can rotate to any angle for optimal positioning.</p>	
<p><b>RN-UFL-SMA6</b></p> <p>6" coax cable with U.F.L and SMA connectors.</p> <p>Connects WiFly GSX module RN-131G to an external antenna RN-SMA-RA (or other antenna with reverse polarity feamale SMA connector)</p>	