

# Single relay - REL-MR- 24DC/21HC AU/MS - 2987927

Please be informed that the data shown in this PDF Document is generated from our Online Catalog. Please find the complete data in the user's documentation. Our General Terms of Use for Downloads are valid (<http://download.phoenixcontact.com>)



Plug-in miniature relay, with multi-layer contact with hard gold coating, 1 PDT, test button, mechanical switch position indicator, status LED, freewheeling diode, polarity A1+, A2-, input voltage 24 V DC

## Product Features

- With detectable manual operation
- Mechanical switch position indicator
- Switching current of up to 16 A
- Integrated status LED
- DC types with integrated freewheeling diode

## Key commercial data

<b>package_quantity</b>	10
<b>GTIN</b>	4046356481052

## Technical data

### Dimensions

<b>Width</b>	12.7 mm
<b>Height</b>	29 mm
<b>Depth</b>	25 mm

### Ambient conditions

<b>Ambient temperature (operation)</b>	-40 °C ... 70 °C
<b>Ambient temperature (storage/transport)</b>	-40 °C ... 85 °C

### Coil side

<b>Nominal input voltage <math>U_N</math></b>	24 V DC
<b>Nominal input current at <math>U_{IN}</math></b>	17 mA
<b>Typical response time</b>	9 ms
<b>Typical release time</b>	6 ms

### Contact side

<b>Contact type</b>	Single contact, 1-PDT
<b>Contact material</b>	AgNi, hard gold-plated
<b>Maximum switching voltage</b>	30 V AC
<b>Maximum switching voltage</b>	36 V DC
<b>Minimum switching voltage</b>	12 V (At 1 mA)

# Single relay - REL-MR- 24DC/21HC AU/MS - 2987927

## Technical data

### Contact side

Maximum inrush current	50 mA
Min. switching current	1 mA (at 12 V)
Limiting continuous current	50 mA
Switching capacity in acc. with DIN VDE 0660/IEC 60947	3 A (at 240 V, AC15)
Note	the following values are applicable if a gold layer is destroyed
Maximum switching voltage	250 V AC/DC
Minimum switching voltage	6 V AC/DC
Limiting continuous current	16 A
Maximum inrush current	30 A (300 ms)
Min. switching current	100 mA
Interrupting rating (ohmic load) max.	4000 VA (for 250 V AC)
Switching capacity in acc. with DIN VDE 0660/IEC 60947	2 A (at 24 V, DC13)
Switching capacity in acc. with DIN VDE 0660/IEC 60947	3 A (at 24 V, AC15)
Switching capacity in acc. with DIN VDE 0660/IEC 60947	3 A (at 120 V, AC15)
Switching capacity in acc. with DIN VDE 0660/IEC 60947	3 A (at 240 V, AC15)

### General

Test voltage relay winding/relay contact	5 kV AC (50 Hz, 1 min.)
Mechanical service life	5 x 10 <sup>6</sup> cycles
Standards/regulations	DIN EN 61810-1
Standards/regulations	VDE 0435-201
Standards/regulations	EN 50178
Standards/regulations	IEC 62103

## classifications

### eCl@ss

eCl@ss 4.0	27371104
eCl@ss 4.1	27371104
eCl@ss 5.0	27371001
eCl@ss 5.1	27371001
eCl@ss 6.0	27371001
eCl@ss 7.0	27371001
eCl@ss 8.0	27371001

### ETIM

ETIM 2.0	EC000196
ETIM 3.0	EC000196
ETIM 4.0	EC000196
ETIM 5.0	EC000196

### UNSPSC

UNSPSC 6.01	30211916
-------------	----------

# Single relay - REL-MR- 24DC/21HC AU/MS - 2987927

## classifications

### UNSPSC

UNSPSC 7.0901	39121515
UNSPSC 11	39121515
UNSPSC 12.01	39121515
UNSPSC 13.2	39121515

## approvals

UL Recognized / VDE Zeichengenehmigung / cUL Recognized / cULus Recognized /

### Approval details

UL Recognized

VDE Zeichengenehmigung

Nominal voltage UN	
Nominal current IN	
mm <sup>2</sup> /AWG/kcmil	

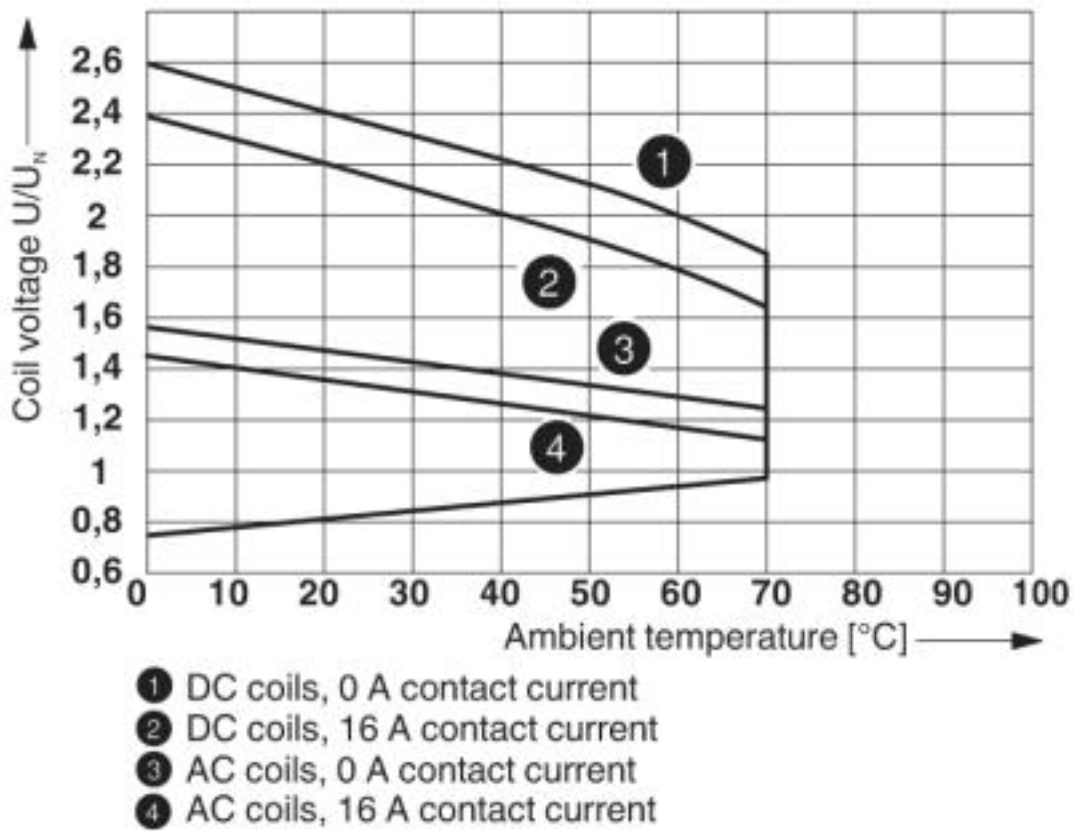
cUL Recognized

cULus Recognized

## Drawings

# Single relay - REL-MR- 24DC/21HC AU/MS - 2987927

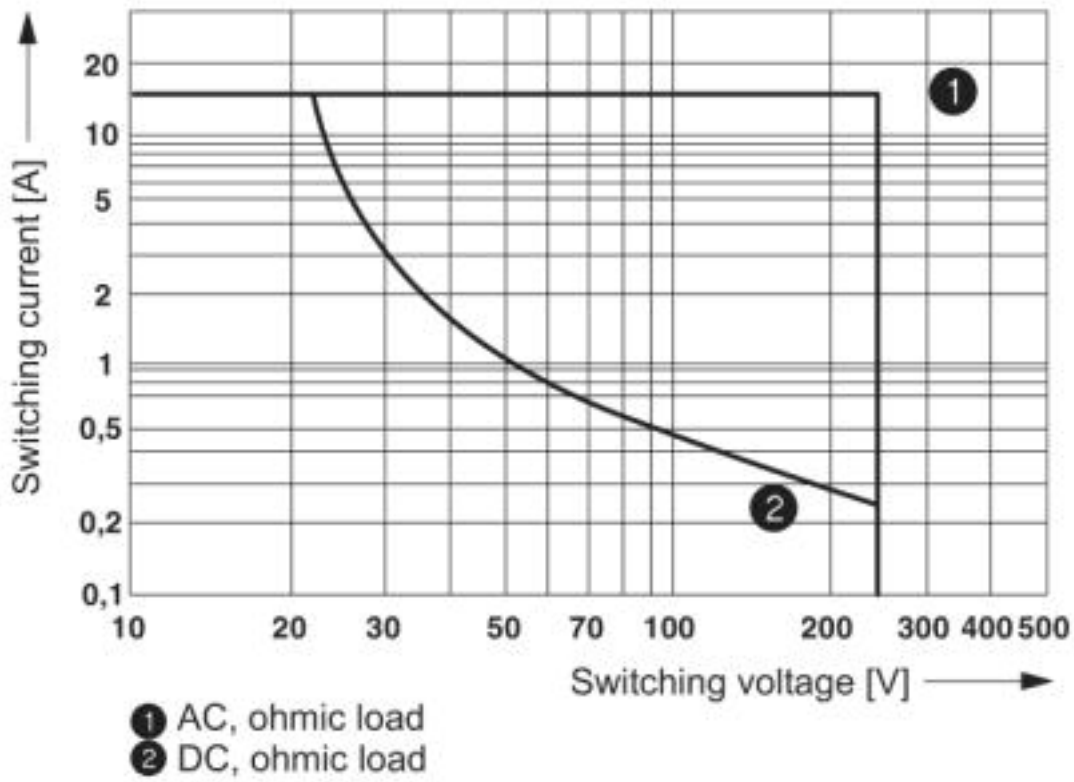
Diagram



Operating voltage range

# Single relay - REL-MR- 24DC/21HC AU/MS - 2987927

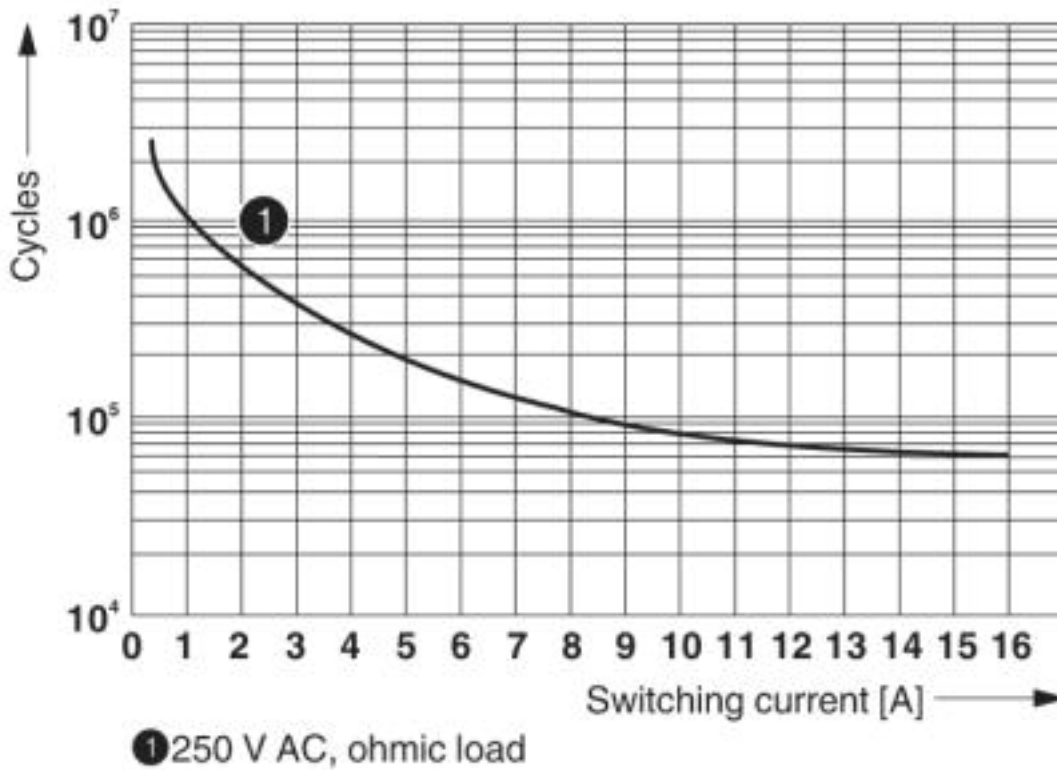
Diagram



Interrupting rating

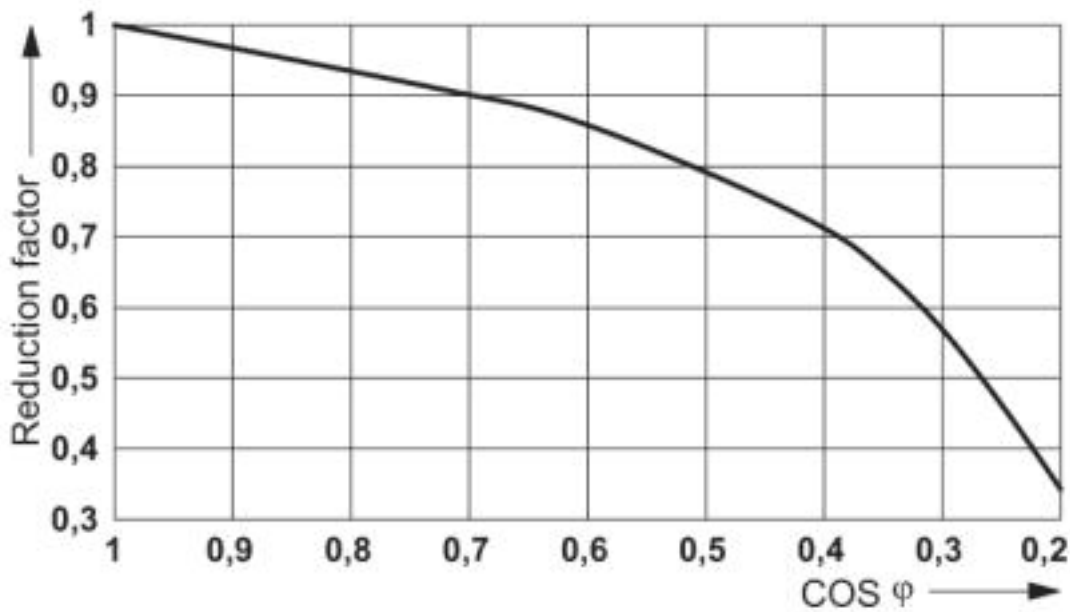
# Single relay - REL-MR- 24DC/21HC AU/MS - 2987927

Diagram



Electrical service life

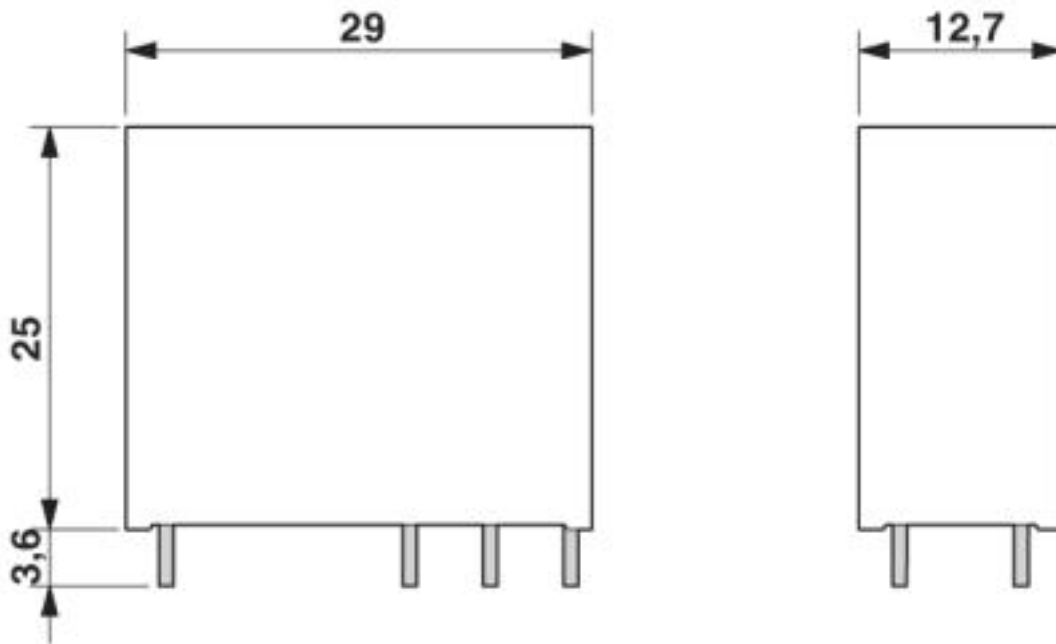
Diagram



Service life reduction factor with various cos phi

# Single relay - REL-MR- 24DC/21HC AU/MS - 2987927

Dimensioned drawing



Circuit diagram

