

1

2

3

4

5

TECHNICAL CHARACTERISTICS

MATERIAL

INSULATOR MATERIAL: PET (WHITE)
 SUPPORT TAPE: PET (BLUE)
 CONTACT MATERIAL: COPPER
 CONTACT PLATING: TIN
 QUALITY CLASS: 20 MATING CYCLES MIN.
 PITCH: 0.50 MM

ENVIRONMENTAL

OPERATING TEMPERATURE: -30°C UP TO 85°C
 HEAT RESISTANCE: 105°C x 95 HRS
 FLAMMABILITY RATING UL SUB.758
 MOISTURE RESISTANCE: 40°C, 95% RH x 96 HRS
 COMPLIANCE: LEAD FREE AND ROHS

ELECTRICAL

CURRENT RATING: 0.5A MAX
 WORKING VOLTAGE: 60V
 INSULATION RESISTANCE: >1000 MOHM/M (500 VDC)
 DIELECTRIC STRENGTH: 500 VAC/MN NO BREAKDOWN
 CONDUCTOR RESISTANCE: <0.33 OHM/M
 CONTACT RESISTANCE: <20 MOHMS

STANDARD

 CERTIFIED: E328849

MECHANICAL

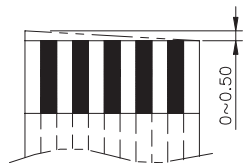
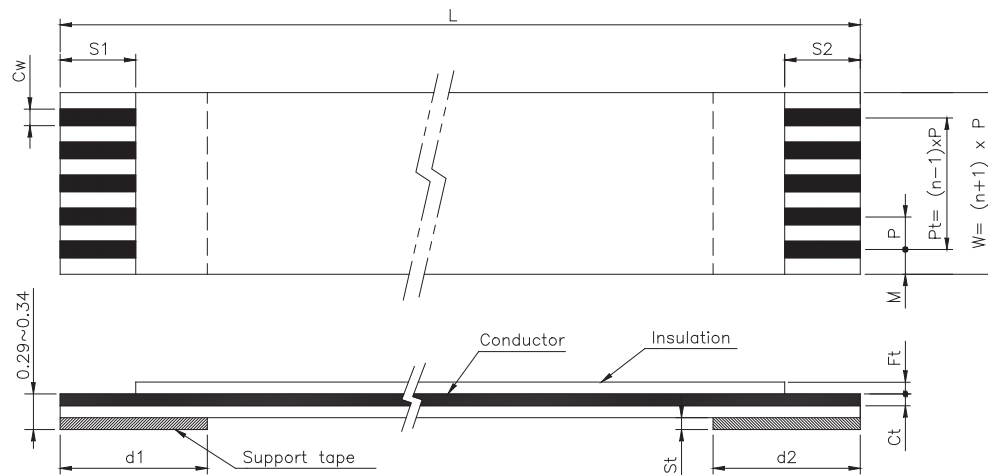
ELONGATION OF INSULATOR: >60 %
 TENSILE STRENGTH OF INSULATION: >3.5KG/MM²
 FLEXING TEST: 180° >20 TIMES
 ABRASION: >10000 TIMES
 PULL/OUT: >20 TIMES

PACKAGING

BAG

DIMENSION & TOLERANCE

W = (N+1) x P
 Pt = (N-1) x P



Tolerance of Cutting Tilt

TOLERANCE:

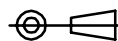
Abbr.	TOLERANCE				
	P=0.5	P=0.8	P=1.0	P=1.25	P=2.54
P	±0.05	±0.08	±0.08	±0.10	±0.20
Pt	±0.08	±0.10	±0.10	±0.15	+0.2 -0.4
W	±0.08	±0.10	±0.10	±0.20	+0.2 -0.4
M	±0.08	±0.12	±0.12	±0.20	±0.30
Cw	±0.02	±0.03	±0.03	±0.03	±0.04
L	(30~100)±3, (101~300)±5, (301~600)±10, (Length more than 601mm)±15mm				

No. of PIN	Dimension													
	P	Pt	L	W	M	Cw	Ct±0.01	S1±1.0	S2±1.0	d1±2.0	d2±2.0	Ft±0.01	St±0.01	
XX	0.5	(XX - 1) x P	LLL	(XX + 1) x P	0.5	0.3	0.035	4.0	4.0	8.0	8.0	0.043	0.225	

RoHS Compliant

G	F	E	D	C	B	A	REV
		27-FEB-12	02-SEPT-11	28-SEP-10	27-OCT-09	03-FEB-09	DATE
			MARKING	TEMPERATURE	STANDARD	PDF	FILE
			GG	GG	JP	CH	BY

PROJECTION:



GENERAL TOLERANCE

.X = +/_ 0.2

.XX = +/_ 0.15

APPROVAL: RJ

UNIT: MM

SCALE:

SHEET: 1/1

DRAW: CH



DESCRIPTION: 0.50MM FLAT FLEXIBLE CABLE TYPE 1

XX NB OF PIN: / LLL OVERALL LENGTH: MM

WERI PART NO: 687 6 002

XX LLL

SIZE

A4