

# Contact insert - HC-B 24-I-UT-M-48 - 1584936

Please be informed that the data shown in this PDF Document is generated from our Online Catalog. Please find the complete data in the user's documentation. Our General Terms of Use for Downloads are valid (<http://download.phoenixcontact.com>)



HEAVYCON male insert, B24 series, 24-pos., 25 ... 48 printed, screw connection. PE connection via tension sleeve technology.

## Product Features

- For fast coding with plastic profile
- PE connection using tension sleeve technology

## Key commercial data

<b>package_quantity</b>	10
<b>GTIN</b>	4046356156141

## Technical data

### General

<b>Note</b>	For HEAVYCON-ADVANCE of B24 type and HEAVYCON housing of B24/B48 type Plug-in connections may only be operated only when there is no load/voltage.
<b>Connection method</b>	Screw connection
<b>Tightening torque</b>	0.5 Nm ... 0.8 Nm
<b>Pollution degree</b>	3
<b>Surge voltage category</b>	III
<b>Constructional and testing regulations</b>	DIN EN 61984
<b>Constructional and testing regulations</b>	DIN EN 60664
<b>Constructional and testing regulations</b>	IEC 60352
<b>Number of positions</b>	24+PE
<b>Insertion/withdrawal cycles</b>	≥ 500
<b>Design</b>	B24
<b>Connection in acc. with standard</b>	IEC / EN
<b>Conductor cross section</b>	0.5 mm <sup>2</sup> ... 2.5 mm <sup>2</sup>
<b>Connection cross section AWG</b>	20 ... 14
<b>Stripping length of the individual wire</b>	8 mm
<b>Assembly instructions</b>	Coding also using the CP-HC (1686478) coding profiles. HC-B6../HC-B10..for two coding profiles. HC-B16../HC-B24..for four coding profiles.
<b>Connection</b>	Connectors may only be actuated when there is no load/voltage.

### Ambient conditions

# Contact insert - HC-B 24-I-UT-M-48 - 1584936

## Technical data

### Ambient conditions

<b>Ambient temperature (operation)</b>	-40 °C ... 125 °C (including heating up of contacts)
--	--

### Material data

<b>Inflammability class according to UL 94</b>	V0
<b>Contact material</b>	Copper alloy
<b>Contact surface material</b>	Ag
<b>Contact carrier material</b>	PA

### Electrical characteristics

<b>Rated voltage (III/3)</b>	500 V
<b>Rated surge voltage</b>	6 kV
<b>Rated current</b>	16 A

## classifications

### eCl@ss

<b>eCl@ss 4.0</b>	272607xx
<b>eCl@ss 4.1</b>	27260701
<b>eCl@ss 5.0</b>	27143424
<b>eCl@ss 5.1</b>	27143424
<b>eCl@ss 6.0</b>	27143424
<b>eCl@ss 7.0</b>	27440209
<b>eCl@ss 8.0</b>	27440209

### ETIM

<b>ETIM 3.0</b>	EC000438
<b>ETIM 4.0</b>	EC000438
<b>ETIM 5.0</b>	EC000438

### UNSPSC

<b>UNSPSC 6.01</b>	30211923
<b>UNSPSC 7.0901</b>	39121522
<b>UNSPSC 11</b>	39121522
<b>UNSPSC 12.01</b>	39121522
<b>UNSPSC 13.2</b>	39121522

## approvals

---

CSA / UL Recognized / cUL Recognized / cULus Recognized /

---

### Approval details

# Contact insert - HC-B 24-I-UT-M-48 - 1584936

## approvals

<b>CSA</b>	
Nominal voltage UN	600 V
Nominal current IN	13 A
mm <sup>2</sup> /AWG/kcmil	22-14

<b>UL Recognized</b>	
Nominal voltage UN	600 V
Nominal current IN	13 A
mm <sup>2</sup> /AWG/kcmil	22-14

<b>cUL Recognized</b>	
Nominal voltage UN	600 V
Nominal current IN	13 A
mm <sup>2</sup> /AWG/kcmil	22-14

<b>cULus Recognized</b>	
-------------------------	--

## accessories

### Mounting material

HC-B-PES - 1604997



## Contact insert - HC-B 24-I-UT-M-48 - 1584936

accessories

HC-B-3PE - 1644326



HC-B-ZG - 1685327



HC-B-ZS - 1685330



### Coding element

CP-HC - 1686478



HC-CBU - 1676860



## Contact insert - HC-B 24-I-UT-M-48 - 1584936

accessories

HC-CB - 1772722



HC-CST - 1676857



### Plug assembly frame

HC-SMR-B24 - 1687985



### Plug mounting plate

HC-SMP 150-B24-AMQ - 1660944



### Docking frame

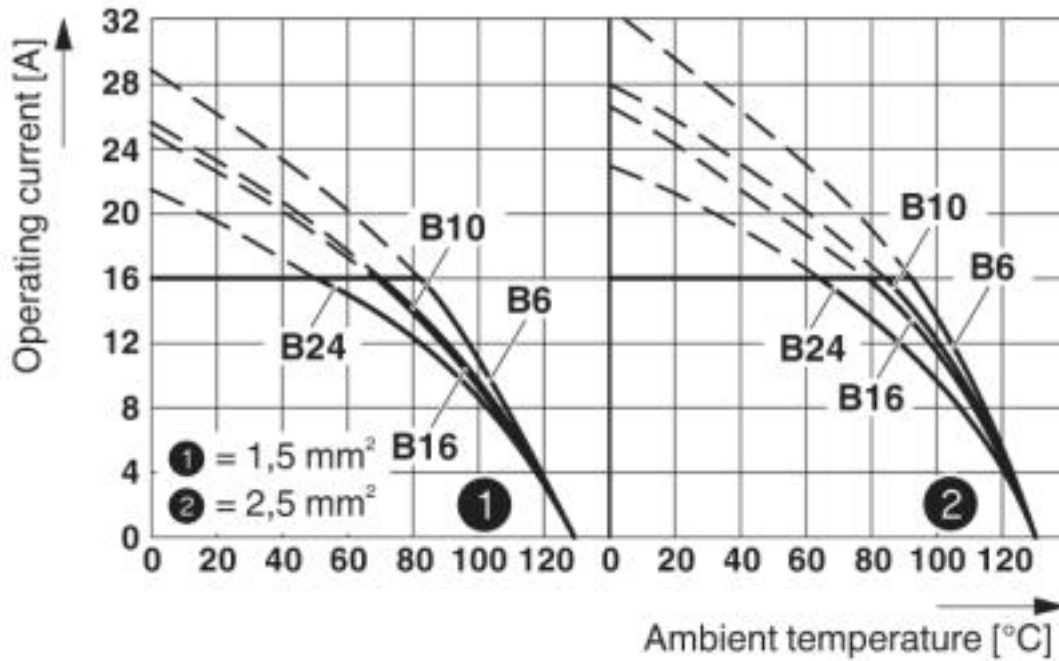
HC-B 24-ANDOCK - 1586141



# Contact insert - HC-B 24-I-UT-M-48 - 1584936

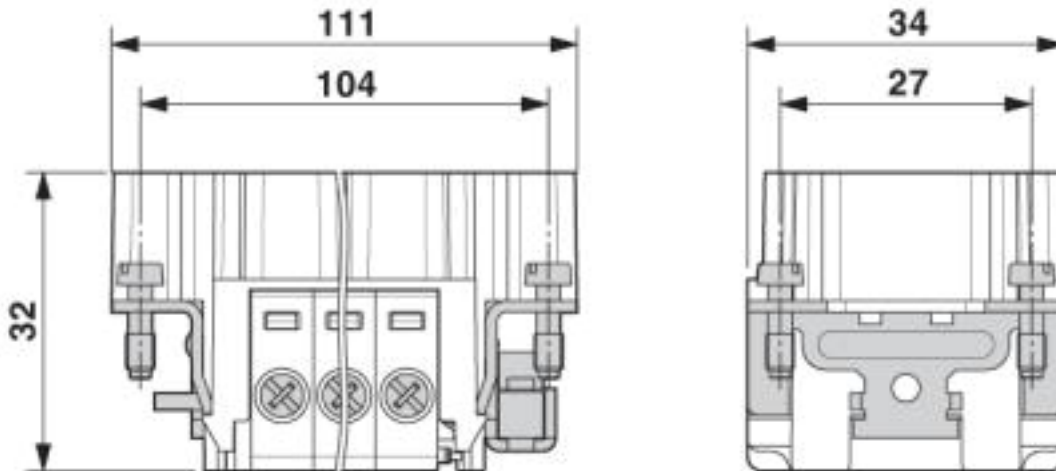
## Drawings

### Diagram



### Derating diagram

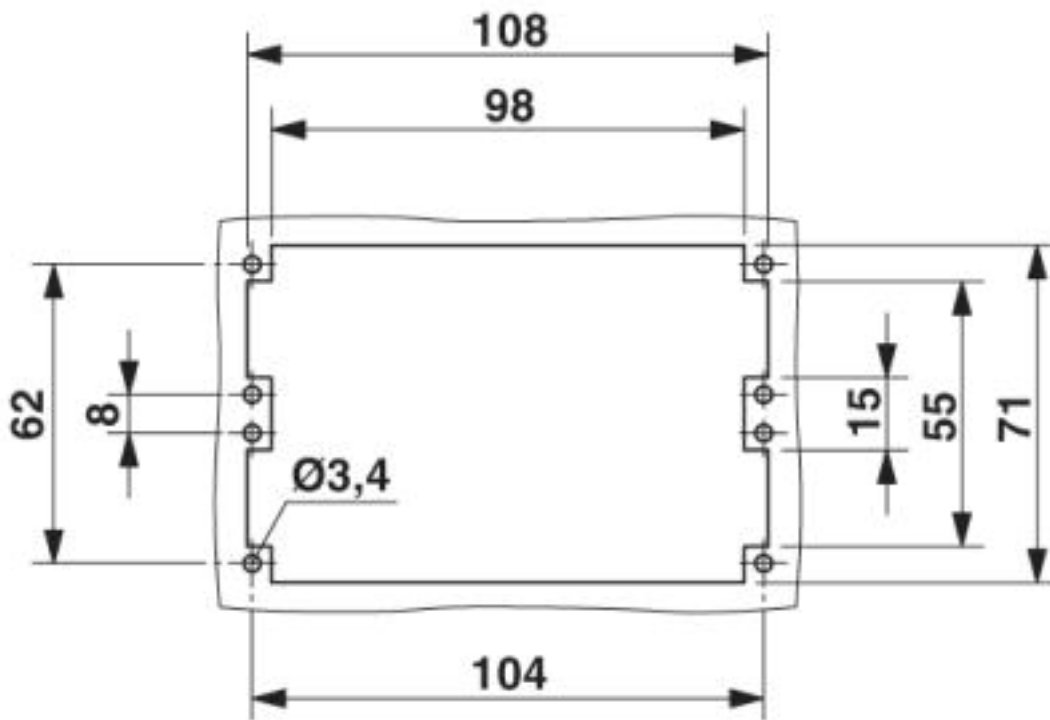
### Dimensioned drawing



### Male insert

# Contact insert - HC-B 24-I-UT-M-48 - 1584936


Dimensioned drawing



Panel cutout

# Contact insert - HC-B 24-I-UT-M-48 - 1584936

Schematic diagram



Connector pin assignment, connection side

© Phoenix Contact 2013 - all rights reserved  
<http://www.phoenixcontact.com>