

Feed-through terminal block - ST 2,5/ 1P - 3040012

Please be informed that the data shown in this PDF Document is generated from our Online Catalog. Please find the complete data in the user's documentation. Our General Terms of Use for Downloads are valid (<http://download.phoenixcontact.com>)



Feed-through terminal block, Connection method: Spring-cage/plug-in connection, Cross section: 0.08 mm² - 4 mm², AWG: 28 - 12, Width: 5.2 mm, Color: gray, Mounting type: NS 35/7,5, NS 35/15

Product Features

- Tested for railway applications
- The plug-in ST-COMBI spring-cage terminal block series combines the system advantages of the ST standard terminal block series with those of the COMBI plug-in system

Key commercial data

package_quantity	50
GTIN	4017918832612

Technical data

General

Number of levels	1
Number of connections	2
Color	gray
Insulating material	PA
Inflammability class according to UL 94	V0
Area of application	Railway industry
Area of application	Mechanical engineering
Area of application	Plant engineering

General

Maximum load current	24 A (For 4 mm ² conductor cross section, see derating curve)
Rated surge voltage	6 kV
Pollution degree	3
Surge voltage category	III
Insulating material group	I
Connection in acc. with standard	IEC 61984
Nominal current I _N	24 A (see derating curve)
Nominal voltage U _N	500 V
Open side panel	ja
Insertion/withdrawal cycles mechanical	100
Surge voltage test setpoint	7.3 kV

Feed-through terminal block - ST 2,5/ 1P - 3040012

Technical data

General

Result of surge voltage test	Test passed
Bending test rotation speed	10 rpm
Bending test turns	135
Bending test conductor cross section/weight	0.08 mm ² / 0.1 kg
Bending test conductor cross section/weight	2.5 mm ² / 0.7 kg
Bending test conductor cross section/weight	4 mm ² / 0.9 kg
Result of bending test	Test passed
Conductor cross section tensile test	0.08 mm ²
Tractive force setpoint	5 N
Conductor cross section tensile test	2.5 mm ²
Tractive force setpoint	50 N
Conductor cross section tensile test	4 mm ²
Tractive force setpoint	60 N
Tensile test result	Test passed
Tight fit on carrier	NS 35
Setpoint	1 N
Result of tight fit test	Test passed
Conductor cross section short circuit testing	2.5 mm ²
Short-time current	0.3 kA
Conductor cross section short circuit testing	4 mm ²
Short-time current	0.48 kA
Short circuit stability result	Test passed
Proof of thermal characteristics (needle flame) effective duration	30 s
Result of thermal test	Test passed
Test specification, oscillation, broadband noise	DIN EN 50155 (VDE 0115-200):2008-03
Test spectrum	Service life test category 1, class B, body mounted
Test frequency	f ₁ = 5 Hz to f ₂ = 150 Hz
ASD level	0.02 g ² /Hz
Acceleration	0.8 g
Test duration per axis	5 h
Test directions	X-, Y- and Z-axis
Oscillation, broadband noise test result	Test passed
Test specification, shock test	DIN EN 50155 (VDE 0115-200):2008-03
Shock form	Half-sine
Acceleration	5 g
Shock duration	30 ms
Number of shocks per direction	3
Test directions	X-, Y- and Z-axis (pos. and neg.)
Shock test result	Test passed
Temperature index, insulating material (DIN EN 60216-1 (VDE 0304-21))	120 °C

Feed-through terminal block - ST 2,5/ 1P - 3040012

Technical data

General

Static insulating material application in cold	-60 °C
--	--------

Dimensions

Width	5.2 mm
Length	48.5 mm
Height NS 35/7,5	36.5 mm
Height NS 35/15	44 mm

Connection data

Conductor cross section solid min.	0.08 mm ²
Conductor cross section solid max.	4 mm ²
Conductor cross section AWG/kcmil min.	28
Conductor cross section AWG/kcmil max	12
Conductor cross section stranded min.	0.08 mm ²
Conductor cross section stranded max.	2.5 mm ²
Min. AWG conductor cross section, stranded	28
Max. AWG conductor cross section, stranded	14
Conductor cross section stranded, with ferrule without plastic sleeve min.	0.14 mm ²
Conductor cross section stranded, with ferrule without plastic sleeve max.	2.5 mm ²
Conductor cross section stranded, with ferrule with plastic sleeve min.	0.14 mm ²
Conductor cross section stranded, with ferrule with plastic sleeve max.	2.5 mm ²
2 conductors with same cross section, stranded, TWIN ferrules with plastic sleeve, max.	0.5 mm ²
Connection method	Spring-cage/plug-in connection
Minimum stripping length	8 mm
Maximum stripping length	10 mm
Internal cylindrical gage	A3

classifications

eCl@ss

eCl@ss 4.0	27141117
eCl@ss 4.1	27141117
eCl@ss 5.0	27141120
eCl@ss 5.1	27141120
eCl@ss 6.0	27141120
eCl@ss 7.0	27141120
eCl@ss 8.0	27141120

ETIM

ETIM 2.0	EC000897
----------	----------

Feed-through terminal block - ST 2,5/ 1P - 3040012

classifications

ETIM

ETIM 3.0	EC000897
ETIM 4.0	EC000897
ETIM 5.0	EC000897

UNSPSC

UNSPSC 6.01	30211811
UNSPSC 7.0901	39121410
UNSPSC 11	39121410
UNSPSC 12.01	39121410
UNSPSC 13.2	39121410

approvals

CSA / UL Recognized / VDE Gutachten mit Fertigungsüberwachung / cUL Recognized / GOST / LR / GL / BV / DNV / RS / IECCEB Scheme / GOST / CSA / cULus Recognized /

Approval details

CSA		
Usegroups	B	C
Nominal voltage UN	300 V	300 V
Nominal current IN	20 A	20 A
mm ² /AWG/kcmil	24-12	24-12

UL Recognized			
Usegroups	B	C	D
Nominal voltage UN	300 V	300 V	600 V
Nominal current IN	20 A	20 A	5 A
mm ² /AWG/kcmil	28-12	28-12	28-12

VDE Gutachten mit Fertigungsüberwachung	
Nominal voltage UN	500 V
Nominal current IN	
mm ² /AWG/kcmil	0.2-4

Feed-through terminal block - ST 2,5/ 1P - 3040012

approvals

cUL Recognized

Usegroups	B	C	D
Nominal voltage UN	300 V	300 V	600 V
Nominal current IN	20 A	20 A	5 A
mm ² /AWG/kcmil	28-12	28-12	28-12

GOST

LR

GL

BV

DNV

RS


IECEE CB Scheme

Nominal voltage UN	500 V
Nominal current IN	
mm ² /AWG/kcmil	0.2-4

Usegroups	B	C	D
Nominal voltage UN	300 V	300 V	600 V
Nominal current IN	20 A	20 A	5 A
mm ² /AWG/kcmil	24-12	24-12	24-12

Feed-through terminal block - ST 2,5/ 1P - 3040012

approvals

cULus Recognized  US

accessories

End cover

D-ST 2,5 - 3030417



D-ST 2,5-0,8 OG - 3030511



DP PS-5 - 3036725



Partition plate

ATP-ST 4 - 3030721



Coding element

Feed-through terminal block - ST 2,5/ 1P - 3040012

accessories

PC - 3040588



Screwdriver tools

SZF 1-0,6X3,5 - 1204517



Labeled terminal marker

WST 2,5 - 3030941



ZB 5 CUS - 0824962



UC-TM 5 CUS - 0824581



Feed-through terminal block - ST 2,5/ 1P - 3040012

accessories

UCT-TM 5 CUS - 0829595



ZBF 5 CUS - 0825025



UC-TMF 5 CUS - 0824638



UCT-TMF 5 CUS - 0829658



Flange

ST 2,5/1P-F - 3209837



Feed-through terminal block - ST 2,5/ 1P - 3040012

accessories

ST 2,5/1P-FS - 3061376



Documentation

ST-IL - 3039900



Bridge

FBS 2-5 - 3030161



FBS 3-5 - 3030174



FBS 4-5 - 3030187



Feed-through terminal block - ST 2,5/ 1P - 3040012

accessories

FBS 5-5 - 3030190



FBS 10-5 - 3030213



FBS 20-5 - 3030226



FBS 50-5 - 3038930



RB ST (2,5/4)-1,5 - 3038943



FBS 3-5 BU - 3036880



Feed-through terminal block - ST 2,5/ 1P - 3040012

accessories

FBS 4-5 BU - 3036893



FBS 5-5 BU - 3036903



FBS 10-5 BU - 3036916



FBS 20-5 BU - 3036929



FBS 50-5 BU - 3032114



Feed-through terminal block - ST 2,5/ 1P - 3040012

accessories

FBS 2-5 GY - 3038969



FBS 3-5 GY - 3038972



FBS 4-5 GY - 3038985



FBS 5-5 GY - 3038998



FBS 10-5 GY - 3039007



FBS 20-5 GY - 3038671



Feed-through terminal block - ST 2,5/ 1P - 3040012

accessories

FBS 50-5 GY - 3032127



Mounting rail

NS 35/ 7,5 PERF 2000MM - 0801733



NS 35/ 7,5 UNPERF 2000MM - 0801681



NS 35/ 7,5 WH PERF 2000MM - 1204119



NS 35/ 7,5 WH UNPERF 2000MM - 1204122



Feed-through terminal block - ST 2,5/ 1P - 3040012

accessories

NS 35/ 7,5 AL UNPERF 2000MM - 0801704



NS 35/ 7,5 ZN PERF 2000MM - 1206421



NS 35/ 7,5 ZN UNPERF 2000MM - 1206434



NS 35/ 7,5 CU UNPERF 2000MM - 0801762



NS 35/ 7,5 CAP - 1206560



Terminal marking

Feed-through terminal block - ST 2,5/ 1P - 3040012

accessories

ZB 5 :UNBEDRUCKT - 1050004



UC-TM 5 - 0818108



UCT-TM 5 - 0828734



ZBF 5:UNBEDRUCKT - 0808642



UC-TMF 5 - 0818153



UCT-TMF 5 - 0828744



Feed-through terminal block - ST 2,5/ 1P - 3040012

accessories

Test plug terminal block

MPS-MT - 0201744



PAI-4-FIX-5/6 BU - 3035975



PAI-4-FIX-5/6 OG - 3035974



PAI-4-FIX-5/6 YE - 3035977



PAI-4-FIX-5/6 RD - 3035976



Feed-through terminal block - ST 2,5/ 1P - 3040012

accessories

PAI-4-FIX-5/6 GN - 3035978



PAI-4-FIX-5/6 BK - 3035980



PAI-4-FIX-5/6 GY - 3035982



PAI-4-FIX-5/6 VT - 3035979



PAI-4-FIX-5/6 BN - 3035981



PS-5 - 3030983



Feed-through terminal block - ST 2,5/ 1P - 3040012

accessories

PS-5/2,3MM RD - 3038723



Insulating sleeve

MPS-IH WH - 0201663



MPS-IH RD - 0201676



MPS-IH BU - 0201689



MPS-IH YE - 0201692



Feed-through terminal block - ST 2,5/ 1P - 3040012

accessories

MPS-IH GN - 0201702



MPS-IH GY - 0201728



MPS-IH BK - 0201731



ISH 2,5/0,2 - 3002843



ISH 2,5/0,5 - 3002856



ISH 2,5/1,0 - 3002869

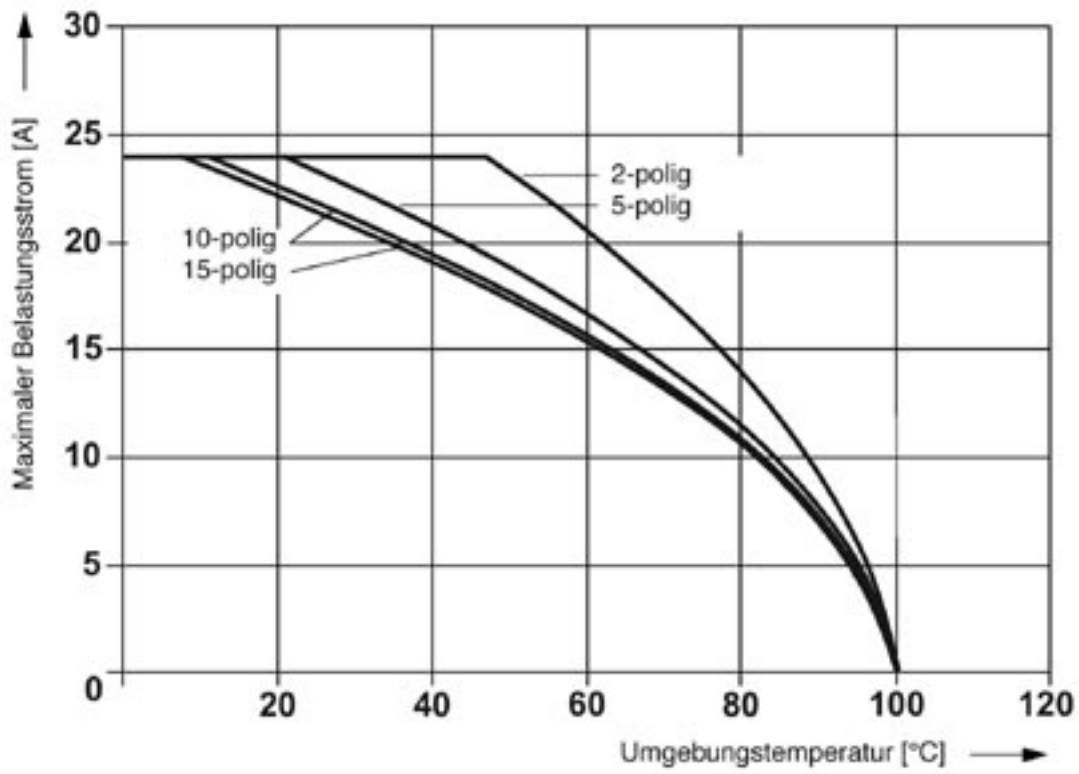


Feed-through terminal block - ST 2,5/ 1P - 3040012

accessories

Drawings

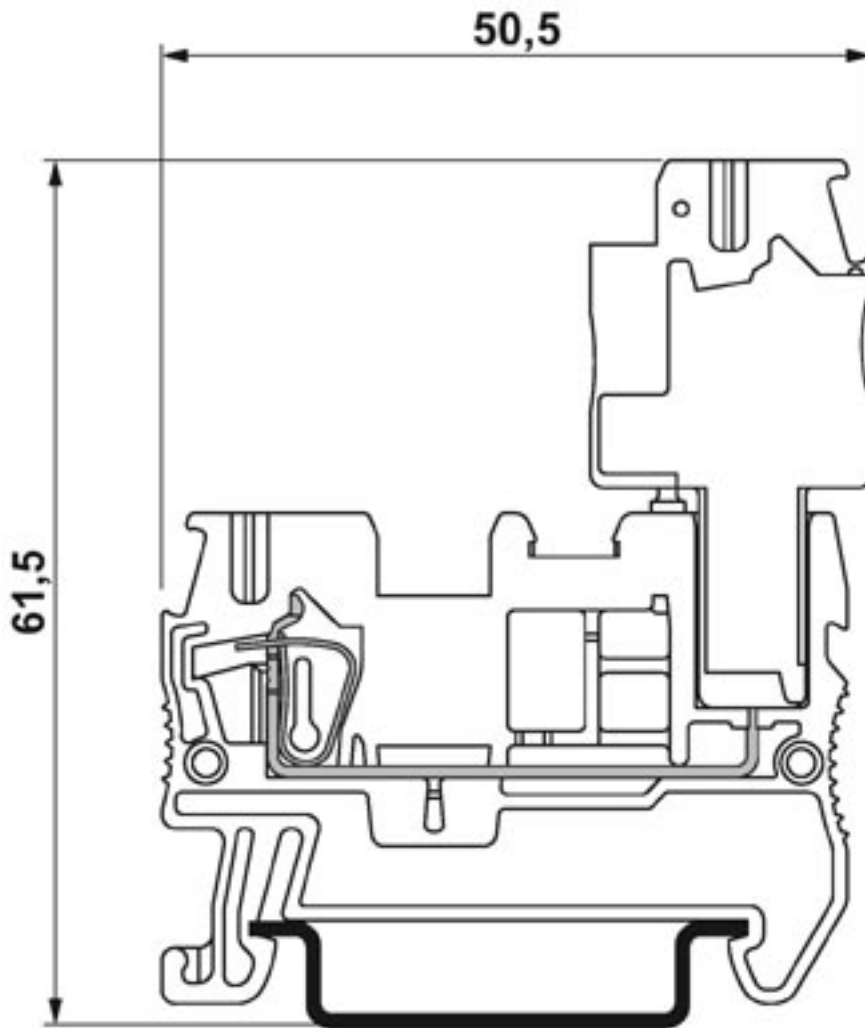
Diagram



Applies to all male connector variants SP...

Feed-through terminal block - ST 2,5/ 1P - 3040012

Dimensioned drawing



Circuit diagram



