

Ad16 Series Pilot Lamp

Product Overview

Ad16 series pilot lamp only use LED lamp as the light source. The advantage have: long life, gentle weight, small cubage, save energy. It is the advanced product of all kinds of the incandescence lamp and the neon lamp of the XD type. The cover of the lamp is made of PC material, and have good shock resistance. It can be used as indication pilot light, accident signal and other signals in the circuits of such equipment as telecommunication.

Specifications

- ⊙ Electrical Life ≥ 30000 hours
- ⊙ Permitted Voltage $\pm 20\%$ ($\geq 110V$)
- ⊙ Dielectric Strength: $2.5kV(AC\ RMS)$, $1min$
- ⊙ Usage Frequency (AC): $50 \sim 60Hz$
- ⊙ Rated Operating Current: $\leq 20mA$
- ⊙ Brightness: $\geq 100cd/m^2$
- ⊙ Comparative Tracking Index $CT1 \geq 100$, flame retardant
- ⊙ Insulation Resistance: $U_i \leq 60V, 5M\Omega$; $60V < U_i \leq 660V, 50M\Omega$
- ⊙ Light Color: red, green, yellow, white, blue, orange
- ⊙ Operating Temperature: $-25^\circ C \sim 55^\circ C$

Implication of Type

AD16	-	★	■	□	/	△	/	▲	/	●	/
Code of series	The installation dimension of the neck; 16: $\Phi 16mm$ 22: $\Phi 22mm$	The design code (A,B,C……) express different type of the same neck dimension) M buzzer S flicker SM flicker buzzer SS Dual- color lamp	S expresses the super short type, the standard type is without letter.	Color of pilot lamp: R red G green Y yellow O orange W white B blue	Voltage	K expresses anti-interference type, the normal type is without letter.					

Diagram of Interior Connection

	AC/DC Type Pilot Lamp	AC Type Pilot Lamp	AC/DC Type Dual-color Lamp	AC Type Dual-color Lamp
Normal Type				
Anti-interference Type				


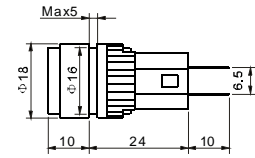

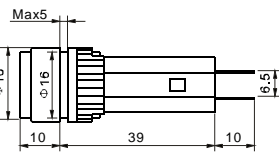

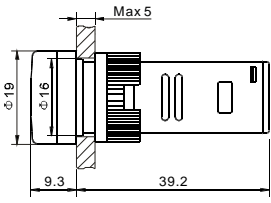

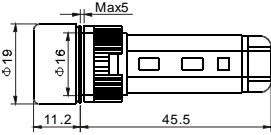
Note: 1. AC/DC type pilot lamp is resistor step-down form; AC type pilot lamp is capacitor step-down form.

2. When voltage is 110V or above it, the temperature of outer shell of AC/DC type pilot lamp is higher than AC type pilot lamp.

Attentions


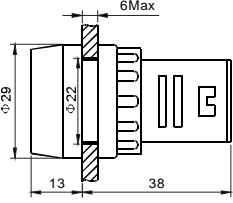

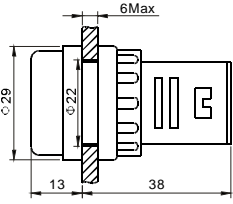

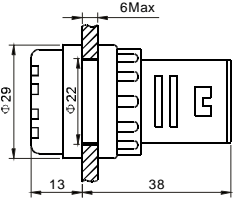

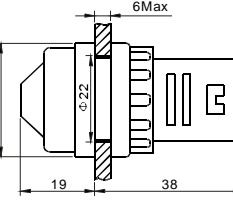

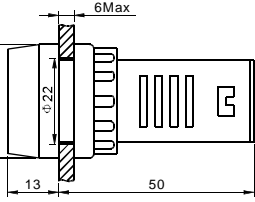

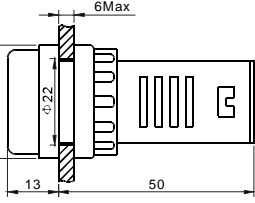
1. The frequency of AC type pilot lamp is $50 \sim 60Hz$. If work in other frequency ranges, it will be broken.
2. The common threshold value of anti-interference pilot lamp is below $40V$; and if you need higher threshold value please tell us. We suggest that the threshold value shouldn't be too high. Please check the routing if the interference voltage is too high.
3. Connection error is not allowable to AC type dual-color light, otherwise pilot lamp will be broken.
4. Avoid using welding mode to connect lines as possible and you should use general plug ($2.5 \times 0.8mm$) to connect and wear the protective sleeve. If you need to weld, please finish it in 3 seconds by the electric iron which is below $30W$ and don't exert external force on terminals.


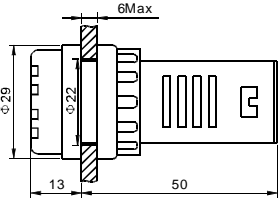

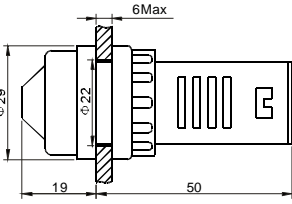

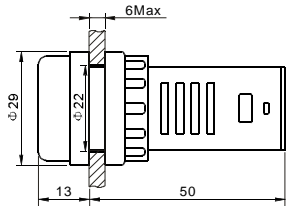

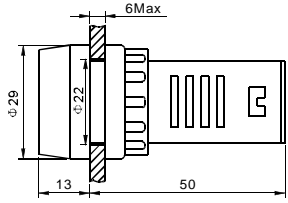
Product Cutline(Φ16)

Shape	Type Number	Color	Operating Voltage	Shape & Dimensions	Remarks
Φ16A 	AD16-16A/△/▲	R G Y B W	AC/DC 6V AC/DC 12V AC/DC 24V AC/DC 36V AC/DC 48V		Pin terminal
Φ16B 	AD16-16B/△/▲	R G Y B W	AC/DC 110V AC/DC 230V AC/DC 380V AC 110V AC 230V AC 380V		Pin terminal
Φ16E 	AD16-16E/△/▲	R G Y O B W	AC/DC 6V AC/DC 12V AC/DC 24V AC/DC 36V AC/DC 48V AC/DC 110V AC/DC 230V AC/DC 380V		Ⓞ Screw terminal Ⓞ Electric Shock Protection Structure
Φ16 Flicker Buzzer 	AD16-16M/▲	Buzzer	AC/DC 110V AC/DC 230V AC/DC 380V AC 110V AC 230V AC 380V		Sound Intensity: Volume ≥80dB(10cm) Continuous Buzz Incontinuous Buzz Ie≤28mA Frequency 2300±300Hz
	AD16-16S/▲	Flicker Lamp			
	AD16-16SM/▲	Flicker Buzzer			

Ad16 Series Pilot Lamp

Product Cutline(Φ22)

Shape	Type Number	Color	Operating Voltage	Shape & Dimensions	Remarks
Φ22BS (super short type) 	AD16-22BS/Δ/▲	R G Y O B W			<ul style="list-style-type: none"> ⊙ Screw Type Connection ⊙ Electric Shock Protection Structure
Φ22DS (super short type) 	AD16-22DS/Δ/▲/⊙	R G Y O B W			<ul style="list-style-type: none"> ⊙ Screw Type Connection ⊙ Electric Shock Protection Structure
Φ22ES (super short type) 	AD16-22ES/Δ/▲	R G Y O B W	AC/DC 6V AC/DC 12V AC/DC 24V AC/DC 36V AC/DC 48V AC/DC 110V		<ul style="list-style-type: none"> ⊙ Screw Type Connection ⊙ Electric Shock Protection Structure
Φ22HS (super short type) 	AD16-22HS/Δ/▲	R G Y O B W	AC/DC 230V AC/DC 380V AC 110V AC 230V AC 380V		<ul style="list-style-type: none"> ⊙ Screw Type Connection ⊙ Electric Shock Protection Structure
Φ22B 	AD16-22B/Δ/▲/●	R G Y O B W			<ul style="list-style-type: none"> ⊙ Screw Type Connection ⊙ Electric Shock Protection Structure ⊙ Anti-interference type can be customized.
Φ22D 	AD16-22D/Δ/▲/●/⊙	R G Y O B W			<ul style="list-style-type: none"> ⊙ Screw Type Connection ⊙ Electric Shock Protection Structure ⊙ Anti-interference type can be customized.

Shape	Type Number	Color	Operating Voltage	Shape & Dimensions	Remarks
<p>Φ22E</p> 	AD16-22E /△/▲/●	<div style="display: flex; flex-direction: column; align-items: center;"> <div style="background-color: red; color: white; padding: 2px; margin-bottom: 2px;">R</div> <div style="background-color: green; color: white; padding: 2px; margin-bottom: 2px;">G</div> <div style="background-color: yellow; color: black; padding: 2px; margin-bottom: 2px;">Y</div> <div style="background-color: orange; color: black; padding: 2px; margin-bottom: 2px;">O</div> <div style="background-color: blue; color: white; padding: 2px; margin-bottom: 2px;">B</div> <div style="border: 1px solid black; padding: 2px; margin-bottom: 2px;">W</div> </div>	AC/DC 6V AC/DC 12V AC/DC 24V AC/DC 36V AC/DC 48V AC/DC 110V AC/DC 230V AC/DC 380V AC 110V AC 230V AC 380V		<ul style="list-style-type: none"> ⊙ Screw Type Connection ⊙ Electric Shock Protection Structure ⊙ Anti-interference type can be customized.
<p>Φ22H</p> 	AD16-22H /△/▲/●	<div style="display: flex; flex-direction: column; align-items: center;"> <div style="background-color: red; color: white; padding: 2px; margin-bottom: 2px;">R</div> <div style="background-color: green; color: white; padding: 2px; margin-bottom: 2px;">G</div> <div style="background-color: yellow; color: black; padding: 2px; margin-bottom: 2px;">Y</div> <div style="background-color: orange; color: black; padding: 2px; margin-bottom: 2px;">O</div> <div style="background-color: blue; color: white; padding: 2px; margin-bottom: 2px;">B</div> <div style="border: 1px solid black; padding: 2px; margin-bottom: 2px;">W</div> </div>			<ul style="list-style-type: none"> ⊙ Screw Type Connection ⊙ Electric Shock Protection Structure ⊙ Anti-interference type can be customized.
<p>Φ22 Two-color Pilot Lamp</p> 	AD16-22SS /△/▲/●	<div style="display: flex; flex-direction: column; align-items: center;"> <div style="background-color: red; color: white; padding: 2px; margin-bottom: 2px;">R</div> <div style="background-color: green; color: white; padding: 2px; margin-bottom: 2px;">G</div> </div>			<ul style="list-style-type: none"> ⊙ Screw Type Connection ⊙ Electric Shock Protection Structure ⊙ Anti-interference type can be customized. ⊙ Other color types can be customized.
<p>Φ22 Flicker Buzzer</p> 	AD16-22M/▲ AD16-22S/▲ AD16-22SM/▲	Buzzer Flicker Lamp Flicker Buzzer			Sound Intensity: Volume ≥80 dB(10cm) Continuous Buzz Incontinuous Buzz Ie≤28mA Frequency 2300±300Hz