

## Ad16 Series Pilot Lamp

### Product Overview

Ad16 series pilot lamp only use LED lamp as the light source. The advantage have: long life, gentle weight, small cubage, save energy. It is the advanced product of all kinds of the incandescence lamp and the neon lamp of the XD type. The cover of the lamp is made of PC material, and have good shock resistance. It can be used as indication pilot light, accident signal and other signals in the circuits of such equipment as telecommunication.

### Specifications

- ⊙ Electrical Life  $\geq 30000$  hours
- ⊙ Permitted Voltage  $\pm 20\%$  ( $\geq 110V$ )
- ⊙ Dielectric Strength:  $2.5kV(AC\ RMS)$ ,  $1min$
- ⊙ Usage Frequency (AC):  $50 \sim 60Hz$
- ⊙ Rated Operating Current:  $\leq 20mA$
- ⊙ Brightness:  $\geq 100cd/m^2$
- ⊙ Comparative Tracking Index  $CT1 \geq 100$ , flame retardant
- ⊙ Insulation Resistance:  $U_i \leq 60V, 5M\Omega$ ;  $60V < U_i \leq 660V, 50M\Omega$
- ⊙ Light Color: red, green, yellow, white, blue, orange
- ⊙ Operating Temperature:  $-25^\circ C \sim 55^\circ C$

### Implication of Type

| AD16           | -   | ★  | ■  | □   | /       | △  | / | ▲ | / | ● | / |
|----------------|---|--|--|---|---------|--|---|---|---|---|---|
| Code of series | The installation dimension of the neck;<br>16: $\Phi 16mm$<br>22: $\Phi 22mm$ | The design code (A,B,C.....) express different type of the same neck dimension)<br>M buzzer<br>S flicker<br>SM flicker buzzer<br>SS Dual- color lamp | S expresses the super short type, the standard type is without letter. | Color of pilot lamp:<br>R red<br>G green<br>Y yellow<br>O orange<br>W white<br>B blue | Voltage | K expresses anti-interference type, the normal type is without letter. |   |   |   |   |   |

### Diagram of Interior Connection

|                        | AC/DC Type Pilot Lamp | AC Type Pilot Lamp | AC/DC Type Dual-color Lamp | AC Type Dual-color Lamp |
|------------------------|-----------------------|--------------------|----------------------------|-------------------------|
| Normal Type            |                       |                    |                            |                         |
| Anti-interference Type |                       |                    |                            |                         |


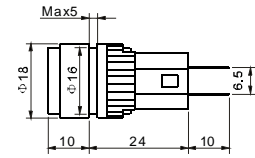

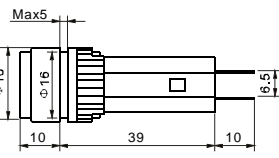

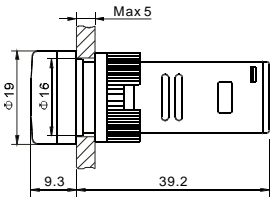

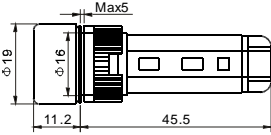
Note: 1. AC/DC type pilot lamp is resistor step-down form; AC type pilot lamp is capacitor step-down form.

2. When voltage is 110V or above it, the temperature of outer shell of AC/DC type pilot lamp is higher than AC type pilot lamp.

### Attentions


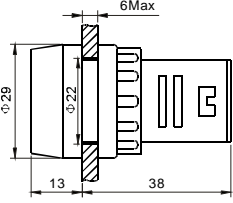

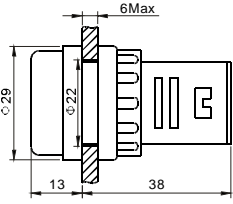

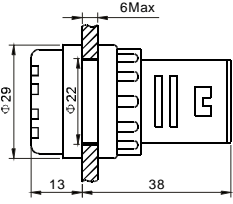

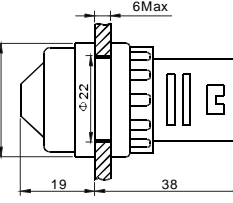

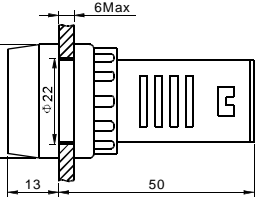

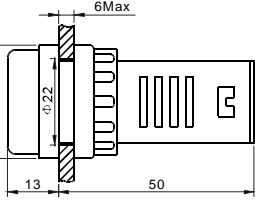
1. The frequency of AC type pilot lamp is  $50 \sim 60Hz$ . If work in other frequency ranges, it will be broken.
2. The common threshold value of anti-interference pilot lamp is below  $40V$ ; and if you need higher threshold value please tell us. We suggest that the threshold value shouldn't be too high. Please check the routing if the interference voltage is too high.
3. Connection error is not allowable to AC type dual-color light, otherwise pilot lamp will be broken.
4. Avoid using welding mode to connect lines as possible and you should using general plug ( $2.5 \times 0.8mm$ ) to connect and wear the protective sleeve. If you need to weld, please finish it in 3 seconds by the electric iron which is below  $30W$  and don't exert external force on terminals.


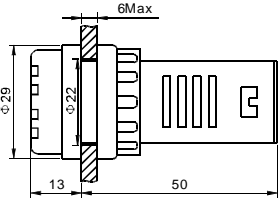

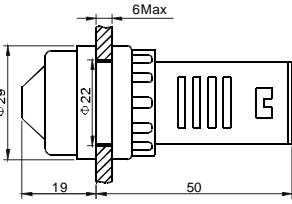

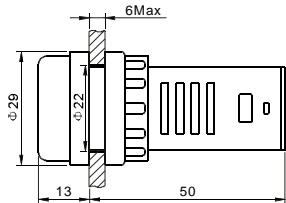

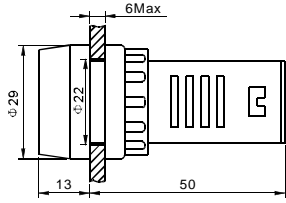
## Product Cutline(Φ16)

| Shape   | Type Number  | Color                      | Operating Voltage  | Shape & Dimensions  | Remarks   |
|---|--------------|----------------------------|--|---|---|
| Φ16A<br>                 | AD16-16A/△/▲ | R<br>G<br>Y<br>B<br>W      | AC/DC 6V<br>AC/DC 12V<br>AC/DC 24V<br>AC/DC 36V<br>AC/DC 48V   |    | Pin terminal  |
| Φ16B<br>                 | AD16-16B/△/▲ | R<br>G<br>Y<br>B<br>W      | AC/DC 110V<br>AC/DC 230V<br>AC/DC 380V<br>AC 110V<br>AC 230V<br>AC 380V                                |    | Pin terminal  |
| Φ16E<br>               | AD16-16E/△/▲ | R<br>G<br>Y<br>O<br>B<br>W | AC/DC 6V<br>AC/DC 12V<br>AC/DC 24V<br>AC/DC 36V<br>AC/DC 48V<br>AC/DC 110V<br>AC/DC 230V<br>AC/DC 380V |   | Ⓞ Screw terminal<br>Ⓞ Electric Shock Protection Structure   |
| Φ16 Flicker Buzzer<br> | AD16-16M/▲   | Buzzer                     | AC/DC 110V<br>AC/DC 230V<br>AC/DC 380V<br>AC 110V<br>AC 230V<br>AC 380V                                |  | Sound Intensity:<br>Volume<br>≥80dB(10cm)<br>Continuous Buzz<br>Incontinuous Buzz<br>Ie≤28mA<br>Frequency<br>2300±300Hz |
|   | AD16-16S/▲   | Flicker Lamp               |  |   |   |
|   | AD16-16SM/▲  | Flicker Buzzer             |  |   |   |

# Ad16 Series Pilot Lamp

## Product Outline(Φ22)

| Shape   | Type Number      | Color                      | Operating Voltage  | Shape & Dimensions  | Remarks   |
|---|------------------|----------------------------|--|---|---|
| Φ22BS (super short type)<br>   | AD16-22BS/Δ/▲    | R<br>G<br>Y<br>O<br>B<br>W |  |    | <ul style="list-style-type: none"> <li>⊙ Screw Type Connection</li> <li>⊙ Electric Shock Protection Structure</li> </ul>  |
| Φ22DS (super short type)<br>   | AD16-22DS/Δ/▲/⊙  | R<br>G<br>Y<br>O<br>B<br>W |  |    | <ul style="list-style-type: none"> <li>⊙ Screw Type Connection</li> <li>⊙ Electric Shock Protection Structure</li> </ul>  |
| Φ22ES (super short type)<br> | AD16-22ES/Δ/▲    | R<br>G<br>Y<br>O<br>B<br>W | AC/DC 6V<br>AC/DC 12V<br>AC/DC 24V<br>AC/DC 36V<br>AC/DC 48V<br>AC/DC 110V |   | <ul style="list-style-type: none"> <li>⊙ Screw Type Connection</li> <li>⊙ Electric Shock Protection Structure</li> </ul>  |
| Φ22HS (super short type)<br> | AD16-22HS/Δ/▲    | R<br>G<br>Y<br>O<br>B<br>W | AC/DC 230V<br>AC/DC 380V<br>AC 110V<br>AC 230V<br>AC 380V                  |  | <ul style="list-style-type: none"> <li>⊙ Screw Type Connection</li> <li>⊙ Electric Shock Protection Structure</li> </ul>  |
| Φ22B<br>                     | AD16-22B/Δ/▲/●   | R<br>G<br>Y<br>O<br>B<br>W |  |  | <ul style="list-style-type: none"> <li>⊙ Screw Type Connection</li> <li>⊙ Electric Shock Protection Structure</li> <li>⊙ Anti-interference type can be customized.</li> </ul> |
| Φ22D<br>                     | AD16-22D/Δ/▲/●/⊙ | R<br>G<br>Y<br>O<br>B<br>W |  |  | <ul style="list-style-type: none"> <li>⊙ Screw Type Connection</li> <li>⊙ Electric Shock Protection Structure</li> <li>⊙ Anti-interference type can be customized.</li> </ul> |

| Shape   | Type Number                             | Color   | Operating Voltage   | Shape & Dimensions  | Remarks   |
|---|---|---|---|---|---|
| <p>Φ22E</p>                        | AD16-22E<br>/△/▲/●                      | <div style="display: flex; flex-direction: column; align-items: center;"> <div style="background-color: red; color: white; padding: 2px; margin-bottom: 2px;">R</div> <div style="background-color: green; color: white; padding: 2px; margin-bottom: 2px;">G</div> <div style="background-color: yellow; color: black; padding: 2px; margin-bottom: 2px;">Y</div> <div style="background-color: orange; color: black; padding: 2px; margin-bottom: 2px;">O</div> <div style="background-color: blue; color: white; padding: 2px; margin-bottom: 2px;">B</div> <div style="border: 1px solid black; padding: 2px; margin-bottom: 2px;">W</div> </div> | AC/DC 6V<br>AC/DC 12V<br>AC/DC 24V<br>AC/DC 36V<br>AC/DC 48V<br>AC/DC 110V<br>AC/DC 230V<br>AC/DC 380V<br>AC 110V<br>AC 230V<br>AC 380V |    | <ul style="list-style-type: none"> <li>⊙ Screw Type Connection</li> <li>⊙ Electric Shock Protection Structure</li> <li>⊙ Anti-interference type can be customized.</li> </ul>   |
| <p>Φ22H</p>                        | AD16-22H<br>/△/▲/●                      | <div style="display: flex; flex-direction: column; align-items: center;"> <div style="background-color: red; color: white; padding: 2px; margin-bottom: 2px;">R</div> <div style="background-color: green; color: white; padding: 2px; margin-bottom: 2px;">G</div> <div style="background-color: yellow; color: black; padding: 2px; margin-bottom: 2px;">Y</div> <div style="background-color: orange; color: black; padding: 2px; margin-bottom: 2px;">O</div> <div style="background-color: blue; color: white; padding: 2px; margin-bottom: 2px;">B</div> <div style="border: 1px solid black; padding: 2px; margin-bottom: 2px;">W</div> </div> |   |     | <ul style="list-style-type: none"> <li>⊙ Screw Type Connection</li> <li>⊙ Electric Shock Protection Structure</li> <li>⊙ Anti-interference type can be customized.</li> </ul>   |
| <p>Φ22 Two-color Pilot Lamp</p>  | AD16-22SS<br>/△/▲/●                     | <div style="display: flex; align-items: center; gap: 10px;"> <div style="background-color: red; color: white; padding: 2px;">R</div> <div style="background-color: green; color: white; padding: 2px;">G</div> </div>   |   |   | <ul style="list-style-type: none"> <li>⊙ Screw Type Connection</li> <li>⊙ Electric Shock Protection Structure</li> <li>⊙ Anti-interference type can be customized.</li> <li>⊙ Other color types can be customized.</li> </ul> |
| <p>Φ22 Flicker Buzzer</p>        | AD16-22M/▲<br>AD16-22S/▲<br>AD16-22SM/▲ | Buzzer<br>Flicker Lamp<br>Flicker Buzzer  |   |  | Sound Intensity:<br>Volume<br>≥80 dB(10cm)<br>Continuous Buzz<br>Incontinuous Buzz<br>Ie≤28mA<br>Frequency<br>2300±300Hz  |