

Feed-through terminal block - STS 2,5-TWIN - 3031720

Please be informed that the data shown in this PDF Document is generated from our Online Catalog. Please find the complete data in the user's documentation. Our General Terms of Use for Downloads are valid (<http://download.phoenixcontact.com>)



Feed-through terminal block, Connection method: Spring-cage connection, Cross section: 0.08 mm² - 4 mm², AWG: 28 - 12, Width: 5.2 mm, Color: gray, Mounting type: NS 35/7,5, NS 35/15

Product Features

- Same shape and pitch as the feed-through terminal blocks
- Cross connection to adjacent feed-through terminal blocks with the consistent FBS ... plug-in bridge system



Key commercial data

package_quantity	50
GTIN	4017918193270

Technical data

General

Number of levels	1
Number of connections	3
Color	gray
Insulating material	PA
Inflammability class according to UL 94	V0

General

Maximum load current	28 A (with 4 mm ² conductor cross section)
Rated surge voltage	8 kV
Pollution degree	3
Surge voltage category	III
Insulating material group	I
Connection in acc. with standard	IEC 60947-7-1
Nominal current I _N	24 A (the maximum load current must not be exceeded by the total current of all connected conductors)
Nominal voltage U _N	800 V
Open side panel	ja
Shock protection test specification	DIN EN 50274 (VDE 0660-514):2002-11
Back of the hand protection	guaranteed
Finger protection	guaranteed

Feed-through terminal block - STS 2,5-TWIN - 3031720

Technical data

General

Surge voltage test setpoint	9.8 kV
Result of surge voltage test	Test passed
Power frequency withstand voltage setpoint	2 kV
Result of power-frequency withstand voltage test	Test passed
Checking the mechanical stability of terminal points (5 x conductor connection)	Test passed
Bending test rotation speed	10 rpm
Bending test turns	135
Bending test conductor cross section/weight	0.08 mm ² / 0.1 kg
Bending test conductor cross section/weight	2.5 mm ² / 0.7 kg
Bending test conductor cross section/weight	4 mm ² / 0.9 kg
Result of bending test	Test passed
Conductor cross section tensile test	0.08 mm ²
Tractive force setpoint	5 N
Conductor cross section tensile test	2.5 mm ²
Tractive force setpoint	50 N
Conductor cross section tensile test	4 mm ²
Tractive force setpoint	60 N
Tensile test result	Test passed
Tight fit on carrier	NS 35
Setpoint	1 N
Result of tight fit test	Test passed
Requirements, voltage drop	≤ 3.2 mV
Result of voltage drop test	Test passed
Temperature-rise test	Test passed
Conductor cross section short circuit testing	2.5 mm ²
Short-time current	0.3 kA
Conductor cross section short circuit testing	4 mm ²
Short-time current	0.48 kA
Short circuit stability result	Test passed
Ageing test for screwless modular terminal block temperature cycles	192
Result of aging test	Test passed
Proof of thermal characteristics (needle flame) effective duration	30 s
Result of thermal test	Test passed
Test specification, oscillation, broadband noise	DIN EN 50155 (VDE 0115-200):2008-03
Test spectrum	Service life test category 2, bogie mounted
Test frequency	f ₁ = 5 Hz to f ₂ = 250 Hz
ASD level	6.12 (m/s ²) ² /Hz
Acceleration	3.12 g
Test duration per axis	5 h

Feed-through terminal block - STS 2,5-TWIN - 3031720

Technical data

General

Test directions	X-, Y- and Z-axis
Oscillation, broadband noise test result	Test passed
Test specification, shock test	DIN EN 50155 (VDE 0115-200):2008-03
Shock form	Half-sine
Acceleration	30 g
Shock duration	18 ms
Number of shocks per direction	3
Test directions	X-, Y- and Z-axis (pos. and neg.)
Shock test result	Test passed
Temperature index, insulating material (DIN EN 60216-1 (VDE 0304-21))	125 °C
Static insulating material application in cold	-60 °C

Dimensions

Width	5.2 mm
Length	51 mm
Height NS 35/7,5	43 mm
Height NS 35/15	50.5 mm

Connection data

Conductor cross section solid min.	0.08 mm ²
Conductor cross section solid max.	4 mm ²
Conductor cross section AWG/kcmil min.	28
Conductor cross section AWG/kcmil max	12
Conductor cross section stranded min.	0.08 mm ²
Conductor cross section stranded max.	2.5 mm ²
Min. AWG conductor cross section, stranded	28
Max. AWG conductor cross section, stranded	14
Conductor cross section stranded, with ferrule without plastic sleeve min.	0.14 mm ²
Conductor cross section stranded, with ferrule without plastic sleeve max.	2.5 mm ²
Conductor cross section stranded, with ferrule with plastic sleeve min.	0.14 mm ²
Conductor cross section stranded, with ferrule with plastic sleeve max.	2.5 mm ²
2 conductors with same cross section, stranded, TWIN ferrules with plastic sleeve, max.	0.5 mm ²
Connection method	Spring-cage connection
Stripping length	10 mm
Internal cylindrical gage	A3

classifications

eCl@ss

Feed-through terminal block - STS 2,5-TWIN - 3031720

classifications

eCl@ss

eCl@ss 4.0	27141121
eCl@ss 4.1	27141121
eCl@ss 5.0	27141120
eCl@ss 5.1	27141120
eCl@ss 6.0	27141120
eCl@ss 7.0	27141120
eCl@ss 8.0	27141120

ETIM

ETIM 2.0	EC000897
ETIM 3.0	EC000897
ETIM 4.0	EC000897
ETIM 5.0	EC000897


UNSPSC

UNSPSC 6.01	30211811
UNSPSC 7.0901	39121410
UNSPSC 11	39121410
UNSPSC 12.01	39121410
UNSPSC 13.2	39121410

approvals

ATEX / IECEx / CSA / UL Recognized / SEV / VDE Gutachten mit Fertigungsüberwachung / cUL Recognized / GOST / LR / GL / BV / DNV / RS / ABS / KR / NK / CCA / IEC EE CB Scheme / GOST / CSA / VDE Gutachten mit Fertigungsüberwachung / IEC EE CB Scheme / cULus Recognized /

Approval details

	
Nominal voltage UN	550 V
Nominal current IN	21 A
mm ² /AWG/kcmil	0.08-2.5

IECEx	
Nominal voltage UN	550 V
Nominal current IN	21 A
mm ² /AWG/kcmil	0.08-2.5

Feed-through terminal block - STS 2,5-TWIN - 3031720

approvals

CSA

Usegroups	B	C
Nominal voltage UN	600 V	600 V
Nominal current IN	20 A	20 A
mm ² /AWG/kcmil	28-12	28-12

UL Recognized

Usegroups	B	C
Nominal voltage UN	600 V	600 V
Nominal current IN	20 A	20 A
mm ² /AWG/kcmil	28-12	28-12

SEV

Nominal voltage UN	800 V
Nominal current IN	
mm ² /AWG/kcmil	2.5-1.5

VDE Gutachten mit Fertigungsüberwachung

Nominal voltage UN	800 V
Nominal current IN	24 A
mm ² /AWG/kcmil	0.2-2.5

cUL Recognized

Usegroups	B	C
Nominal voltage UN	600 V	600 V
Nominal current IN	20 A	20 A
mm ² /AWG/kcmil	28-12	28-12

GOST

Feed-through terminal block - STS 2,5-TWIN - 3031720

approvals

LR

GL

BV

DNV


RS

ABS


KR

NK

CCA	
Nominal voltage UN	
Nominal current IN	
mm ² /AWG/kcmil	1.5

IECEE CB Scheme 	
Nominal voltage UN	800 V
Nominal current IN	
mm ² /AWG/kcmil	2.5



		
Usegroups	B	C
Nominal voltage UN	600 V	600 V
Nominal current IN	20 A	20 A
mm ² /AWG/kcmil	28-12	28-12

Feed-through terminal block - STS 2,5-TWIN - 3031720

approvals

Nominal voltage UN	800 V
Nominal current IN	24 A
mm ² /AWG/kcmil	0.2-2.5

Nominal voltage UN	800 V
Nominal current IN	
mm ² /AWG/kcmil	2.5

cULus Recognized

accessories

End cover

D-ST5 2,5 - 3031762



DP PS-5 - 3036725



Labeled terminal marker

Feed-through terminal block - STS 2,5-TWIN - 3031720

accessories

WST 2,5 - 3030941



ZB 5 CUS - 0824962



UC-TM 5 CUS - 0824581



UCT-TM 5 CUS - 0829595



ZBF 5 CUS - 0825025



UC-TMF 5 CUS - 0824638



Feed-through terminal block - STS 2,5-TWIN - 3031720

accessories

UCT-TMF 5 CUS - 0829658



Screwdriver tools

SZF 1-0,6X3,5 - 1204517



Documentation

ST-IL - 3039900



Bridge

FBS 20-5 - 3030226



FBS 10-5 - 3030213



Feed-through terminal block - STS 2,5-TWIN - 3031720

accessories

FBS 5-5 - 3030190



FBS 4-5 - 3030187



FBS 3-5 - 3030174



FBS 2-5 - 3030161



FBS 50-5 - 3038930



Mounting rail

Feed-through terminal block - STS 2,5-TWIN - 3031720

accessories

NS 35/ 7,5 PERF 2000MM - 0801733



NS 35/ 7,5 UNPERF 2000MM - 0801681



NS 35/ 7,5 WH PERF 2000MM - 1204119



NS 35/ 7,5 WH UNPERF 2000MM - 1204122



NS 35/ 7,5 AL UNPERF 2000MM - 0801704



NS 35/ 7,5 ZN PERF 2000MM - 1206421



Feed-through terminal block - STS 2,5-TWIN - 3031720

accessories

NS 35/ 7,5 ZN UNPERF 2000MM - 1206434



NS 35/ 7,5 CU UNPERF 2000MM - 0801762



NS 35/ 7,5 CAP - 1206560



Terminal marking

ZB 5 :UNBEDRUCKT - 1050004



UC-TM 5 - 0818108



Feed-through terminal block - STS 2,5-TWIN - 3031720

accessories

UCT-TM 5 - 0828734



ZBF 5:UNBEDRUCKT - 0808642



UC-TMF 5 - 0818153



UCT-TMF 5 - 0828744



Insulating sleeve

ISH 2,5/0,2 - 3002843



Feed-through terminal block - STS 2,5-TWIN - 3031720

accessories

ISH 2,5/0,5 - 3002856



ISH 2,5/1,0 - 3002869



Test plug terminal block

PAI-4-FIX-5/6 BU - 3035975



PAI-4-FIX-5/6 OG - 3035974



PAI-4-FIX-5/6 YE - 3035977



Feed-through terminal block - STS 2,5-TWIN - 3031720

accessories

PAI-4-FIX-5/6 RD - 3035976



PAI-4-FIX-5/6 GN - 3035978



PAI-4-FIX-5/6 BK - 3035980



PAI-4-FIX-5/6 GY - 3035982



PAI-4-FIX-5/6 VT - 3035979



PAI-4-FIX-5/6 BN - 3035981



Feed-through terminal block - STS 2,5-TWIN - 3031720

accessories

PS-5 - 3030983



PS-5/2,3MM RD - 3038723



Drawings

Circuit diagram



© Phoenix Contact 2013 - all rights reserved
<http://www.phoenixcontact.com>