

Protective conductor double-level terminal block - PTTBS 1,5/S/2P-PE - 3214518

Please be informed that the data shown in this PDF Document is generated from our Online Catalog. Please find the complete data in the user's documentation. Our General Terms of Use for Downloads are valid (<http://download.phoenixcontact.com>)



Protective conductor double-level terminal block, Cross section: 0.14 mm² - 1.5 mm², AWG: 26 - 14, Connection type: Push-in connection, Width: 3.5 mm, Color: green-yellow, Mounting type: NS 35/7,5, NS 35/15

Product Features

- The push-in connection terminal blocks are characterized by the system features of the CLIPLINE complete system and by easy and tool-free wiring of conductors with ferrules or solid conductors
- The compact design and front connection enable wiring in a confined space
- In addition to the testing facility in the double function shaft, all terminal blocks provide an additional test connection

Key commercial data

package_quantity	50
GTIN	4046356623346

Technical data

General

Number of levels	2
Number of connections	4
Color	green-yellow
Insulating material	PA
Inflammability class according to UL 94	V0

General

Rated surge voltage	6 kV
Surge voltage category	III
Insulating material group	I
Connection in acc. with standard	IEC 61984
Open side panel	ja
Insertion/withdrawal cycles mechanical	100
Test specification, oscillation, broadband noise	DIN EN 50155 (VDE 0115-200):2008-03
Test spectrum	Service life test category 1, class B, body mounted
Test frequency	f ₁ = 5 Hz to f ₂ = 150 Hz
ASD level	1.857 (m/s ²) ² /Hz
Acceleration	0.8 g
Test duration per axis	5 h

Protective conductor double-level terminal block - PTTBS 1,5/S/2P-PE - 3214518

Technical data

General

Test directions	X-, Y- and Z-axis
Oscillation, broadband noise test result	Test passed
Test specification, shock test	DIN EN 50155 (VDE 0115-200):2008-03
Shock form	Half-sine
Acceleration	5 g
Shock duration	30 ms
Number of shocks per direction	3
Test directions	X-, Y- and Z-axis (pos. and neg.)
Shock test result	Test passed
Temperature index, insulating material (DIN EN 60216-1 (VDE 0304-21))	130 °C
Static insulating material application in cold	-60 °C

Dimensions

Width	3.5 mm
Length	78 mm
Height NS 35/7,5	55 mm
Height NS 35/15	62.5 mm

Connection data

Conductor cross section solid min.	0.14 mm ²
Conductor cross section solid max.	1.5 mm ²
Conductor cross section AWG/kcmil min.	26
Conductor cross section AWG/kcmil max	14
Conductor cross section stranded min.	0.14 mm ²
Conductor cross section stranded max.	1.5 mm ²
Min. AWG conductor cross section, stranded	26
Max. AWG conductor cross section, stranded	14
Conductor cross section stranded, with ferrule without plastic sleeve min.	0.14 mm ²
Conductor cross section stranded, with ferrule without plastic sleeve max.	1.5 mm ²
Conductor cross section stranded, with ferrule with plastic sleeve min.	0.14 mm ²
Conductor cross section stranded, with ferrule with plastic sleeve max.	1 mm ²
Connection method	Push-in connection
Stripping length	8 mm
Internal cylindrical gage	A1 / B1

classifications

eCl@ss

Protective conductor double-level terminal block - PTTBS 1,5/S/2P-PE - 3214518

classifications

eCl@ss

eCl@ss 4.0	27141118
eCl@ss 4.1	27141118
eCl@ss 5.0	27141118
eCl@ss 5.1	27141118
eCl@ss 6.0	27141141
eCl@ss 7.0	27141141
eCl@ss 8.0	27141141

ETIM

ETIM 2.0	EC000901
ETIM 3.0	EC000901
ETIM 4.0	EC000901
ETIM 5.0	EC000901

UNSPSC

UNSPSC 6.01	30211811
UNSPSC 7.0901	39121410
UNSPSC 11	39121410
UNSPSC 12.01	39121410
UNSPSC 13.2	39121410

approvals

UL Recognized / cUL Recognized / GOST / GL / LR / GOST / CSA / cULus Recognized /

Approval details





UL Recognized			
Usegroups	B	C	D
Nominal voltage UN			
Nominal current IN			
mm ² /AWG/kcmil	26-14	26-14	26-14

cUL Recognized			
Usegroups	B	C	D
Nominal voltage UN			
Nominal current IN			


Protective conductor double-level terminal block - PTTBS 1,5/S/2P-PE - 3214518

approvals

Usegroups	B	C	D
mm ² /AWG/kcmil	26-14	26-14	26-14



CSA	
Nominal voltage UN	
Nominal current IN	
mm ² /AWG/kcmil	26-14



accessories

Partition plate

ATP-STTB 4 - 3030747



End cover

Protective conductor double-level terminal block - PTTBS 1,5/S/2P-PE - 3214518

accessories

D-PTTBS 1,5/S/2P - 3214534



Screwdriver tools

SZF 1-0,6X3,5 - 1204517



SZF 0-0,4X2,5 - 1204504



Coding element

PC - 3040588



Documentation

PT-IL - 3208090



Protective conductor double-level terminal block - PTTBS 1,5/S/2P-PE - 3214518

accessories

Bridge

FBS 2-3,5 - 3213014



FBS 3-3,5 - 3213027



FBS 4-3,5 - 3213030



FBS 5-3,5 - 3213043



FBS 10-3,5 - 3213056



Protective conductor double-level terminal block - PTTBS 1,5/S/2P-PE - 3214518

accessories

FBS 20-3,5 - 3213069



Mounting rail

NS 35/ 7,5 PERF 2000MM - 0801733



NS 35/ 7,5 UNPERF 2000MM - 0801681



NS 35/ 7,5 WH PERF 2000MM - 1204119



NS 35/ 7,5 WH UNPERF 2000MM - 1204122



Protective conductor double-level terminal block - PTTBS 1,5/S/2P-PE - 3214518

accessories

NS 35/ 7,5 AL UNPERF 2000MM - 0801704



NS 35/ 7,5 ZN PERF 2000MM - 1206421



NS 35/ 7,5 ZN UNPERF 2000MM - 1206434



NS 35/ 7,5 CU UNPERF 2000MM - 0801762



NS 35/ 7,5 CAP - 1206560



Protective conductor double-level terminal block - PTTBS 1,5/S/2P-PE - 3214518

accessories

NS 35/15 PERF 2000MM - 1201730



NS 35/15 UNPERF 2000MM - 1201714



NS 35/15 WH PERF 2000MM - 0806602



NS 35/15 WH UNPERF 2000MM - 1204135



NS 35/15 AL UNPERF 2000MM - 1201756



Protective conductor double-level terminal block - PTTBS 1,5/S/2P-PE - 3214518

accessories

NS 35/15 ZN PERF 2000MM - 1206599



NS 35/15 ZN UNPERF 2000MM - 1206586



NS 35/15 CU UNPERF 2000MM - 1201895



NS 35/15 CAP - 1206573



NS 35/15-2,3 UNPERF 2000MM - 1201798



Terminal marking

Protective conductor double-level terminal block - PTTBS 1,5/S/2P-PE - 3214518

accessories

ZB 3,5:UNBEDRUCKT - 0829414



UCT-TM 3,5 - 0829484



ZBF 3,5:UNBEDRUCKT - 0829392



UCT-TMF 3,5 - 0829486



Labeled terminal marker

ZB 3,5 CUS - 0829415



Protective conductor double-level terminal block - PTTBS 1,5/S/2P-PE - 3214518

accessories

UCT-TM 3,5 CUS - 0829581



ZBF 3,5 CUS - 0829394



UCT-TMF 3,5 CUS - 0829644



Test plug terminal block

MPS-MT - 0201744



Insulating sleeve

MPS-IH WH - 0201663



Protective conductor double-level terminal block - PTTBS 1,5/S/2P-PE - 3214518

accessories

MPS-IH RD - 0201676



MPS-IH BU - 0201689



MPS-IH YE - 0201692



MPS-IH GN - 0201702



MPS-IH GY - 0201728



Protective conductor double-level terminal block - PTTBS 1,5/S/2P-PE - 3214518

accessories

MPS-IH BK - 0201731



Planning and marking software

CLIP-PROJECT ADVANCED - 5146040



CLIP-PROJECT PROFESSIONAL - 5146053



End block

CLIPFIX 35 - 3022218



CLIPFIX 35-5 - 3022276



Protective conductor double-level terminal block - PTTBS 1,5/S/2P-PE - 3214518

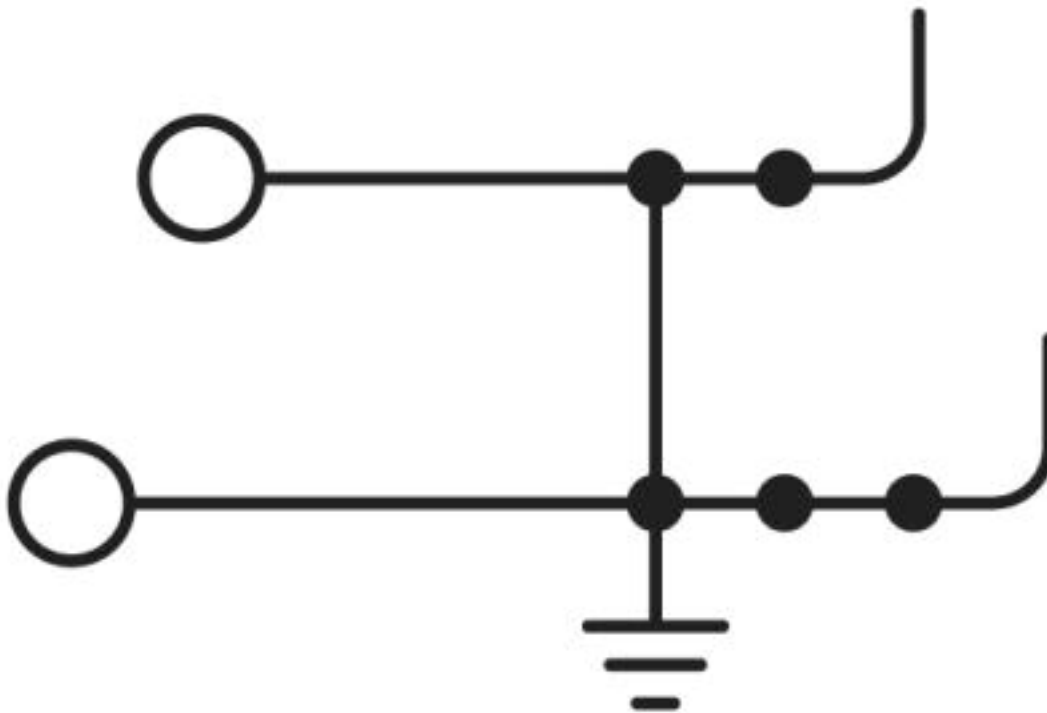
accessories

E/NS 35 N - 0800886



Drawings

Circuit diagram



© Phoenix Contact 2013 - all rights reserved
<http://www.phoenixcontact.com>