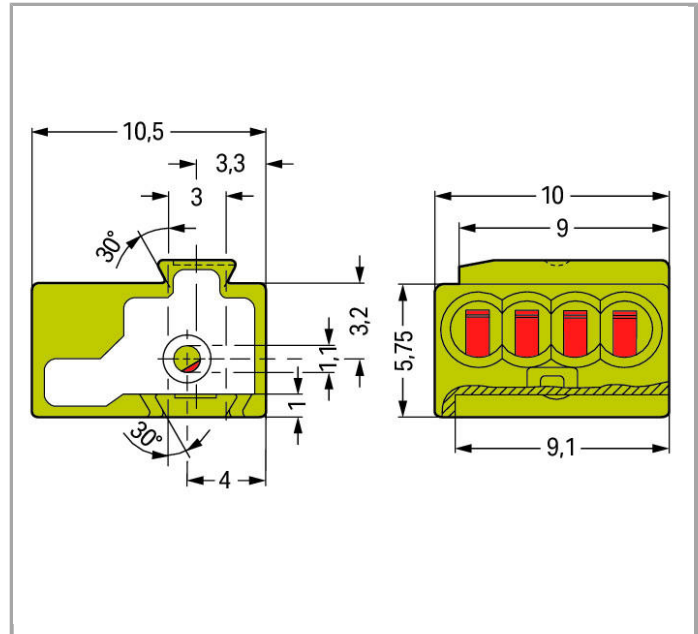



Data sheet | Item number: 243-723

4-conductor modular PCB connector; for individual solder pins; 0.8 mm Ø;
Pin spacing 5.75 mm; 1-pole

www.wago.com/243-723



Item description

- Compact, 4-conductor PCB connectors with PUSH WIRE® connection
- Can be assembled to connector strips via dovetail joints
- Push-in termination of solid conductors
- Four entries for power supply and potential distribution
- Quick and easy PCB replacement, without disrupting looped-through potentials

Other variants can be requested via the WAGO sales department or, if necessary, configured at <https://configurator.wago.com/>: Direct marking, Mixed-color terminal strips, Other colors, Other pole numbers



Data

Electrical data

Ratings per IEC/EN 60664-1

Rated voltage (III / 3)	250 V
Rated impulse voltage (III / 3)	4 kV
Rated voltage (III / 2)	320 V
Rated impulse voltage (III / 2)	4 kV
Rated voltage (II / 2)	630 V
Rated impulse voltage (II / 2)	4 kV
Rated current	6 A
Legend (ratings)	(III / 2) $\hat{=}$ Overvoltage category III / Pollution degree 2

Approvals per UL 1059

Rated voltage UL (Use Group B)	150 V
Rated current UL (Use Group B)	7 A
Rated voltage UL (Use Group D)	150 V
Rated current UL (Use Group D)	7 A

Approvals per CSA

Rated voltage CSA (Use Group B)	150 V
Rated current CSA (Use Group B)	7 A
Rated voltage CSA (Use Group D)	150 V
Rated current CSA (Use Group D)	7 A

Connection data

Connection technology	PUSH WIRE®
Connectable conductor materials	Copper
Solid conductor	0.5 ... 1 mm ² / 24 ... 18 AWG
Conductor diameter	0.5 ... 1 mm
Strip length	5 ... 6 mm / 0.2 ... 0.24 Inch
Conductor entry angle to the PCB	0°
No. of poles	1
Total number of connection points	4
Total number of potentials	1
Number of connection types	1
Number of levels	1



Geometrical Data

Pin spacing	5.75 mm (0.226 inch)
Width	5.75 mm / 0.226 inch
Height	10 mm / 0.394 inch
Depth	10.5 mm / 0.413 inch
Solder pin length	4.5 mm
Solder pin diameter	1 mm
Drilled hole diameter (tolerance)	1.2 ^(+ 0.05 ... - 0.05) mm

Plug connection

Contact type (pluggable connector)	Female connector/socket
Connector connection type	for PCBs
Mating direction to the PCB	90°

PCB contact

PCB contact	THT
-------------	-----

Material Data

Color	orange
Material group	I
Insulating material	Polyamide 66 (PA 66)
Flammability class per UL94	V0
Clamping spring material	Copper alloy
Contact plating	tin-plated
Fire load	0.012 MJ
Weight	0.747 g

Environmental Requirements

Limit temperature range	-60 ... +105 °C
-------------------------	-----------------





Commercial data

Country of origin	DE
GTIN	4044918440967
Customs Tariff No.	85369010000

Approvals / Certificates

Country specific Approvals

Logo	Approval	Certificate name
------	----------	------------------

	CCA DEKRA Certification B.V.	NTR NL 7486
	CSA DEKRA Certification B.V.	70048857
	CSA DEKRA Certification B.V.	70048857
	KEMA/KEUR DEKRA Certification B.V.	2193300.01

Ship Approvals

Logo	Approval	Certificate name
	ABS American Bureau of Shipping	15-HG1419918-PDA

UL-Approvals


Logo	Approval	Certificate name
	UR Underwriters Laboratories Inc.	E45172

Compatible products

General accessories

	Item no.: 243-131 Board-to-Board Link; 1-pole	www.wago.com/243-131
--	--	--

Marking accessories

	Item no.: 210-332/575-103 Marking strips; as a DIN A4 sheet; MARKED; 1-12 (160x); Height of marker strip: 3 mm; Strip length 182 mm; Horizontal marking; Self-adhesive	www.wago.com/210-332/575-103
--	---	--

Downloads

smartDATA

CAD data



3D Download 243-723

URL

Download

Subject to changes.

WAGO Kontakttechnik GmbH & Co. KG
Hansastr. 27
32423 Minden
Phone: +49571 887-0 | Fax: +49571 887-169
Email: info.de@wago.com | Web: www.wago.com

Do you have any questions about our products?
We are always happy to take your call at +49 (571) 887-44222.