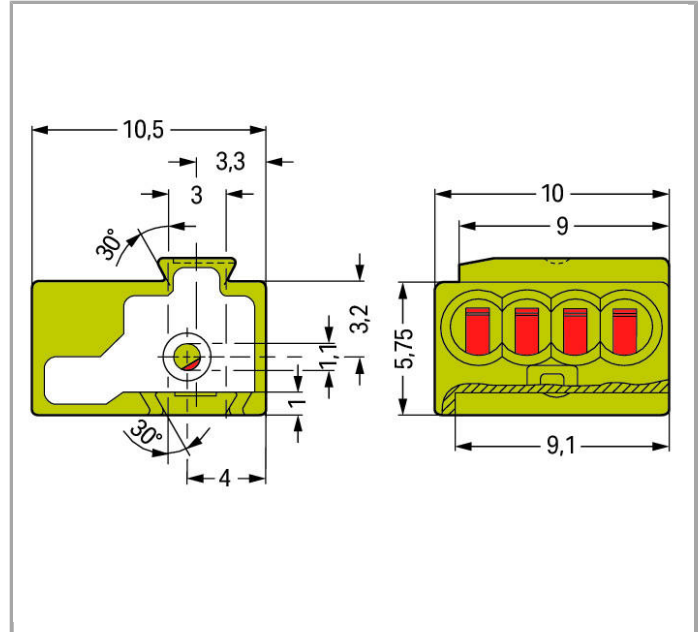


Data sheet | Item number: 243-744/000-006

4-conductor modular PCB connector; for individual solder pins; 0.8 mm Ø;
Pin spacing 5.75 mm; 4-pole



www.wago.com/243-744/000-006



RoHS Compliant

[BOMcheck.net](https://www.bomcheck.net)

Color: ■

Item description

- Compact, 4-conductor PCB connectors with PUSH WIRE® connection
- Can be assembled to connector strips via dovetail joints
- Push-in termination of solid conductors
- Four entries for power supply and potential distribution
- Quick and easy PCB replacement, without disrupting looped-through potentials

Other variants can be requested via the WAGO sales department or, if necessary, configured at <https://configurator.wago.com/>: Direct marking, Mixed-color terminal strips, Other colors, Other pole numbers

Data

Electrical data

Ratings per IEC/EN 60664-1

| | |
|---------------------------------|---|
| Rated voltage (III / 3) | 250 V |
| Rated impulse voltage (III / 3) | 4 kV |
| Rated voltage (III / 2) | 320 V |
| Rated impulse voltage (III / 2) | 4 kV |
| Rated voltage (II / 2) | 630 V |
| Rated impulse voltage (II / 2) | 4 kV |
| Rated current | 6 A |
| Legend (ratings) | (III / 2) ≙ Overvoltage category III / Pollution degree 2 |

Approvals per UL 1059

| | |
|--------------------------------|-------|
| Rated voltage UL (Use Group B) | 150 V |
| Rated current UL (Use Group B) | 7 A |
| Rated voltage UL (Use Group D) | 150 V |
| Rated current UL (Use Group D) | 7 A |

Approvals per CSA

| | |
|---------------------------------|-------|
| Rated voltage CSA (Use Group B) | 150 V |
| Rated current CSA (Use Group B) | 7 A |
| Rated voltage CSA (Use Group D) | 150 V |
| Rated current CSA (Use Group D) | 7 A |

Connection data

| | |
|-----------------------------------|---|
| Connection technology | PUSH WIRE® |
| Connectable conductor materials | Copper |
| Solid conductor | 0.5 ... 1 mm ² / 24 ... 18 AWG |
| Conductor diameter | 0.5 ... 1 mm |
| Strip length | 5 ... 6 mm / 0.2 ... 0.24 Inch |
| Conductor entry angle to the PCB | 0° |
| No. of poles | 4 |
| Total number of connection points | 16 |
| Total number of potentials | 4 |
| Number of connection types | 1 |
| Number of levels | 1 |

Geometrical Data

| | |
|-------------|----------------------|
| Pin spacing | 5.75 mm (0.226 inch) |
| Width | 23 mm / 0.906 inch |
| Height | 10 mm / 0.394 inch |



| | |
|-----------------------------------|---------------------------------------|
| Depth | 10.5 mm / 0.413 inch |
| Solder pin length | 4.5 mm |
| Solder pin diameter | 1 mm |
| Drilled hole diameter (tolerance) | 1.2 ^(+ 0.05 ... - 0.05) mm |

Plug connection

| | |
|------------------------------------|-------------------------|
| Contact type (pluggable connector) | Female connector/socket |
| Connector connection type | for PCBs |
| Mating direction to the PCB | 90° |

PCB contact

| | |
|-------------|-----|
| PCB contact | THT |
|-------------|-----|

Material Data

| | |
|-----------------------------|----------------------|
| Color | blue |
| Material group | I |
| Insulating material | Polyamide 66 (PA 66) |
| Flammability class per UL94 | V0 |
| Clamping spring material | Copper alloy |
| Contact plating | tin-plated |
| Fire load | 0.048 MJ |
| Weight | 3.15 g |

Environmental Requirements


| | |
|-------------------------|-----------------|
| Limit temperature range | -60 ... +105 °C |
|-------------------------|-----------------|

Commercial data

| | |
|--------------------|---------------|
| Country of origin | DE |
| GTIN | 4044918441599 |
| Customs Tariff No. | 85369010000 |

Approvals / Certificates

Country specific Approvals

| Logo | Approval | Certificate name |
|--|---------------------------------|------------------|
|  | CCA DEKRA Certification B.V. | NTR NL 7486 |
| | CSA DEKRA Certification B.V. | 70048857 |




| | | |
|--|---------------------------------|----------|
|  | CSA DEKRA Certification B.V. | 70048857 |
|--|---------------------------------|----------|



| | | |
|--|---------------------------------------|------------|
|  | KEMA/KEUR DEKRA Certification B.V. | 2193300.01 |
|--|---------------------------------------|------------|

Ship Approvals

| Logo | Approval | Certificate name |
|--|------------------------------------|------------------|
|  | ABS American Bureau of Shipping | 15-HG1419918-PDA |

Compatible products

Marking accessories



| | |
|---|--|
| Item no.: 210-332/575-103 Marking strips; as a DIN A4 sheet; MARKED; 1-12 (160x); Height of marker strip: 3 mm; Strip length 182 mm; Horizontal marking; Self-adhesive | www.wago.com/210-332/575-103 |
|---|--|

General accessories



| | |
|--|--|
| Item no.: 243-131 Board-to-Board Link; 1-pole | www.wago.com/243-131 |
|--|--|

Subject to changes.