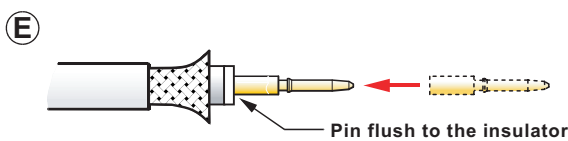
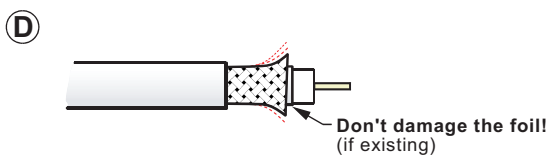
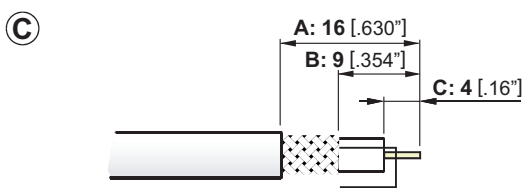
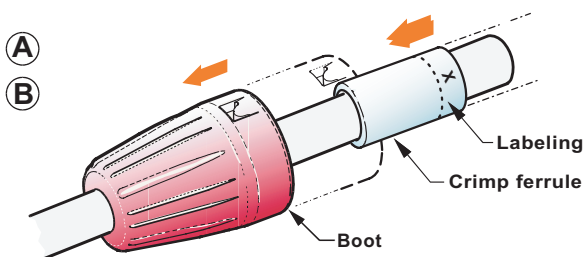


# Rear Twist BNC

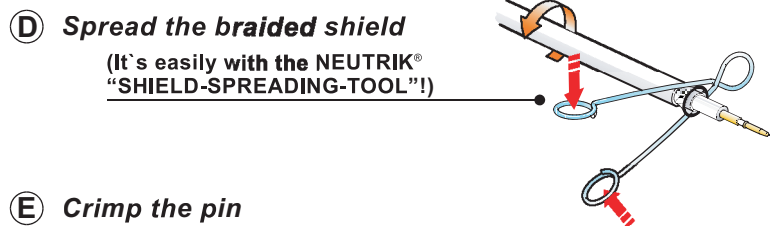
## 75Ω Cable Connector

### Crimp version

## Assembly Instructions

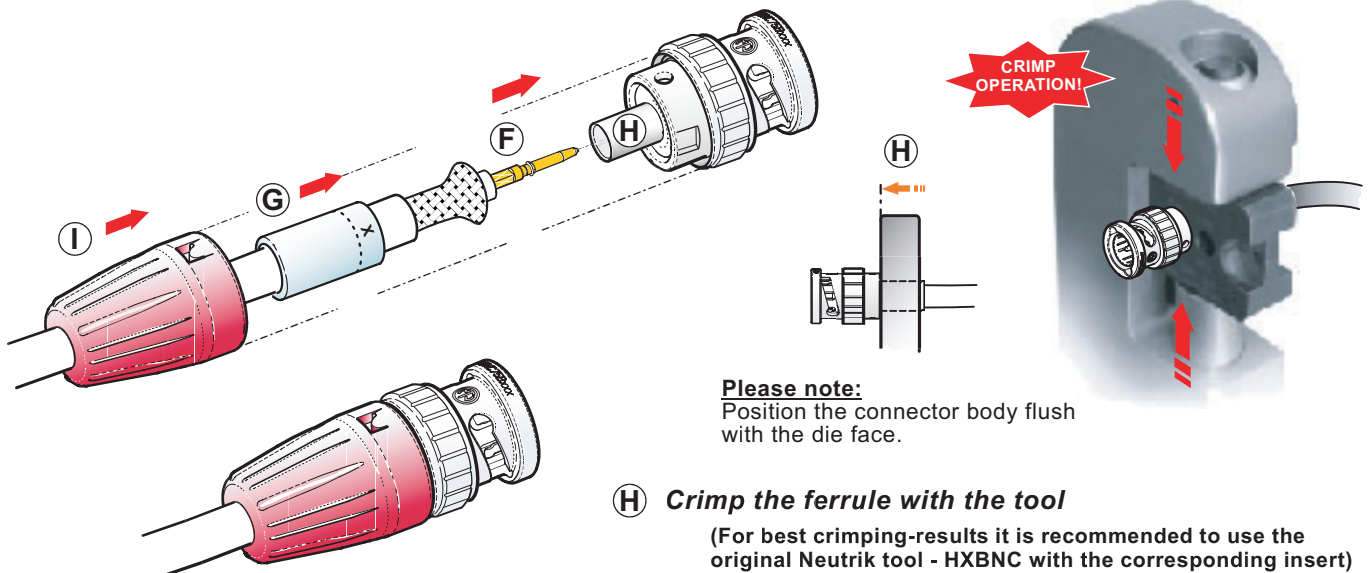


- (A)** Slide the boot onto the cable  
- Position the labeling to the cable end
- (B)** Slide the crimp ferrule onto the cable
- (C)** Prepare cable as shown  
- Use an adjustable coaxial cable stripper



- (D)** Spread the braided shield  
(It's easily with the NEUTRIK® "SHIELD-SPREADING-TOOL"!)
- (E)** Crimp the pin  
- position the pin on the center conductor  
- Crimp the pin with the tool  
(For best crimping-results it is recommended to use the original Neutrik crimp tool  
- HXBNC with the corresponding insert  
- hexcrimp acc. to IEC 803-W (SW 1.7)  
or squarecrimp acc. to IEC 803-2 (SW 1.6)  
- Pin can also be soldered (Optional!)  
- Straighten the pin if misaligned.

- (F)** Insert the cable into the connector body
- (G)** Slide the crimp ferrule over the shield to the front and push the cable and leading ferrule to it's end position until you hear a snap noise.



**Please note:**  
Position the connector body flush with the die face.

- (H)** Crimp the ferrule with the tool  
(For best crimping-results it is recommended to use the original Neutrik tool - HXBNC with the corresponding insert)
- (I)** Snap the boot onto the connector body

**NEUTRIK AG**  
Liechtenstein  
Tel.: +423/237 24 24  
Fax: +423/232 53 93  
www.neutrik.com

**NEUTRIK Zürich AG**  
Switzerland  
Tel.: +41 44/736 5010  
Fax: +41 44/736 5011

**NEUTRIK (UK) Ltd.**  
Great Britain  
Tel.: +44 1983/811 441  
Fax: +44 1983/811 439

**NEUTRIK USA INC.**  
USA  
Tel.: +1 732/901 9488  
Fax: +1 732/901 9608

**NEUTRIK Tokyo Ltd.**  
Japan  
Tel.: +81 3/3663 4733  
Fax: +81 3/3663 4796

**NEUTRIK France**  
France  
Tel.: +33 1/4131 6750  
Fax: +33 1/4131 0511

**NEUTRIK Vertriebs GmbH**  
Germany/Netherlands/Austria  
Tel.: +49 8131/28 08 90  
Fax: +49 8131/28 08-30

Draft. Nr.: BDA 076 / 3102M0771  
Update: 06.03. 2006

Data subject to change without prior notice. ©2006 NEUTRIK®. ALL RIGHTS RESERVED.



**NEUTRIK®**  
CONNECTING THE WORLD