

# Double-level terminal block - PTTB 4 - 3211786

Please be informed that the data shown in this PDF Document is generated from our Online Catalog. Please find the complete data in the user's documentation. Our General Terms of Use for Downloads are valid (<http://download.phoenixcontact.com>)



Double-level terminal block, Cross section: 0.2 mm<sup>2</sup> - 6 mm<sup>2</sup>, AWG: 24 - 10, Connection type: Push-in connection, Width: 6.2 mm, Color: gray, Mounting type: NS 35/7,5, NS 35/15

## Product Features

- The push-in connection terminal blocks are characterized by the system features of the CLIPLINE complete system and by easy and tool-free wiring of conductors with ferrules or solid conductors
- The compact design and front connection enable wiring in a confined space
- In addition to the testing facility in the double function shaft, all terminal blocks provide an additional test connection
- Tested for railway applications

## Key commercial data

package_quantity	50
GTIN	4046356482707

## Technical data

### General

Number of levels	2
Number of connections	4
Color	gray
Insulating material	PA
Inflammability class according to UL 94	V0
Area of application	Railway industry
Area of application	Mechanical engineering
Area of application	Plant engineering
Area of application	Process industry

### General

Rated surge voltage	6 kV
Pollution degree	3
Surge voltage category	III
Insulating material group	I
Connection in acc. with standard	IEC 60947-7-1
Nominal current I <sub>N</sub>	28 A (with 4 mm <sup>2</sup> conductor cross section)
Nominal voltage U <sub>N</sub>	500 V
Open side panel	ja

# Double-level terminal block - PTTB 4 - 3211786

## Technical data

### General

Shock protection test specification	DIN EN 50274 (VDE 0660-514):2002-11
Back of the hand protection	guaranteed
Finger protection	guaranteed
Surge voltage test setpoint	7.3 kV
Result of surge voltage test	Test passed
Power frequency withstand voltage setpoint	1.89 kV
Result of power-frequency withstand voltage test	Test passed
Checking the mechanical stability of terminal points (5 x conductor connection)	Test passed
Bending test rotation speed	10 rpm
Bending test turns	135
Bending test conductor cross section/weight	0.2 mm <sup>2</sup> / 0.2 kg
Bending test conductor cross section/weight	4 mm <sup>2</sup> / 0.9 kg
Bending test conductor cross section/weight	6 mm <sup>2</sup> / 1.4 kg
Result of bending test	Test passed
Conductor cross section tensile test	0.2 mm <sup>2</sup>
Tractive force setpoint	10 N
Conductor cross section tensile test	4 mm <sup>2</sup>
Tractive force setpoint	60 N
Conductor cross section tensile test	6 mm <sup>2</sup>
Tractive force setpoint	80 N
Tensile test result	Test passed
Tight fit on carrier	NS 35
Setpoint	1 N
Result of tight fit test	Test passed
Requirements, voltage drop	≤ 3.2 mV
Result of voltage drop test	Test passed
Temperature-rise test	Test passed
Conductor cross section short circuit testing	4 mm <sup>2</sup>
Short-time current	0.48 kA
Conductor cross section short circuit testing	6 mm <sup>2</sup>
Short-time current	0.72 kA
Short circuit stability result	Test passed
Ageing test for screwless modular terminal block temperature cycles	192
Result of aging test	Test passed
Proof of thermal characteristics (needle flame) effective duration	30 s
Result of thermal test	Test passed
Test specification, oscillation, broadband noise	DIN EN 50155 (VDE 0115-200):2008-03
Test spectrum	Service life test category 1, class B, body mounted
Test frequency	f <sub>1</sub> = 5 Hz to f <sub>2</sub> = 150 Hz

# Double-level terminal block - PTTB 4 - 3211786

## Technical data

### General

<b>ASD level</b>	1.857 (m/s <sup>2</sup> ) <sup>2</sup> /Hz
<b>Acceleration</b>	0.8 g
<b>Test duration per axis</b>	5 h
<b>Test directions</b>	X-, Y- and Z-axis
<b>Oscillation, broadband noise test result</b>	Test passed
<b>Test specification, shock test</b>	DIN EN 50155 (VDE 0115-200):2008-03
<b>Shock form</b>	Half-sine
<b>Acceleration</b>	5 g
<b>Shock duration</b>	30 ms
<b>Number of shocks per direction</b>	3
<b>Test directions</b>	X-, Y- and Z-axis (pos. and neg.)
<b>Shock test result</b>	Test passed
<b>Temperature index, insulating material (DIN EN 60216-1 (VDE 0304-21))</b>	130 °C
<b>Static insulating material application in cold</b>	-60 °C

### Dimensions

<b>Width</b>	6.2 mm
<b>Length</b>	83.5 mm
<b>Height NS 35/7,5</b>	47.5 mm
<b>Height NS 35/15</b>	55 mm

### Connection data

<b>Conductor cross section solid min.</b>	0.2 mm <sup>2</sup>
<b>Conductor cross section solid max.</b>	6 mm <sup>2</sup>
<b>Conductor cross section stranded min.</b>	0.2 mm <sup>2</sup>
<b>Conductor cross section stranded max.</b>	4 mm <sup>2</sup>
<b>Conductor cross section AWG/kcmil min.</b>	24
<b>Conductor cross section AWG/kcmil max</b>	10
<b>Conductor cross section stranded, with ferrule without plastic sleeve min.</b>	0.25 mm <sup>2</sup>
<b>Conductor cross section stranded, with ferrule without plastic sleeve max.</b>	4 mm <sup>2</sup>
<b>Conductor cross section stranded, with ferrule with plastic sleeve min.</b>	0.25 mm <sup>2</sup>
<b>Conductor cross section stranded, with ferrule with plastic sleeve max.</b>	4 mm <sup>2</sup>
<b>2 conductors with same cross section, stranded, TWIN ferrules with plastic sleeve, min.</b>	0.5 mm <sup>2</sup>
<b>2 conductors with same cross section, stranded, TWIN ferrules with plastic sleeve, max.</b>	1 mm <sup>2</sup>
<b>Connection method</b>	Push-in connection
<b>Stripping length</b>	12 mm
<b>Internal cylindrical gage</b>	A4

# Double-level terminal block - PTTB 4 - 3211786

## classifications

### eCl@ss

eCl@ss 4.0	27141121
eCl@ss 4.1	27141121
eCl@ss 5.0	27141120
eCl@ss 5.1	27141120
eCl@ss 6.0	27141120
eCl@ss 7.0	27141120
eCl@ss 8.0	27141120

### ETIM

ETIM 2.0	EC000897
ETIM 3.0	EC000897
ETIM 4.0	EC000897
ETIM 5.0	EC000897


### UNSPSC

UNSPSC 6.01	30211811
UNSPSC 7.0901	39121410
UNSPSC 11	39121410
UNSPSC 12.01	39121410
UNSPSC 13.2	39121410

## approvals

ATEX / IECEx / UL Recognized / cUL Recognized / GOST / CSA / GL / LR / VDE Gutachten mit Fertigungsüberwachung / IECCEB Scheme / GOST / cULus Recognized /

### Approval details

	
Nominal voltage UN	440 V
Nominal current IN	23.5 A
mm <sup>2</sup> /AWG/kcmil	0.2-4

<b>IECEx</b>	
Nominal voltage UN	440 V
Nominal current IN	23.5 A
mm <sup>2</sup> /AWG/kcmil	0.2-4

# Double-level terminal block - PTTB 4 - 3211786

## approvals

**UL Recognized**

Usegroups	B	C	D
Nominal voltage UN	300 V	300 V	600 V
Nominal current IN	28 A	28 A	5 A
mm <sup>2</sup> /AWG/kcmil	24-10	24-10	24-10

**cUL Recognized**

Usegroups	B	C	D
Nominal voltage UN	300 V	300 V	600 V
Nominal current IN	28 A	28 A	5 A
mm <sup>2</sup> /AWG/kcmil	24-10	24-10	24-10

**GOST**

**CSA**

Usegroups	B	C	D
Nominal voltage UN	300 V	300 V	600 V
Nominal current IN	30 A	30 A	5 A
mm <sup>2</sup> /AWG/kcmil	24-10	24-10	24-10

**GL**

**LR**



**VDE Gutachten mit Fertigungsüberwachung**

Nominal voltage UN	500 V
Nominal current IN	28 A
mm <sup>2</sup> /AWG/kcmil	0.2-4

# Double-level terminal block - PTTB 4 - 3211786

approvals

IECEE CB Scheme	
Nominal voltage UN	
Nominal current IN	
mm <sup>2</sup> /AWG/kcmil	0.2-4



accessories

**End cover**

D-STTB 4 - 3030462



DP PS-6 - 3036738



**Partition plate**

ATP-STTB 4 - 3030747



## Double-level terminal block - PTTB 4 - 3211786

accessories

### Marker carriers

STP 5-2 - 0800967



---

### Screwdriver tools

SZF 1-0,6X3,5 - 1204517



---

### Documentation

PT-IL - 3208090



---

### Bridge

FBS 20-6 - 3030365



FBS 10-6 - 3030271



## Double-level terminal block - PTTB 4 - 3211786

accessories

---

FBS 5-6 - 3030349



FBS 4-6 - 3030255



FBS 3-6 - 3030242



FBS 2-6 - 3030336



FBS 50-6 - 3032224





## Double-level terminal block - PTTB 4 - 3211786

accessories

FBS-PV - 3032185



---

### Mounting rail

NS 35/ 7,5 PERF 2000MM - 0801733



---

NS 35/ 7,5 UNPERF 2000MM - 0801681



---

NS 35/ 7,5 WH PERF 2000MM - 1204119



---

NS 35/ 7,5 WH UNPERF 2000MM - 1204122



## Double-level terminal block - PTTB 4 - 3211786

### accessories

NS 35/ 7,5 AL UNPERF 2000MM - 0801704



NS 35/ 7,5 ZN PERF 2000MM - 1206421



NS 35/ 7,5 ZN UNPERF 2000MM - 1206434



NS 35/ 7,5 CU UNPERF 2000MM - 0801762



NS 35/ 7,5 CAP - 1206560



NS 35/15 PERF 2000MM - 1201730



## Double-level terminal block - PTTB 4 - 3211786

### accessories

---

NS 35/15 UNPERF 2000MM - 1201714



NS 35/15 WH PERF 2000MM - 0806602



NS 35/15 WH UNPERF 2000MM - 1204135



NS 35/15 AL UNPERF 2000MM - 1201756



NS 35/15 ZN PERF 2000MM - 1206599



## Double-level terminal block - PTTB 4 - 3211786

### accessories

NS 35/15 ZN UNPERF 2000MM - 1206586



NS 35/15 CU UNPERF 2000MM - 1201895



NS 35/15 CAP - 1206573



NS 35/15-2,3 UNPERF 2000MM - 1201798



### Terminal marking

ZBF 6:UNBEDRUCKT - 0808710



## Double-level terminal block - PTTB 4 - 3211786

### accessories

UC-TMF 6 - 0818140



UCT-TMF 6 - 0828746



TMT 6 R - 0816498



### Labeled terminal marker

ZBF 6 CUS - 0825027



UC-TMF 6 CUS - 0824646



## Double-level terminal block - PTTB 4 - 3211786

### accessories

UCT-TMF 6 CUS - 0829665



TMT 6 R CUS - 0824488



### Test plug terminal block

MPS-MT - 0201744



PAI-4-FIX-5/6 BU - 3035975



PAI-4-FIX-5/6 OG - 3035974



## Double-level terminal block - PTTB 4 - 3211786

### accessories

PAI-4-FIX-5/6 YE - 3035977



PAI-4-FIX-5/6 RD - 3035976



PAI-4-FIX-5/6 GN - 3035978



PAI-4-FIX-5/6 BK - 3035980



PAI-4-FIX-5/6 GY - 3035982



PAI-4-FIX-5/6 VT - 3035979



## Double-level terminal block - PTTB 4 - 3211786

### accessories

---

PAI-4-FIX-5/6 BN - 3035981



PS-6 - 3030996



PS-6/2,3MM RD - 3038736



### Insulating sleeve

MPS-IH WH - 0201663



MPS-IH RD - 0201676





## Double-level terminal block - PTTB 4 - 3211786

### accessories

MPS-IH BU - 0201689



MPS-IH YE - 0201692



MPS-IH GN - 0201702



MPS-IH GY - 0201728



MPS-IH BK - 0201731



ISH 4/0,5 - 3002885



## Double-level terminal block - PTTB 4 - 3211786

accessories

---

ISH 4/1,0 - 3002898



### Planning and marking software

CLIP-PROJECT ADVANCED - 5146040



CLIP-PROJECT PROFESSIONAL - 5146053



### End block

CLIPFIX 35 - 3022218



CLIPFIX 35-5 - 3022276



# Double-level terminal block - PTTB 4 - 3211786

accessories

E/NS 35 N - 0800886



---

## Drawings

Circuit diagram



© Phoenix Contact 2013 - all rights reserved  
<http://www.phoenixcontact.com>