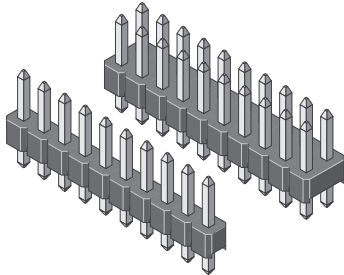


**PIN HEADER 2,00 mm**

**ID: 150**

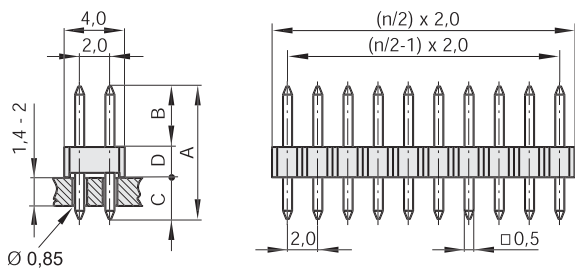
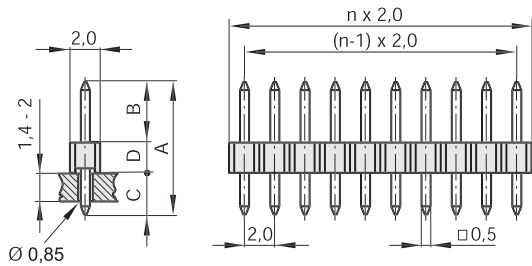
STL 12-XXG / STL 22-XXG

Series 500



**TECHNICAL DATA**

Pitch	2,00 mm
Insulating Material	high temp. thermoplast UL94V-0
Contact Material	copper alloy
Rated Current	1,5 Amp.
Rated Voltage	150 V <sub>RMS</sub> /V <sub>DC</sub>
Withstanding Voltage	500 V <sub>AC</sub> for one minute
Operating Temperature	-40°C to +105°C
Maximum Soldering Temperature	260°C for 10 seconds



for D = 1,5mm

Code	A	B	C
0785	7,85	4,00	2,35
0835	8,35	4,00	2,85
0870	8,70	4,40	2,80
1015	10,15	5,65	3,00
1020	10,20	5,85	2,85
1155	11,55	7,00	3,05
1340	13,40	9,15	2,75
1555	15,55	11,55	2,50
custom	_____	_____	_____

for D = 2,0mm

Code	A	B	C
0785	7,85	3,50	2,35
0835	8,35	3,50	2,85
0870	8,70	3,90	2,80
1015	10,15	5,15	3,00
1020	10,20	5,35	2,85
1155	11,55	6,50	3,05
1340	13,40	8,65	2,75
1555	15,55	11,05	2,50
custom	_____	_____	_____

All dimensions in mm.  
Other dimensions upon request.

STL XX - XXXX - X,X - G XX - XX U

XX: 12 = 1 row, pitch 2,00mm  
22 = 2 rows, pitch 2,00mm

Code: see table

Insulator: 1,5= insulator height 1,5mm  
2,0= insulator height 2,0mm

G: Straight contacts

Plating: TT = Sn  
GT = sel. Au  
GG = Au

U: RoHS-compliant with high temp. plastic

Poles: 1 row: 2 - 40 contacts possible  
2 rows: 4 - 80 contacts possible