

Base strip - MC 1,5/ 2-G-3,5 - 1844210

Please be informed that the data shown in this PDF Document is generated from our Online Catalog. Please find the complete data in the user's documentation. Our General Terms of Use for Downloads are valid (<http://download.phoenixcontact.com>)



Header, Nominal current: 8 A, Rated voltage (III/2): 160 V, Number of positions: 2, Pitch: 3.5 mm, Color: green, Contact surface: Tin, Assembly: Soldering

The figure shows a 10-position version of the product

Product Features

- Versions with engagement noses for locking plugs with self-locking flanges
- Plug-in direction parallel and vertical to the PCB
- Low-profile pin strips with compact pitches
- Individual position coding by inserting coding profiles

Key commercial data

package_quantity	250
GTIN	4017918113254

Technical data

Dimensions

Length	9.2 mm
Pitch	3.5 mm
Dimension a	3.5 mm
Pin dimensions	0,8 x 0,8 mm
Hole diameter	1.2 mm

General

Range of articles	MC 1,5/...-G
Insulating material group	IIIa
Rated surge voltage (III/3)	2.5 kV
Rated surge voltage (III/2)	2.5 kV
Rated surge voltage (II/2)	2.5 kV
Rated voltage (III/3)	160 V
Rated voltage (III/2)	160 V
Rated voltage (II/2)	250 V
Connection in acc. with standard	EN-VDE
Nominal current I _N	8 A
Maximum load current	8 A
Insulating material	PBT

Base strip - MC 1,5/ 2-G-3,5 - 1844210

Technical data

General

Inflammability class according to UL 94	V0
Color	green
Number of positions	2

classifications

eCl@ss

eCl@ss 4.0	272607xx
eCl@ss 4.1	27260701
eCl@ss 5.0	27260701
eCl@ss 5.1	27260701
eCl@ss 6.0	27260704
eCl@ss 7.0	27440402
eCl@ss 8.0	27440402

ETIM

ETIM 3.0	EC001121
ETIM 4.0	EC002637
ETIM 5.0	EC002637


UNSPSC

UNSPSC 6.01	30211810
UNSPSC 7.0901	39121409
UNSPSC 11	39121409
UNSPSC 12.01	39121409
UNSPSC 13.2	39121409

approvals

CSA / UL Recognized / VDE Gutachten mit Fertigungsüberwachung / cUL Recognized / GOST / IECCE CB Scheme / GOST / CCA / cULus Recognized /

Approval details

		
Usegroups	B	D
Nominal voltage UN	300 V	300 V
Nominal current IN	8 A	8 A
mm ² /AWG/kcmil		

Base strip - MC 1,5/ 2-G-3,5 - 1844210

approvals

UL Recognized

Usegroups	B	D
Nominal voltage UN	300 V	300 V
Nominal current IN	8 A	8 A
mm ² /AWG/kcmil		

VDE Gutachten mit Fertigungsüberwachung

Nominal voltage UN	160 V
Nominal current IN	8 A
mm ² /AWG/kcmil	

cUL Recognized

Usegroups	B	D
Nominal voltage UN	300 V	300 V
Nominal current IN	8 A	8 A
mm ² /AWG/kcmil		

GOST

IECEE CB Scheme

Nominal voltage UN	160 V
Nominal current IN	8 A
mm ² /AWG/kcmil	

CCA

Nominal voltage UN	160 V
--------------------	-------

Base strip - MC 1,5/ 2-G-3,5 - 1844210

approvals

Nominal current IN	8 A
mm ² /AWG/kcmil	



accessories

Labeled terminal marker

SK 3,5/2,8:FORTL.ZAHLEN - 0804073



Coding element

CP-MSTB - 1734634



accessories

MC 1,5/10-LWL 1,5-3,5 - 1841161



MC 1,5/10-LWL 2,3-3,5 - 1841187



Base strip - MC 1,5/ 2-G-3,5 - 1844210

accessories

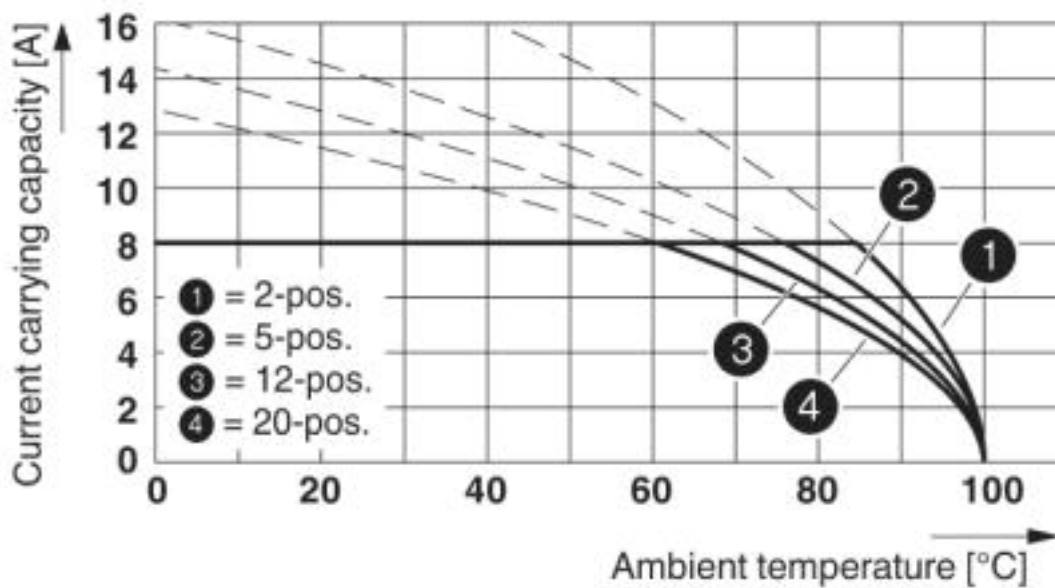
MC 1,5/10-LWL 4-3,5 - 1841200



Drawings

Drilling diagram

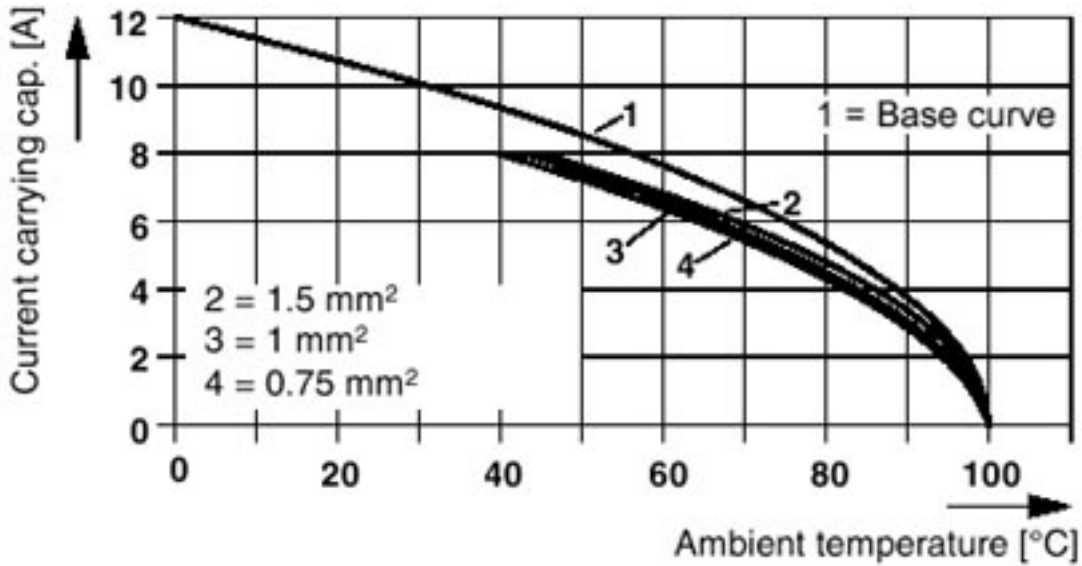
Diagram



Base strip - MC 1,5/ 2-G-3,5 - 1844210

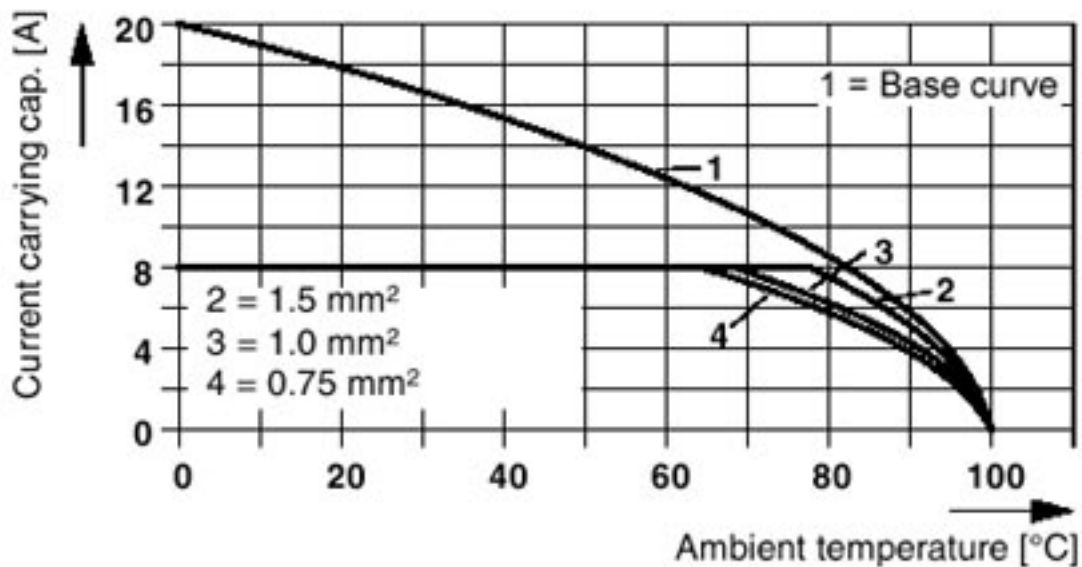
Diagram

Plug: MCVR(W) 1,5/5-ST(F)-3,81(3,5)
Header: MC(V) 1,5/5-G(F)-3,81(3,5)



Diagram

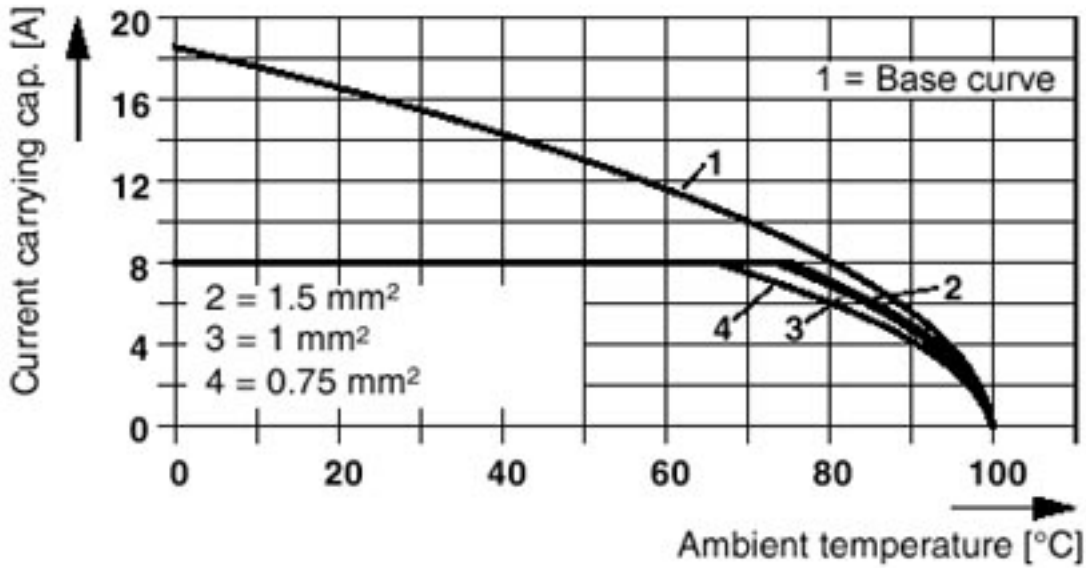
Plug: MC 1,5/5-ST(F)-3,81(3,5)
Header: MC(V) 1,5/5-G(F)-3,81(3,5)



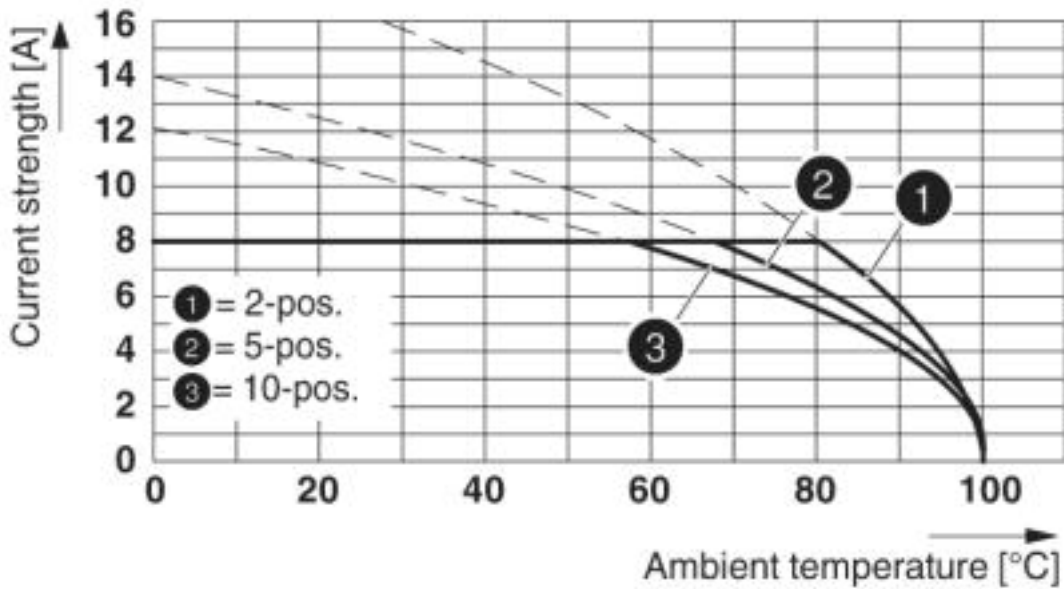
Base strip - MC 1,5/ 2-G-3,5 - 1844210

Diagram

Plug: FRONT-MC 1,5/5-ST(F)-3,81(3,5)
 Header: MC(V) 1,5/5-G(F)-3,81(3,5)



Diagram



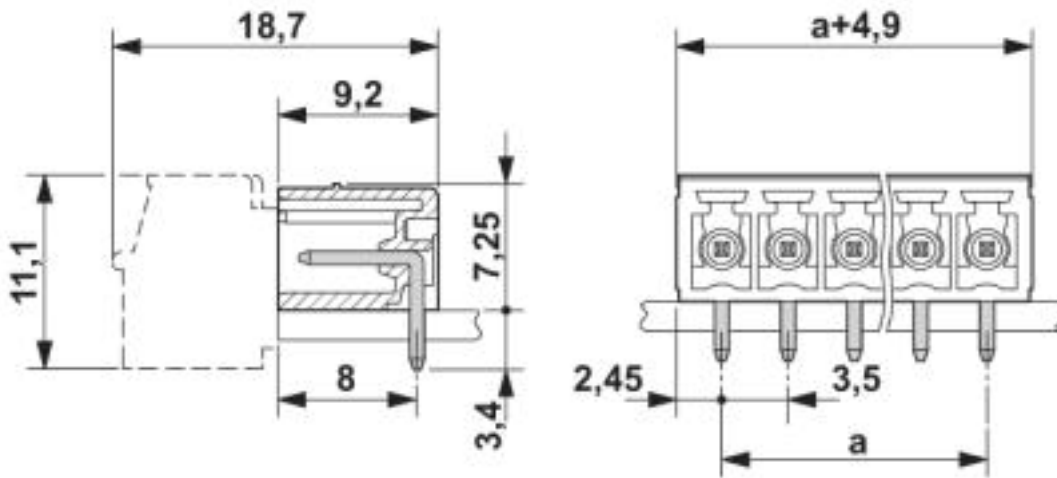
Type: TFMC 1,5/...-ST-3,5 with MC 1,5/...-G-3,5

Diagram

Type: MC 1,5/...-ST-3,5 with MC 1,5/...-G-3,5

Base strip - MC 1,5/ 2-G-3,5 - 1844210

Dimensioned drawing



© Phoenix Contact 2013 - all rights reserved
<http://www.phoenixcontact.com>