


D-ST

Screw Termination D'Sub series



CHARACTERISTICS

Materials and platings	
Shells	Steel Tin plated
Insulator	Glass filled thermoplastic, UL94V-0
Contacts	Machined brass, full gold

Electrical Data	
Current rating	7,5 A max
Voltage rating	300 V RMS at 50 Hz
Withstanding voltage	1000 V RMS at 50 Hz
Insulation resistance	> 5000 M Ω at 500 V DC
Contact resistance	< 5 m Ω

Climatic Data	
Operating temperature	- 55°C to + 85°C, peak at 125°C
Damp heat	21 days (40°C - 95% HR)
Salt spray	48 hours

Mechanical Data	
Cable type	Solid or stranded
Cable gage	0,75 mm ² max (AWG 18) - For bigger wire, please consult factory
Screw torque	0,05 mN max
Mating cycles	100 (classe II) or 500 (classe I)

DESCRIPTION

The Amphenol Screw Termination D'Sub series is especially designed for field applications.

These new connectors permit easy wiring without any specific tool : Just a standard electrician's screwdriver is required.


Due to their reduced overall dimensions, these connectors are compatible with all standard hoods and accessories

*Simplify
Your cable
assemblies!*

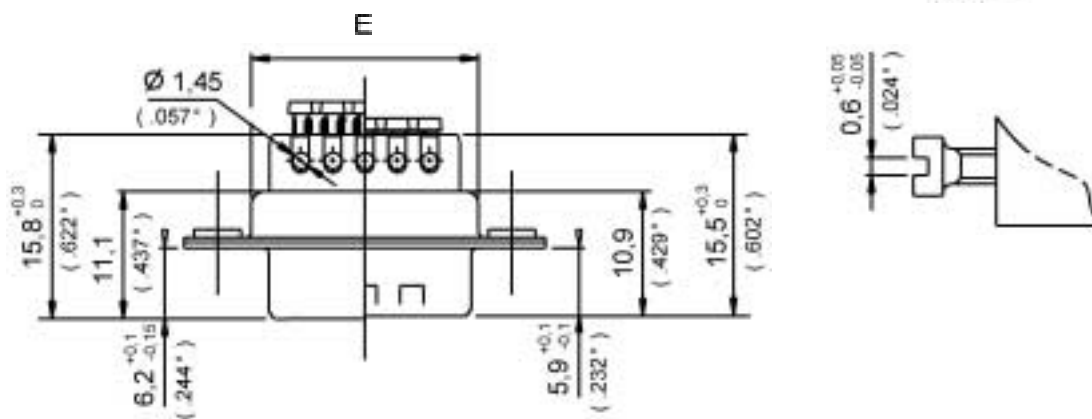
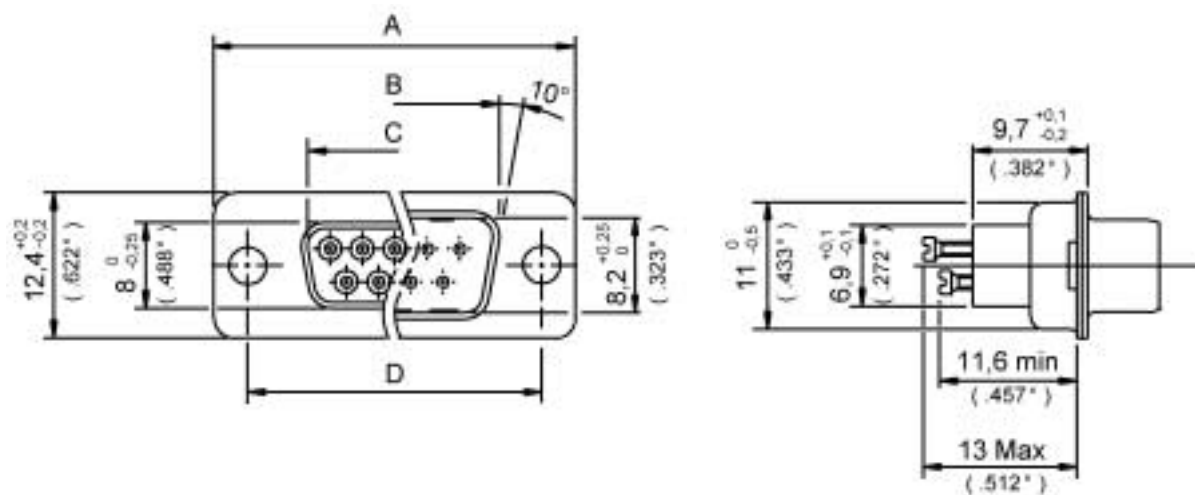
APPLICATIONS

- Industry
control of speed variators, calculators...
- Houses and public buildings
control of heating, air conditioning, lighting, shutters, fire safety...
- Infrastructures
fluids control, motorway tolls, street lighting...

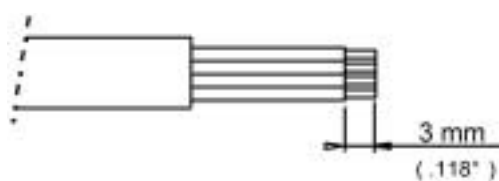
D-ST



Amphenol



Cable stripping



SIZE	A +0,25 (,010" -0,25 (,010"	B 0 -0,2 (,008"	C +0,2 (,008" 0	D +0,1 (,004" -0,1 (,004"	E +0,1 (,004" -0,4 (,016"
9	30.7 (1.209"	16.4 (.646"	16.8 (.661"	25 (.984"	19.4 (.370"
15	39 (1.535"	24.8 (.976"	25.1 (.988"	33.3 (1.311"	27.7 (1.091"
25	52.9 (2.083"	38.5 (1.516"	38.8 (1.528"	47 (1.850"	41.4 (1.630"
37	69.2 (2.724"	54.9 (2.161"	55.3 (2.177"	63.5 (2.500"	57.9 (2.280"

How to order

Classe II:	77D	Female connector	<p>717D Male connector, shells with dimples</p> <p>177D Female connector</p> <p>777D Male connector, shells with dimples</p>
	717D	Male connector, shells with dimples	
Classe I:	177D	Female connector	
	777D	Male connector, shells with dimples	
Size and number of contacts	E09, A15, B25, C37		
Type of contact:	P = Male	S = Female	
Contact termination:	ST = Screw termination		
Kit connector + hood option: (See following description)	1 = DPPK hood 2 = DSSK hood 3 = DTZK hood 4 = DVZK hood		

717D **E09** **P** **ST** **1**

Plastic hoods



DPPK Straight cable entry




DSSK Angled cable entry

Metallic hoods



DTZK Straight cable entry



DVZK Angled cable entry

