


# SD

D'Sub connectors - Stamped and Formed Contacts

## STRAIGHT PCB TERMINATION STANDARD and HIGH DENSITY



CHARACTERISTICS

### Specifications

- Connectors according to: MIL C24308 - NFC 93425-HE5

Materials and Platings	
<b>Shells</b>	Steel
<b>Insulator</b>	Glass-filled thermoplastic, UL 94V- 0
<b>Pin contacts</b>	Brass, selected gold in mating area; 2.54µm (100 µ") min.tin on termination area over 1.27µm (50µ") min.nickel
<b>Socket contact</b>	Phosphor bronze, selected gold in mating area;2.54µ(100µ") min.tin on termination area over 1.27µm (50µ") min.nickel
<b>Rear insert</b>	Brass, 2.54µm (100µ") min.nickel plated
<b>Boardlock</b>	Brass, 2.54µm (100µ") min.nickel plated
<b>Screwlock</b>	Brass, 2.54µm (100µ") min.nickel plated (removable)

Electrical Data	
<b>Current rating</b>	Standard Density:5A High Density:3A
<b>Voltage rating</b>	250V AC/ rms 50Hz
<b>Withstanding voltage</b>	1000V AC/rms 50Hz for one minute
<b>Insulation resistance</b>	1000MΩ at 500V DC
<b>Contact resistance</b>	20mΩ max

Climatic Data	
<b>Operating temperature</b>	-55°C to +125°C
<b>Salt spray</b>	24 hours

Mechanical Data					
<b>Single contact insertion force</b>		0.54kg (1.19lb) max			
<b>Single contact withdrawal force</b>		SD : 0.06kg (0.13lb) min		HD : 0.02kg (0.044lb) min	
<b>Mating and unmating force</b> Unit: kg ( lb)					
No. of Cts		SD		HD	
SD	HD	Mate (max)	Unmate (min)	Mate (max)	Unmate (min)
9	15	3.05 (6.74)	0.36 (0.79)	3.81 (8.42)	0.52 (1.14)
15	26	5.09 (11.24)	0.46 (1.01)	5.95 (13.16)	1.05 (2.32)
25	44	8.44 (18.66)	0.81 (1.8)	9.26 (20.46)	1.37 (3.02)
37	62	12.51 (27.65)	1.1 (2.47)	13.48 (29.78)	1.76 (3.88)
50	78	14.65 (32.38)	1.6 (3.56)	15.82 (34.96)	2.02 (4.46)
<b>Standard plating thickness</b>		<ul style="list-style-type: none"> <li>gold flash</li> <li>0.381µm (15µ") gold</li> <li>0.76 µm (30µ") gold</li> </ul>			

DESCRIPTION

The Amphenol "SD" series features precision formed contacts, and insulator with closed entry contacts cavities. This series gives you Amphenol's high standards of quality and reliability to meet all of your commercial requirements.

*Economical  
straight PCB  
mount connectors*

APPLICATIONS

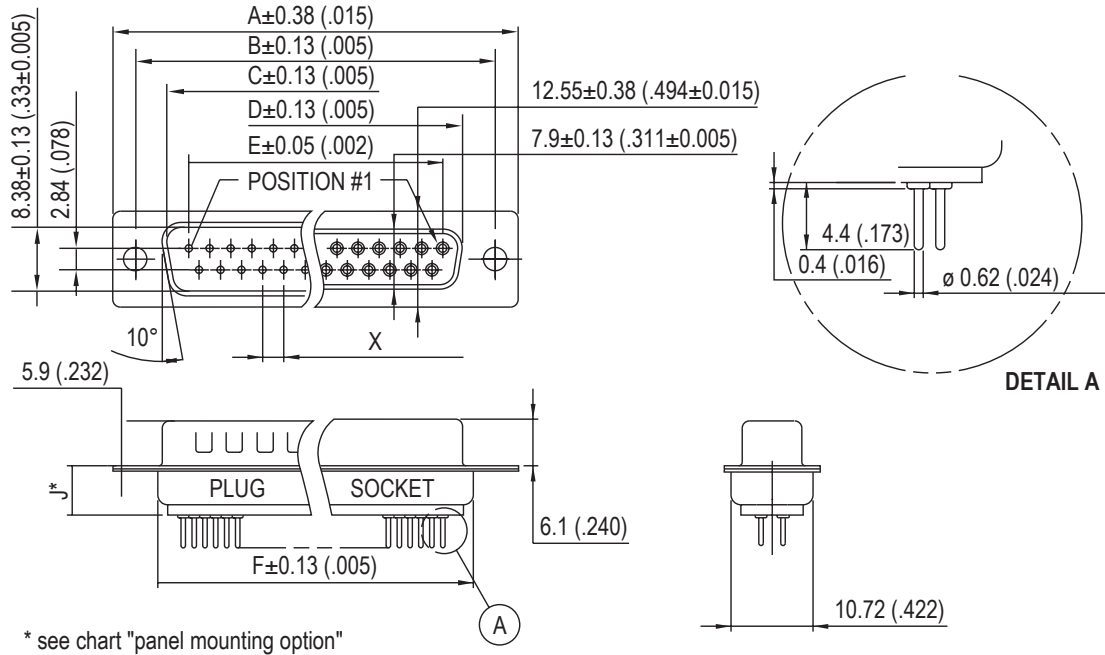
- Industrial
- Telecom
- Any industry standard I / O connections



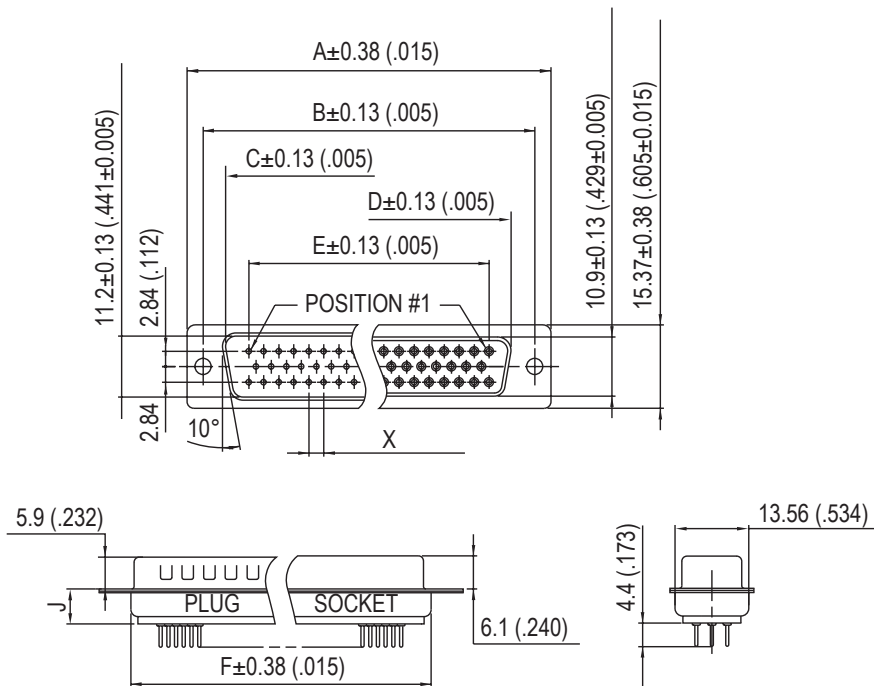
Amphenol

SD / E6

# Standard Density

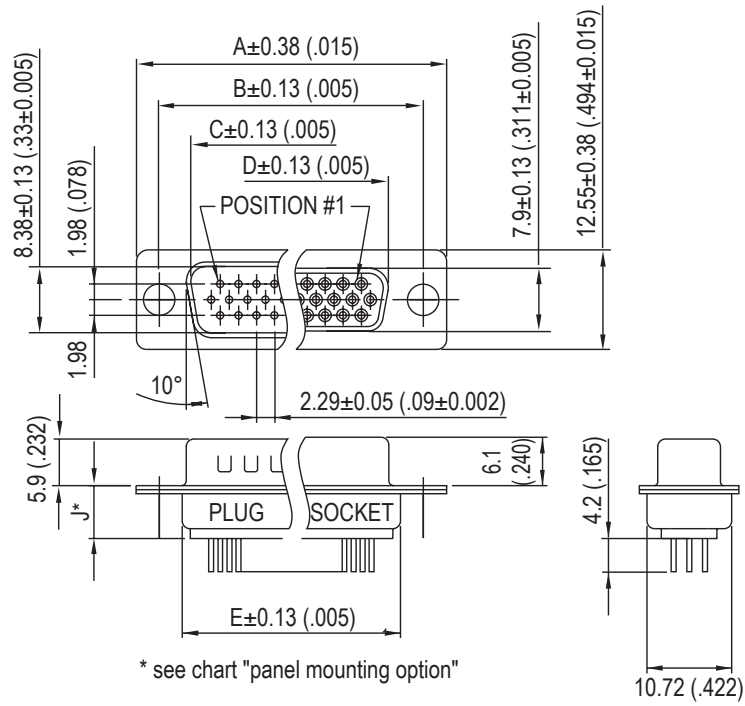


Nb OF CONTACTS	DIMENSIONS mm (inch)						
	A	B	C	D	E	F	X
9	30.84 (1.21)	24.99 (.98)	16.92 (.67)	16.24 (.64)	11.09 (.44)	19.28 (.76)	2.74
15	39.24 (1.54)	33.32 (1.31)	24.7 (.972)	24.56 (.97)	19.39 (.76)	27.51 (1.08)	2.74
25	53.04 (2.09)	47.04 (1.85)	38.96 (1.53)	38.38 (1.51)	33.24 (1.31)	41.30 (1.63)	2.77
37	69.32 (2.73)	63.50 (2.50)	55.42 (2.18)	54.76 (2.16)	49.86 (1.96)	57.71 (2.27)	2.77
50	67 (2.64)	61.11 (2.41)	52.86 (2.08)	52.34 (2.06)	44.32 (1.75)	55.3 (2.18)	2.77

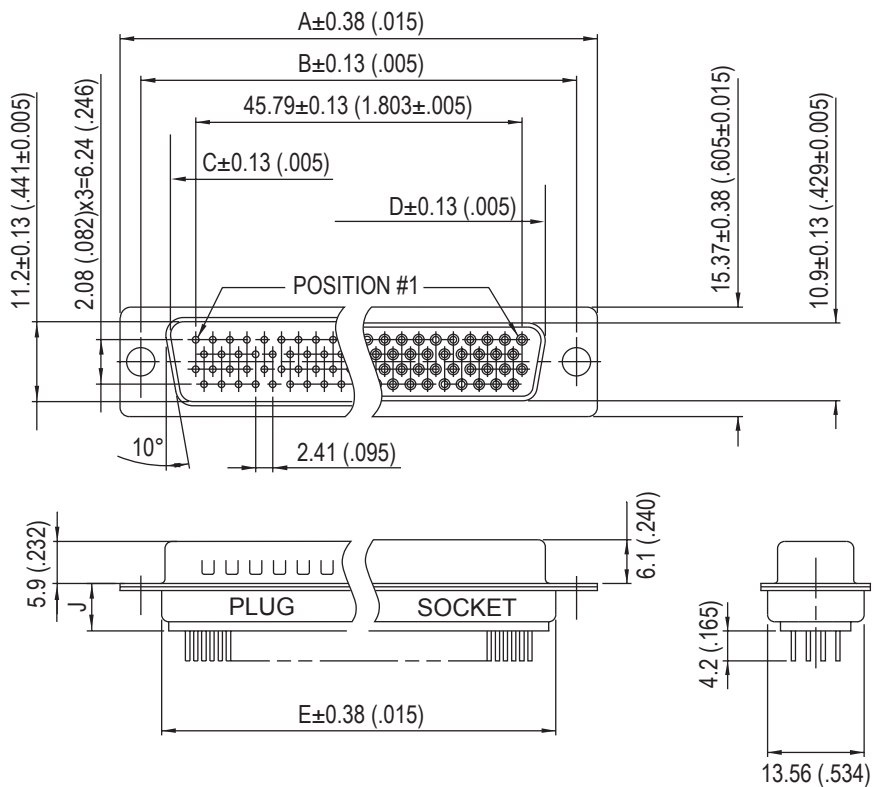


50 CONTACTS

# High Density

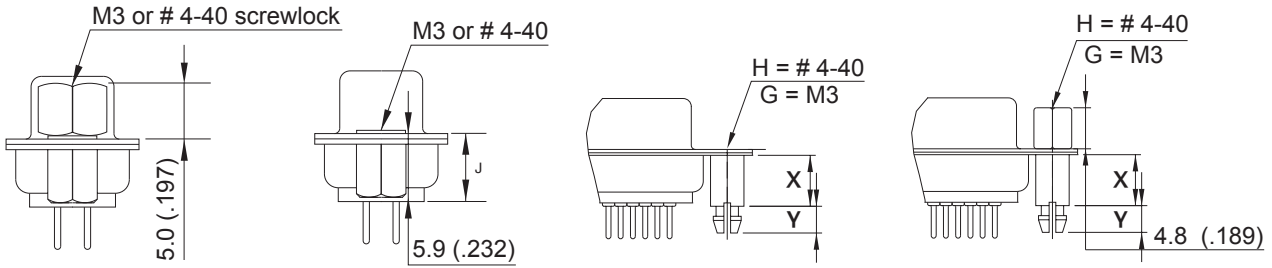


Nb OF CONTACTS	DIMENSIONS mm (inch)				
	A	B	C	D	E
15	30.84 (1.21)	24.99 (.98)	16.92 (.67)	16.24 (.64)	19.28 (.76)
26	39.24 (1.54)	33.32 (1.31)	24.7 (.972)	24.56 (.97)	27.51 (1.08)
44	53.04 (2.09)	47.04 (1.85)	38.96 (1.53)	38.38 (1.51)	41.30 (1.63)
62	69.32 (2.73)	63.50 (2.50)	55.42 (2.18)	54.76 (2.16)	57.71 (2.27)
78	67 (2.64)	61.11 (2.41)	52.86 (2.08)	52.34 (2.06)	55.3 (2.18)



78 CONTACTS

## Panel mounting option



Front Female Screwlock    Threaded Rear Insert    RM5 Standoff Boardlock    RM8 Standoff Boardlock

	RM5 RM8	RM5G RM8G
X	6.0(.236)	12.7(.500)
Y	4.2(.165)	3.2(.126)
J	6.2(.244)	11.8(.465)

## How to order

**L**    ...    ...    ...    ...    ...    ...    **OL2**    ...    **C309**

RoHS Compliant

gold flash	77: tinned shell for receptable 717: tinned shell + dimples for plug
0.4µm (15µ")	177: tinned shell for receptable 777: tinned shell + dimples for plug

SD : standard density  
HD : high density

shell size: E, A, B, C, D

**mounting type:**  
H = rear insert 4-40  
G = rear insert M3  
H,G must also be used to specify the threading of RM5 or RM8 grounding tabs.

**plating option:**  
valid only for 0.76µm (30µ")  
part numbers to be written as follow:  
or 77.....C309  
717.....C309

**grounding tabs:**  
no digit = standard rivet 3.05mm  
RM5 = retention clip  
RM8 = retention clip + front screwlock


**Termination**  
Straight for PCB

**contact type:**  
P = pin  
S = socket

**configuration:**  
SD : 9,15,25,37,50  
HD : 15,26,44,62,78

*For special request, please consult factory*

Do not hesitate to contact us for further information



# Amphenol

**Amphenol IT & Communication Products**

Block A3/A4, The 4th Industrial District of  
Industrial Headquarters, Dong Keng Road  
Gong Ming Town, Shen Zhen China  
Fax: +86(0)755 2754 9955

**Technical Support**

Tel: +86(0)755 2717 7945  
Info-dsub@amphenol.com.cn  
http://www.dsubconnector.com