

Description

SMA is an acronym for SubMiniature version A and was developed in the 1960's. It uses a threaded interface. 50 Ω SMA connectors are semi-precision, subminiature units that provide excellent electrical performance from DC to 18 GHz. These high-performance connectors are compact in size and mechanically have outstanding durability.

For phase array radar, test equipment, ILS landing systems and other instrumentation using phase matching techniques, these SMA connectors for semi-rigid coaxial cables and the SMA Plug-to-Jack adapter offer a precise and simple means of phase adjustment for microwave devices. Built in accordance with MIL-C-39012 and CECC 22110/111, SMA connectors can be mated with all connectors that meet these interface specifications, regardless of manufacturer.

Features/Benefits

- Broadband performance DC to 18 GHz with low reflection stainless steel construction and 1/4-36 threaded coupling
- Brass SMA available in nickel or gold plating which provides approximately 30% cost reduction with 100 mating cycles
- Available for .085" and .141" diameter semi-rigid cables and all the standard flexible cables including double shielded RG-316
- Phase Adjustable SMA connectors provide ease of mechanical screw adjustments

Applications

- Base Stations
- Cable Assemblies
- Instrumentation
- Mil/Aero
- Process Controls
- PC/LAN
- Telecom

Brass SMA Specifications

Electrical

Impedance	50 Ω
Frequency Range	.141" & .085" semi-rigid cable: 0-18 GHz Flexible cables: 0-12.4 GHz
Voltage Rating	RG-58, 141, 142: 500 volts peak RG-174, 188, 316: 375 volts peak
Dielectric Withstanding Voltage	.141" & RG-58 cables: 1,000 VRMS .085" & RG-316 cables: 750 VRMS
VSWR	Straight connector, .141": 1.05 + .005 f (GHz) Straight connector, RG-174: 1.15 + .02 f (GHz) Straight connector, RG-58: 1.15 + .01 f (GHz) Straight connector, RG-178: 1.20 + .025 f (GHz)
Contact Resistance	Center contact: 2.0 mΩ Body: 2.0 mΩ Braid to body: 0.5 mΩ
Insulation Resistance	5,000 MΩ
Insertion Loss	dB maximum= .06v[f(GHz)] Test frequency @ 6.0 GHz
RF Leakage	-90 dB minimum @ 2.3 GHz

Mechanical

Mating	.250-36 threaded coupling
Mating Torque	Recommended: 4 inch pounds (45 N.cm) Maximum: 5.2 inch pounds (60 N.cm)
Connector Durability	100 matings

Material

Bodies, Coupling Nuts, Other Metal Parts (except as noted) Contacts	Brass per QQ-B-626 Male: Brass Female: Beryllium copper, heat treated
Center Contact Plating	.000030" minimum gold
Plating (Other Metal Parts) Standard	.000010" gold or nickel plated
Insulator	TFE fluorocarbon
Gaskets	Silicone rubber

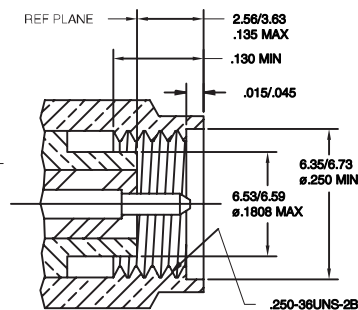
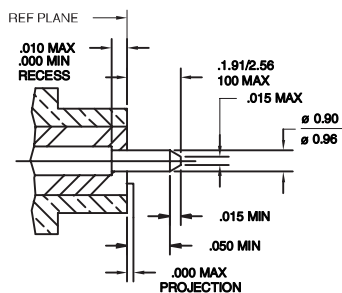
Environmental

Temperature Range	-65°C to +165°C
Thermal Shock	MIL-STD-202 method 107 (test condition B) except high temperatures @ +200°C
Vibration	MIL-STD-202 method 204 (test condition D)
Shock	MIL-STD-202 method 213 (test condition I). No discontinuity permitted
Corrosion	MIL-STD-202 method 101 (test condition B) 5% salt solution
Moisture Resistance	MIL-STD-202 method 106, except step 7b (vibration) omitted, and high humidity measurements do not apply
Weatherproofing	Crimp type: heat shrink tubing Solder type: silicone rubber gaskets
Altitude	MIL-STD-202 method 105 (test condition C), no corona at 70,000 feet

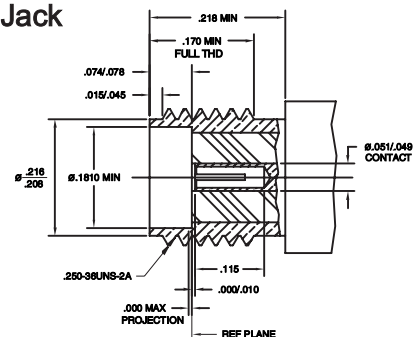
Military Specifications

MIL-C-39012 & MIL-C-83517 SMA Specification Sheets	As applicable
---	---------------

Plug



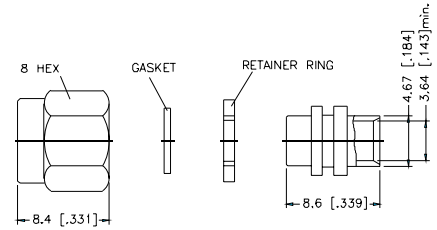
Jack



SMA Coaxial Connectors

Straight Solder Plug - Cable Inner Conductor Center Contact - Semi-Rigid Cable

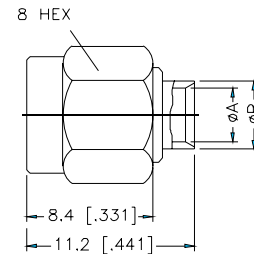
P.N.	Cable Group	Pit.	Ins.	Imp.	Crimp Tool
SMA1181K1-3G-10-50	10	Gold	N/A	50	N/A



Assembly Instruction A - page 227

Straight Solder Plug - With Contact - Semi-Rigid Cable

P.N.	Cable Group	Pit.	Ins.	Imp.	Crimp Tool
SMA1181A2-3GT50G-11-50	11	Gold	Teflon	50	N/A
SMA1181A1-3GT50G-10-50	10	Gold	Teflon	50	N/A
SMA1181K1-S/P-10-50	10	Gold	Teflon	50	N/A
Stainless Steel					
SMA1181A2-3GT50G-13-50	13	Gold	Teflon	50	N/A

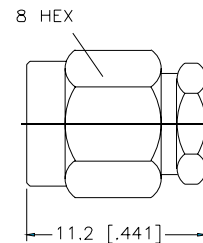



Assembly Instruction B - page 228
Assembly Instruction C - page 229

Straight Solder Plug - With Contact and Torque Nut - Semi-Rigid Cable

P.N.	Cable Group	Pit.	Ins.	Imp.	Crimp Tool
SMA1181A1-004-3GT50G-11-50	11	Gold	Teflon	50	N/A
Stainless Steel Nut					

Cable: .047" Cable, A = 1.24 mm [.049"] min,
.085" Cable, A = 2.2 mm [.087"] min,
.141" Cable, A = 3.6 mm [.142"] min,

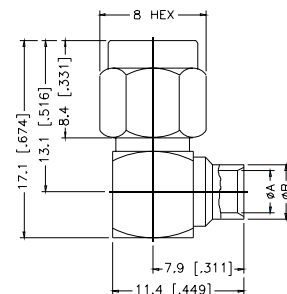



Assembly Instruction B - page 228

Right Angle Solder Plug DC - 12.4 GHZ - Semi-Rigid Cable

P.N.	Cable Group	Pit.	Ins.	Imp.	Crimp Tool
SMA1182A2-3GT50G-10-50	10	Gold	Teflon	50	N/A
SMA1182Z2-3GT50G-11-50	11	Gold	Teflon	50	N/A
Stainless Steel Nut					
SMA1182A2-3GT50G-11-50	11	Gold	Teflon	50	N/A
SMA1182A2-3GT50G-13-50	13	Gold	Teflon	50	N/A

Cable: .047" Cable, A = 1.24 mm [.049"] min,
.085" Cable, A = 2.2 mm [.087"] min,
.141" Cable, A = 3.6 mm [.142"] min,

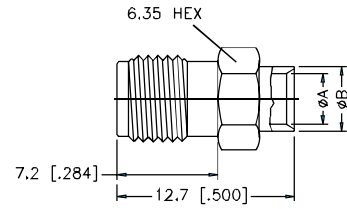



Assembly Instruction D - page 230

Straight Solder Jack - Semi-Rigid Cable

P.N.	Cable Group	Plt.	Ins.	Imp.	Crimp Tool
SMA6181A1-3GT50G-10-50	10	Gold	Teflon	50	N/A
SMA6181A2-3GT50G-11-50	11	Gold	Teflon	50	N/A
SMA6181A2-3GT50G-13-50	13	Gold	Teflon	50	N/A

Cable: .047" Cable, A = 1.24 mm [.049"] min,
 .085" Cable, A = 2.2 mm [.087"] min,
 .141" Cable, A = 3.6 mm [.142"] min,

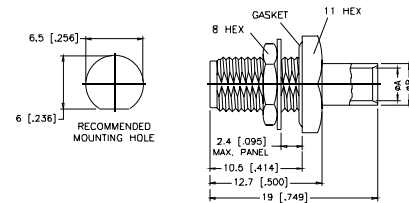



Assembly Instruction B - page 228
 Assembly Instruction C - page 229

Bulkhead Feedthrough Solder Jack - O-Ring seal - Semi-Rigid Cable

P.N.	Cable Group	Plt.	Ins.	Imp.	Crimp Tool
SMA6481A1-3GT50G-10-50	10	Gold	Teflon	50	N/A
SMA6481A2-3GT50G-11-50	11	Gold	Teflon	50	N/A
SMA6481A2-3GT50G-13-50	13	Gold	Teflon	50	N/A

Cable: .047" Cable, A = 1.24 mm [.049"] min,
 .085" Cable, A = 2.2 mm [.087"] min,
 .141" Cable, A = 3.6 mm [.142"] min,

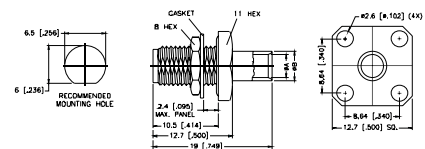



Assembly Instruction B - page 228
 Assembly Instruction C - page 229

Panel Mount Solder Jack - 4 hole Square Flange - Semi-Rigid Cable

P.N.	Cable Group	Plt.	Ins.	Imp.	Crimp Tool
SMA6581A2-3GT50G-11-50	11	Gold	Teflon	50	N/A
SMA6581A1-3GT50G-10-50	10	Gold	Teflon	50	N/A
SMA6581A3-3GT50G-13-50	13	Gold	Teflon	50	N/A

Cable: .047" Cable, A = 1.24 mm [.049"] min,
 .085" Cable, A = 2.2 mm [.087"] min,
 .141" Cable, A = 3.6 mm [.142"] min,

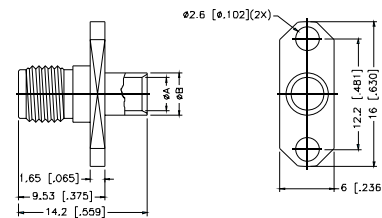



Assembly Instruction B - page 228
 Assembly Instruction C - page 229

Panel Mount Solder Jack - 2 hole Square Flange - Semi-Rigid Cable

P.N.	Cable Group	Plt.	Ins.	Imp.	Crimp Tool
SMA6581B2-3GT50G-11-50	11	Gold	Teflon	50	N/A
SMA6581B1-3GT50G-10-50	10	Gold	Teflon	50	N/A
SMA6581B3-3GT50G-13-50	13	Gold	Teflon	50	N/A

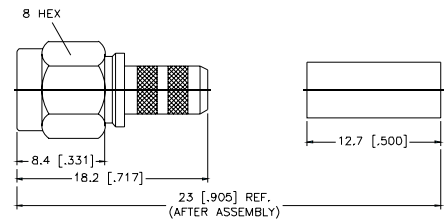
Cable: .047" Cable, A = 1.24 mm [.049"] min,
 .085" Cable, A = 2.2 mm [.087"] min,
 .141" Cable, A = 3.6 mm [.142"] min,



Assembly Instruction B - page 228
 Assembly Instruction C - page 229

Straight Crimp Plug - Standard Cable

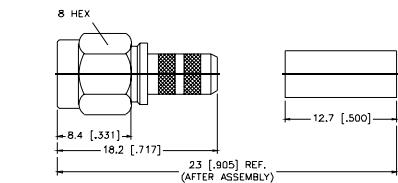
P.N.	Cable Group	Pit.	Ins.	Imp.	Crimp Tool
SMA1111A1-3GT50G-1-50	01	Gold	Teflon	50	3 or 4
SMA1111A1-3GT50G-1A-50	01A	Gold	Teflon	50	3 or 4
SMA1111A1-3GT50G-1B-50	01B	Gold	Teflon	50	3 or 4
SMA1111A1-007-3GT50G-7B-50	07B	Gold	Teflon	50	4



Assembly Instruction J - page 236

Straight Crimp Plug - Miniature Cable

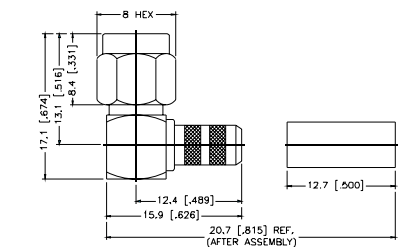

P.N.	Cable Group	Pit.	Ins.	Imp.	Crimp Tool
SMA1111A2-3GT50G-5-50	05	Gold	Teflon	50	1 or 2
SMA1111A2-S/PT50G-5-50 Stainless Steel	05	Gold	Teflon	50	1 or 2
SMA1111Z2-NT50G-5-50	05	Nickel	Teflon	50	1 or 2
SMA1111A2-3GT50G-5A-50	05A	Gold	Teflon	50	2
SMA1111G2-3GT50G-14-50	14	Gold	Teflon	50	1 or 2
SMA1111A1-3GT50G-16-50	16	Gold	Teflon	50	3
SMA1111A1-3GT50G-16A-50	16A	Gold	Teflon	50	3



Assembly Instruction J - page 236

Right Angle Crimp Plug - Standard Cable

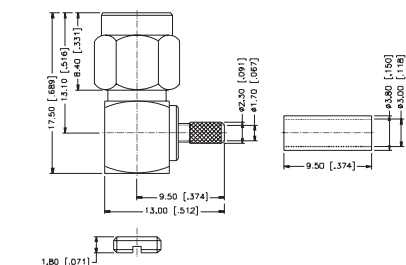

P.N.	Cable Group	Pit.	Ins.	Imp.	Crimp Tool
SMA1112A6-3GT50G-1-50	01	Gold	Teflon	50	3 or 4
SMA1112A4-S/PT50G-1-50 Stainless Steel	01	Gold	Teflon	50	3 or 4
SMA1112A6-3GT50G-1A-50	01A	Gold	Teflon	50	3 or 4
SMA1112A1-3GT50G-1B-50	01B	Gold	Teflon	50	3 or 4
SMA1112A1-3GT50G-7B-50	07B	Gold	Teflon	50	4
SMA1112A1-3GT30G-7C-50	7C	Gold	Teflon	50	6



Assembly Instruction I - page 235

Right Angle Crimp Plug - Miniature Cable

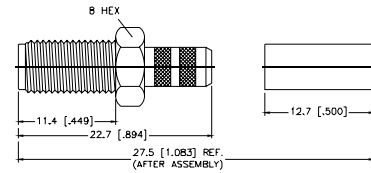

P.N.	Cable Group	Pit.	Ins.	Imp.	Crimp Tool
SMA1112A5-3GT50G-5-50	05	Gold	Teflon	50	1 or 2
SMA1112A5-3GT50G-5A-50	05A	Gold	Teflon	50	2
SMA1112A3-3GT50G-14-50	14	Gold	Teflon	50	1 or 2
SMA1112A6-3GT50G-16-50	16	Gold	Teflon	50	3
SMA1112A6-3GT50G-16A-50	16A	Gold	Teflon	50	3



Assembly Instruction I - page 235

Straight Crimp Jack - Standard Cable

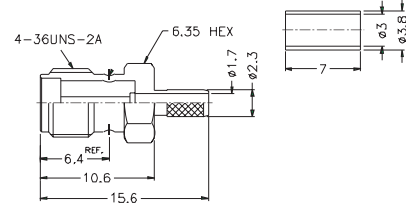
P.N.	Cable Group	Plt.	Ins.	Imp.	Crimp Tool
SMA6111A3-3GT50G-1-50	01	Gold	Teflon	50	3 or 4
SMA6111A3-3GT50G-1A-50	01A	Gold	Teflon	50	3 or 4
SMA6111A3-3GT50G-1B-50	01B	Gold	Teflon	50	3 or 4
SMA6111A5-3GT50G-7B-50	07B	Gold	Teflon	50	4



Assembly Instruction J - page 236

Straight Crimp Jack - Miniature Cable

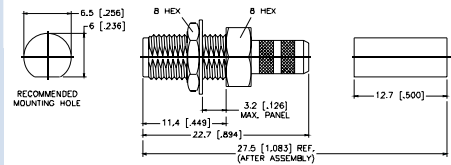

P.N.	Cable Group	Plt.	Ins.	Imp.	Crimp Tool
SMA6111A4-3GT50G-5-50	05	Gold	Teflon	50	1 or 2
SMA6111A4-3GT50G-5A-50	05A	Gold	Teflon	50	2
SMA6111A4-001-3GT50G-5-50 Short Body	05	Gold	Teflon	50	1 or 2
SMA6111G2-3GT50G-14-50	14	Gold	Teflon	50	1 or 2



Assembly Instruction J - page 236

Bulkhead Crimp Jack - Standard Cable

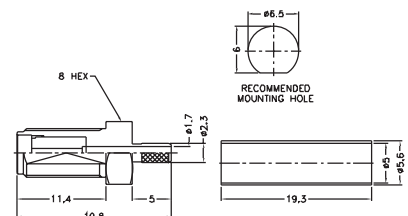

P.N.	Cable Group	Plt.	Ins.	Imp.	Crimp Tool
SMA6411A1-NT50G-1-50	01	Nickel	Teflon	50	3 or 4
SMA6411A3-3GT50G-1-50	01	Gold	Teflon	50	3 or 4
SMA6411A3-3GT50G-1A-50	01A	Gold	Teflon	50	3 or 4
SMA6411A1-3GT50G-1B-50	01B	Gold	Teflon	50	3 or 4
SMA6411A1-3GT50G-7B-50	07B	Gold	Teflon	50	4



Assembly Instruction J - page 236

Bulkhead Crimp Jack - Miniature Cable

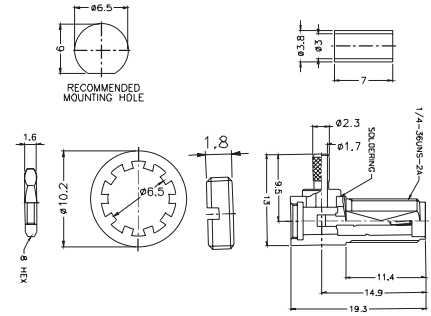
P.N.	Cable Group	Plt.	Ins.	Imp.	Crimp Tool
SMA6411A4-3GT50G-5-50	05	Gold	Teflon	50	1 or 2
SMA6411G2-001-3GT50G-5A-50	05A	Gold	Teflon	50	2
SMA6411G2-3GT50G-14-50	14	Gold	Teflon	50	1 or 2



Assembly Instruction J - page 236

Right Angle Bulkhead Crimp Jack - Miniature Cable

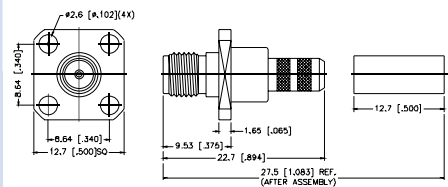

P.N.	Cable Group	Pit.	Ins.	Imp.	Crimp Tool
SMA6412A1-001-3GT50G-1-50	01	Gold	Teflon	50	1 or 2
SMA6412B1-3GT50G-5-50	05	Gold	Teflon	50	1 or 2



Assembly Instruction J - page 236

Panel Crimp Jack - Standard Cable

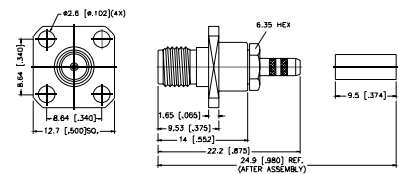

P.N.	Cable Group	Pit.	Ins.	Imp.	Crimp Tool
SMA6511A1-3GT50G-1-50	01	Gold	Teflon	50	3 or 4
SMA6511A1-3GT50G-1A-50	01A	Gold	Teflon	50	3 or 4



Assembly Instruction J - page 236

Panel Crimp Jack - Miniature Cable

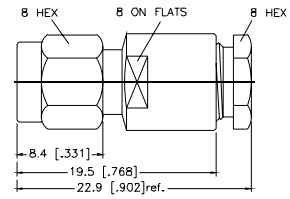
P.N.	Cable Group	Pit.	Ins.	Imp.	Crimp Tool
SMA6511G1-3GT50G-5-50	05	Gold	Teflon	50	1 or 2
SMA6511G1-3GT50G-5A-50	05A	Gold	Teflon	50	3



Assembly Instruction J - page 236

Straight Clamp Plug - Standard Cable

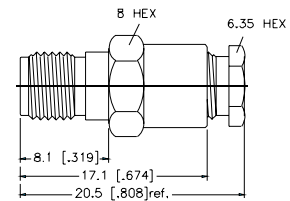
P.N.	Cable Group	Pit.	Ins.	Imp.	Crimp Tool
SMA1141C2-3GT50G-1-50	01	Gold	Teflon	50	N/A



Assembly Instruction M - page 239

Straight Clamp Jack - Miniature Cable

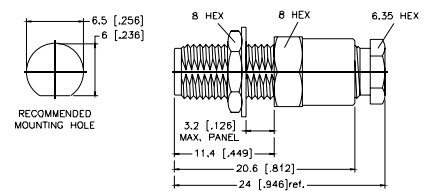

P.N.	Cable Group	Pit.	Ins.	Imp.	Crimp Tool
SMA6141C1-3GT50G-5-50	05	Gold	Teflon	50	N/A



Assembly Instruction M - page 239

Bulkhead Clamp Jack - Miniature Cable

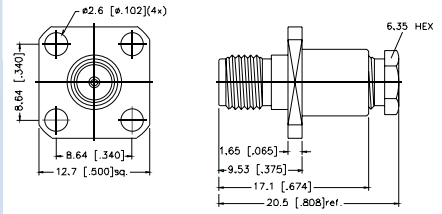

P.N.	Cable Group	Pit.	Ins.	Imp.	Crimp Tool
SMA6441C1-3GT50G-5-50	05	Gold	Teflon	50	N/A



Assembly Instruction M - page 239

Panel Clamp Jack - Miniature Cable

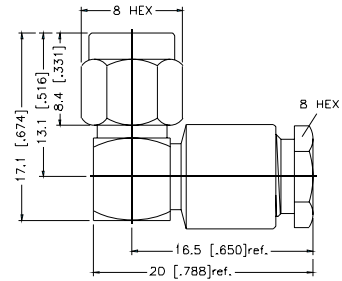
P.N.	Cable Group	Pit.	Ins.	Imp.	Crimp Tool
SMA6541C1-3GT50G-5-50	05	Gold	Teflon	50	N/A



Assembly Instruction H - page 234

Right Angle Clamp Plug - Standard Cable

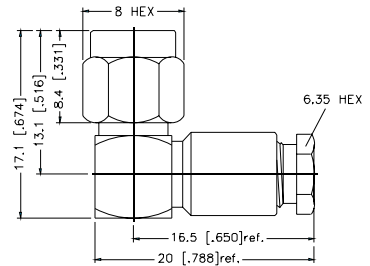
P.N.	Cable Group	Pit.	Ins.	Imp.	Crimp Tool
SMA1142C2-3GT50G-1-50	01	Gold	Teflon	50	N/A



Assembly Instruction D - page 230

Right Angle Clamp Jack - Miniature Cable

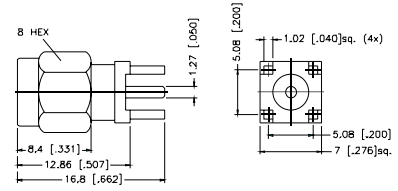

P.N.	Cable Group	Pit.	Ins.	Imp.	Crimp Tool
SMA1142C1-3GT50G-5-50	05	Gold	Teflon	50	N/A



Assembly Instruction D - page 230

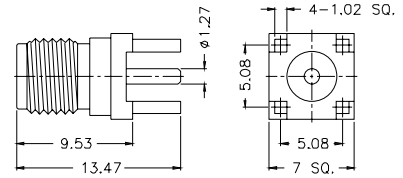

Straight Plug for P.C. Board

P.N.	Cable Group	Plt.	Ins.	Imp.	Crimp Tool
SMA1251A1-3GT50G-50	N/A	Gold	Teflon	50	N/A



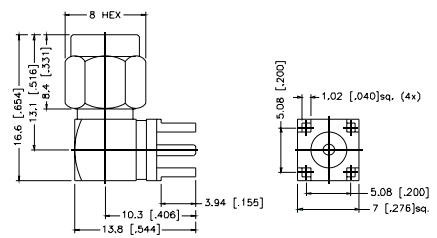

Straight Jack for P.C. Board

P.N.	Cable Group	Plt.	Ins.	Imp.	Crimp Tool
SMA6251A1-3GT50G-50	N/A	Gold	Teflon	50	N/A
SMA6251A2-3GT50G-50	N/A	Gold	Teflon	50	N/A
SURFACE MOUNT					



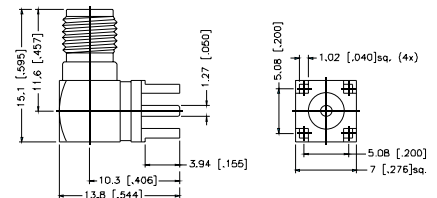

Right Angle Plug for P.C. Board

P.N.	Cable Group	Plt.	Ins.	Imp.	Crimp Tool
SMA1252A2-3GT50G-50	N/A	Gold	Teflon	50	N/A



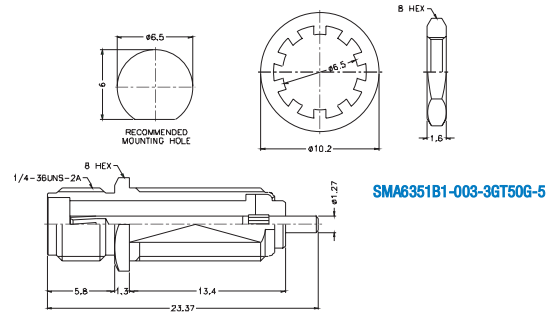
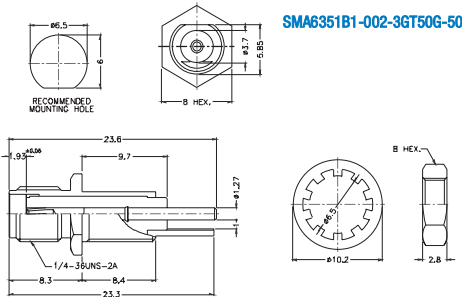
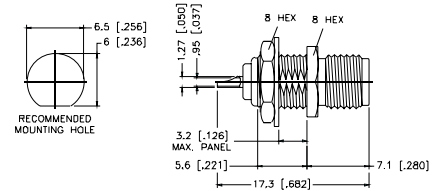

Right Angle Jack for P.C. Board

P.N.	Cable Group	Plt.	Ins.	Imp.	Crimp Tool
SMA6252A2-3GT50G-50	N/A	Gold	Teflon	50	N/A
SMA6252D1-3GT50G-50	N/A	Gold	Teflon	50	N/A
Diecast Body					



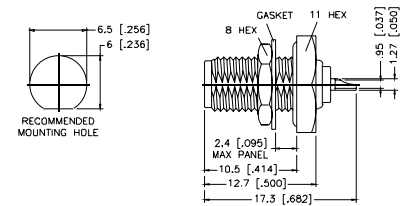

Bulkhead Jack Receptacle - Front Mount

P.N.	Cable Group	Plt.	Ins.	Imp.	Crimp Tool
SMA6351B1-3GT50G-50	N/A	Gold	Teflon	50	N/A
SMA6351B1-002-3GT50G-50 Bulkhead Mount	N/A	Gold	Teflon	50	N/A
SMA6351B1-003-3GT50G-50 Extended Body, Blunt Post	N/A	Gold	Teflon	50	N/A

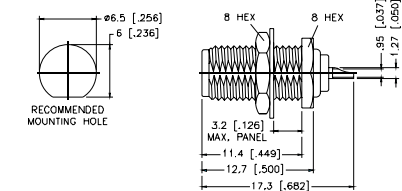


Bulkhead Jack Receptacle - Rear Mount

P.N.	Cable Group	Plt.	Ins.	Imp.	Crimp Tool
SMA6451A1-3GT50G-50	N/A	Gold	Teflon	50	N/A

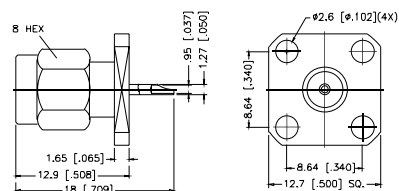



P.N.	Cable Group	Plt.	Ins.	Imp.	Crimp Tool
SMA6451B1-3GT50G-50	N/A	Gold	Teflon	50	N/A
SMA6451B1-002-3GT50G-50 Flatwasher	N/A	Gold	Teflon	50	N/A



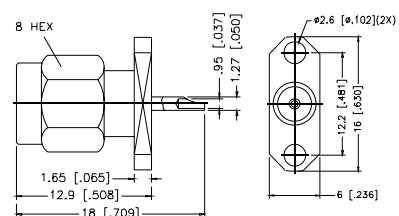

Panel Mount Plug Receptacle - 4 Hole Square Flange

P.N.	Cable Group	Pit.	Ins.	Imp.	Crimp Tool
SMA1551A1-3GT50G-50	N/A	Gold	Teflon	50	N/A



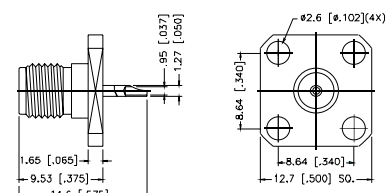

Panel Mount Plug Receptacle - 2 Hole Flange

P.N.	Cable Group	Pit.	Ins.	Imp.	Crimp Tool
SMA1551B1-3GT50G-50	N/A	Gold	Teflon	50	N/A



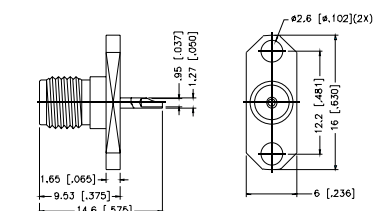

Panel Mount Jack Receptacle - 4 Hole Square Flange

P.N.	Cable Group	Pit.	Ins.	Imp.	Crimp Tool
SMA6551A1-3GT50G-50	N/A	Gold	Teflon	50	N/A
SMA6551A1-001-3GT50G-50 12.7 mm [.500"] Square Holes	N/A	Gold	Teflon	50	N/A



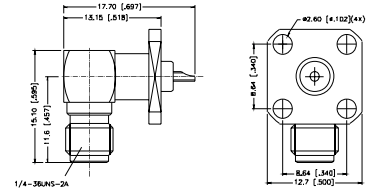

Panel Mount Jack Receptacle - 2 Hole Flange

P.N.	Cable Group	Pit.	Ins.	Imp.	Crimp Tool
SMA6551B1-3GT50G-50	N/A	Gold	Teflon	50	N/A



Right Angle Panel Mount Jack Receptacle - 4 Hole Square Flange

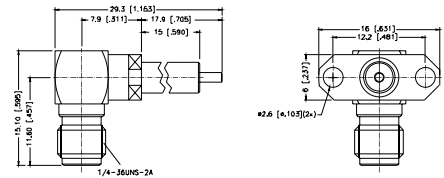

P.N.	Cable Group	Pit.	Ins.	Imp.	Crimp Tool
SMA6552A1-3GT50G-50	N/A	Gold	Teflon	50	N/A



Right Angle Panel Mount Jack Receptacle - 2 Hole 90° Flange - Exposed TFE Type

P.N.	Cable Group	Pit.	Ins.	Imp.	Crimp Tool
SMA6552F1-3GT50G-50	N/A	Gold	Teflon	50	N/A

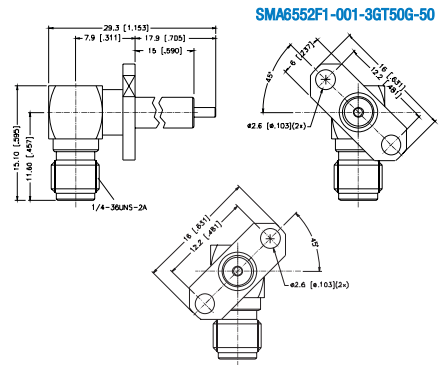
Remark: Extended teflon insulation available in various lengths. Contact Amphenol for part number and availability.



Right Angle Panel Mount Jack Receptacle - 2 Hole 45° Flange - Exposed TFE Type

P.N.	Cable Group	Pit.	Ins.	Imp.	Crimp Tool
SMA6552F1-001-3GT50G-50	N/A	Gold	Teflon	50	N/A
SMA6552F1-002-3GT50G-50	N/A	Gold	Teflon	50	N/A

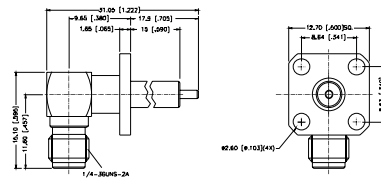

Remark: Extended teflon insulation available in various lengths. Contact Amphenol for part number and availability.



Right Angle Panel Mount Jack Receptacle - 4 Hole Flange - Exposed TFE Type

P.N.	Cable Group	Pit.	Ins.	Imp.	Crimp Tool
SMA6552E1-3GT50G-50	N/A	Gold	Teflon	50	N/A

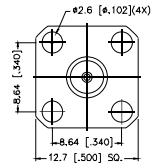
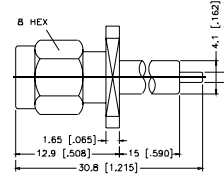

Remark: Extended teflon insulation available in various lengths. Contact Amphenol for part number and availability.



Panel Mount Plug Receptacle - 4 Hole Square Flange - Exposed TFE Type

P.N.	Cable Group	Pit.	Ins.	Imp.	Crimp Tool
SMA1551E1-3GT50G-50	N/A	Gold	Teflon	50	N/A

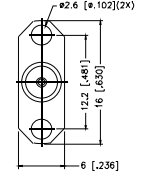
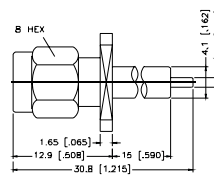

Remark: Extended teflon insulation available in various lengths.
Contact Amphenol for part number and availability.



Panel Mount Plug Receptacle - 2 Hole Flange - Exposed TFE Type

P.N.	Cable Group	Pit.	Ins.	Imp.	Crimp Tool
SMA1551F1-3GT50G-50	N/A	Gold	Teflon	50	N/A

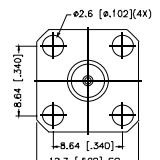
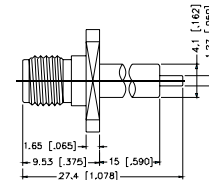

Remark: Extended teflon insulation available in various lengths.
Contact Amphenol for part number and availability.



Panel Mount Jack Receptacle - 4 Hole Square Flange - Exposed TFE Type

P.N.	Cable Group	Pit.	Ins.	Imp.	Crimp Tool
SMA6551E1-3GT50G-50	N/A	Gold	Teflon	50	N/A

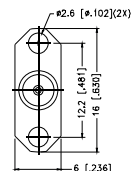
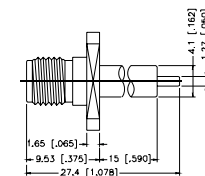

Remark: Extended teflon insulation available in various lengths.
Contact Amphenol for part number and availability.



Panel Mount Jack Receptacle - 2 Hole Flange - Exposed TFE Type

P.N.	Cable Group	Pit.	Ins.	Imp.	Crimp Tool
SMA6551F1-3GT50G-50	N/A	Gold	Teflon	50	N/A

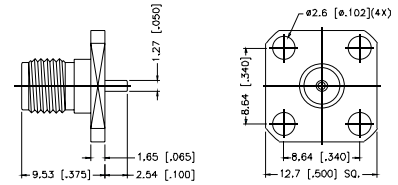

Remark: Extended teflon insulation available in various lengths.
Contact Amphenol for part number and availability.



Panel Mount Jack Receptacle - 4 Hole Square Flange - Blunt Post

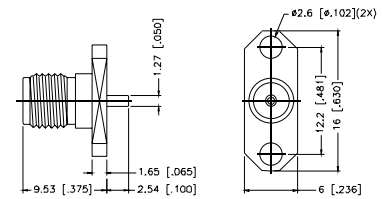

P.N.	Cable Group	Pit.	Ins.	Imp.	Crimp Tool
SMA6551E9-3GT50G-50	N/A	Gold	Teflon	50	N/A
SMA6551E9-003-3GT50G-50	N/A	Gold	Teflon	50	N/A

6.6 mm [.260"] POST



Panel Mount Jack Receptacle - 2 Hole Flange - Blunt Post

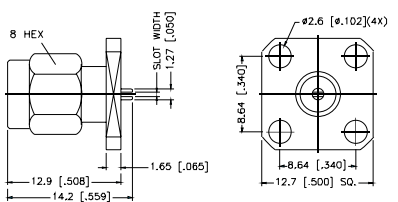
P.N.	Cable Group	Pit.	Ins.	Imp.	Crimp Tool
SMA6551F9-3GT50G-50	N/A	Gold	Teflon	50	N/A



Panel Mount Plug Receptacle - 4 hole Square Flange

P.N.	Cable Group	Pit.	Ins.	Imp.	Crimp Tool
SMA1551C1-3GT50G-0.5-50	N/A	Gold	Teflon	50	N/A

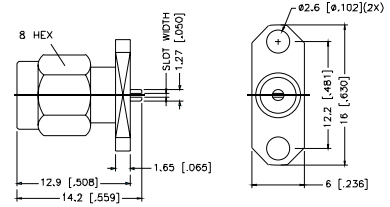

Remark: Size of slot width = 0.3 mm [.01"], 0.5 mm [.02"], 0.7 mm [.03"],



Panel Mount Plug Receptacle - 2 hole Flange

P.N.	Cable Group	Pit.	Ins.	Imp.	Crimp Tool
SMA1551D1-3GT50G-0.5-50	N/A	Gold	Teflon	50	N/A

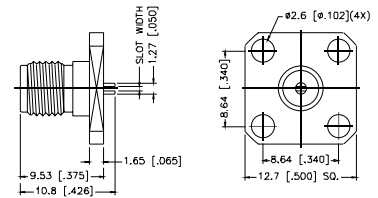

Remark: Size of slot width = 0.3 mm [.01"],
0.5 mm [.02"],
0.7 mm [.03"],



Panel mount Jack Receptacle - 4 hole Square Flange

P.N.	Cable Group	Pit.	Ins.	Imp.	Crimp Tool
SMA6551C1-3GT50G-0.5-50	N/A	Gold	Teflon	50	N/A

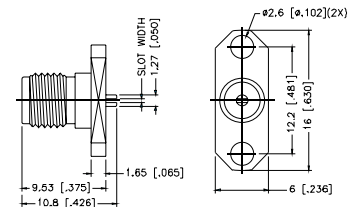

Remark: Size of slot width = 0.3 mm [.01"],
0.5 mm [.02"],
0.7 mm [.03"],



Panel mount Jack Receptacle - 2 hole Square Flange

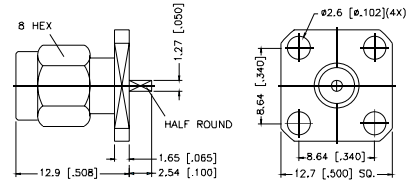

P.N.	Cable Group	Pit.	Ins.	Imp.	Crimp Tool
SMA6551D1-3GT50G-0.5-50	N/A	Gold	Teflon	50	N/A

Remark: Size of slot width = 0.3 mm [.01"],
0.5 mm [.02"],
0.7 mm [.03"],



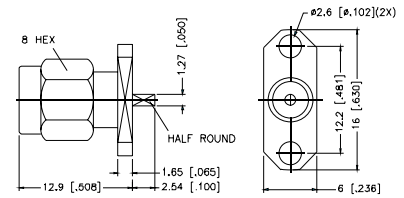

Panel Mount Plug Receptacle - 4 Hole Square Flange - Half Round Terminal

P.N.	Cable Group	Pit.	Ins.	Imp.	Crimp Tool
SMA1551G1-3GT50G-50	N/A	Gold	Teflon	50	N/A



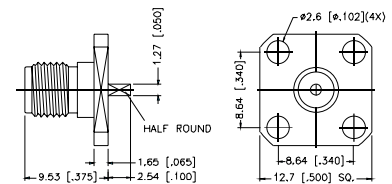

Panel Mount Plug Receptacle - 2 Hole Flange - Half Round Terminal

P.N.	Cable Group	Pit.	Ins.	Imp.	Crimp Tool
SMA1551H1-3GT50G-50	N/A	Gold	Teflon	50	N/A



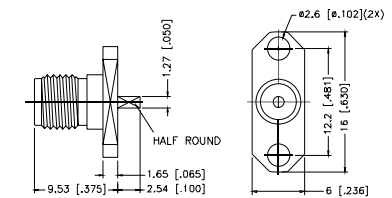

Panel Mount Jack Receptacle - 4 Hole Square Flange - Half Round Terminal

P.N.	Cable Group	Pit.	Ins.	Imp.	Crimp Tool
SMA6551G1-3GT50G-50	N/A	Gold	Teflon	50	N/A



Panel Mount Jack Receptacle - 2 Hole Flange - Half Round Terminal

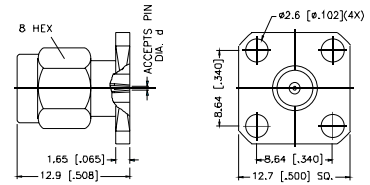

P.N.	Cable Group	Pit.	Ins.	Imp.	Crimp Tool
SMA6551H1-3GT50G-50	N/A	Gold	Teflon	50	N/A



Panel Mount Plug Receptacle - 4 Hole Sq. Flange - Terminal Flush to Below Flange

P.N.	Cable Group	Plt.	Ins.	Imp.	Crimp Tool
SMA1551K1-3GT50G-.015-50	N/A	Gold	Teflon	50	N/A

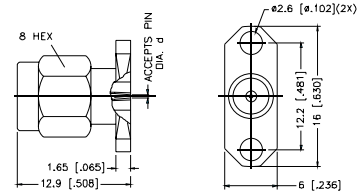

Remark: Pin size of d = .305 mm [.012"],
.381 mm [.015"],
.457 mm [.018"]



Panel Mount Plug Receptacle - 2 Hole Flange - Terminal Flush to Below Flange

P.N.	Cable Group	Plt.	Ins.	Imp.	Crimp Tool
SMA1551L1-3GT50G-.015-50	N/A	Gold	Teflon	50	N/A

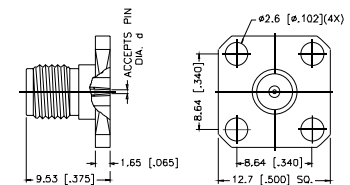

Remark: Pin size of d = .305 mm [.012"],
.381 mm [.015"],
.457 mm [.018"]



Panel Mount Jack Receptacle - 4 Hole Sq. Flange - Terminal Flush to Below Flange

P.N.	Cable Group	Plt.	Ins.	Imp.	Crimp Tool
SMA6551K1-3GT50G-.015-50	N/A	Gold	Teflon	50	N/A

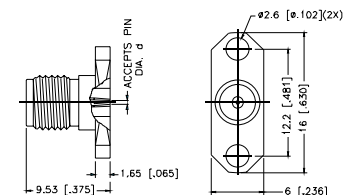

Remark: Pin size of d = .305 mm [.012"],
.381 mm [.015"],
.457 mm [.018"]



Panel Mount Jack Receptacle - 2 Hole Flange - Terminal Flush to Below Flange

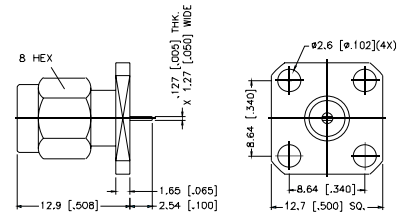

P.N.	Cable Group	Plt.	Ins.	Imp.	Crimp Tool
SMA6551L1-3GT50G-.015-50	N/A	Gold	Teflon	50	N/A

Remark: Pin size of d = .305 mm [.012"],
.381 mm [.015"],
.457 mm [.018"]



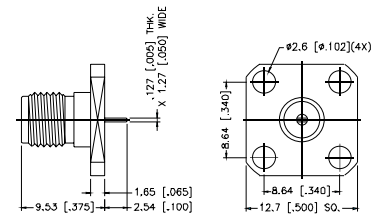

Panel Mount Plug Receptacle - 4 Hole Square Flange - Tab Terminal

P.N.	Cable Group	Pit.	Ins.	Imp.	Crimp Tool
SMA1551M1-3GT50G-50	N/A	Gold	Teflon	50	N/A



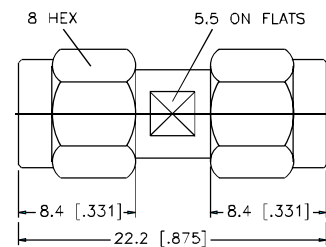
Panel Mount Jack Receptacle - 4 Hole Square Flange - Tab Terminal

P.N.	Cable Group	Pit.	Ins.	Imp.	Crimp Tool
SMA6551M1-3GT50G-50	N/A	Gold	Teflon	50	N/A



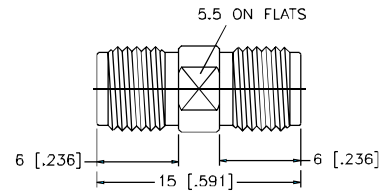

Plug-to-Plug Adapter

P.N.	Cable Group	Pit.	Ins.	Imp.	Crimp Tool
SMA2071A1-3GT50G-50	N/A	Gold	Teflon	50	N/A
SMA2071A1-S/PT50G-50 Stainless Steel Body	N/A	S/S	Teflon	50	N/A



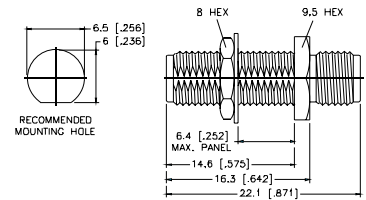

Jack-to-Jack Adapter

P.N.	Cable Group	Pit.	Ins.	Imp.	Crimp Tool
SMA7071A2-3GT50G-50	N/A	Gold	Teflon	50	N/A
SMA7071A4-S/PT50G-50 Stainless Steel Body	N/A	S/S	Teflon	50	N/A



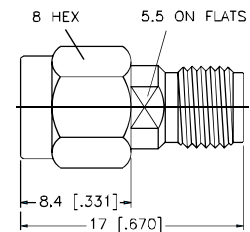
Jack-to-Jack Adapter - Bulkhead Feedthrough

P.N.	Cable Group	Pit.	Ins.	Imp.	Crimp Tool
SMA7471B1-3GT50G-50	N/A	Gold	Teflon	50	N/A



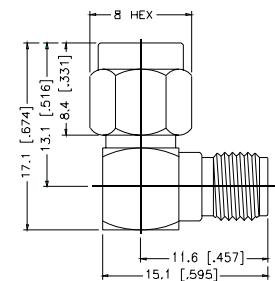

Plug-to-Jack Adapter

P.N.	Cable Group	Pit.	Ins.	Imp.	Crimp Tool
SMA5071A1-3GT50G-50	N/A	Gold	Teflon	50	N/A



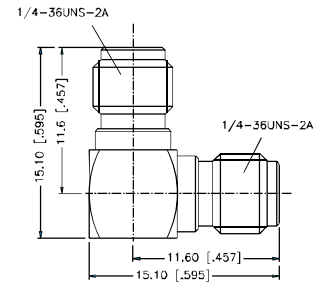

Plug-to-Jack Adapter - Right Angle

P.N.	Cable Group	Pit.	Ins.	Imp.	Crimp Tool
SMA5072A2-3GT50G-50	N/A	Gold	Teflon	50	N/A



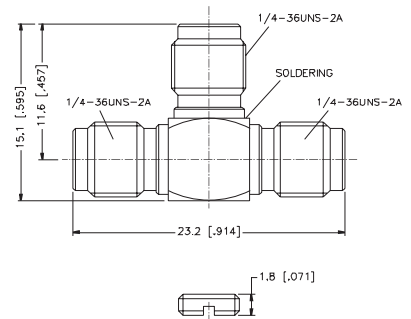
Jack-to-Jack Adapter - Right Angle

P.N.	Cable Group	Pit.	Ins.	Imp.	Crimp Tool
SMA7072A1-3GT50G-50	N/A	Gold	Teflon	50	N/A



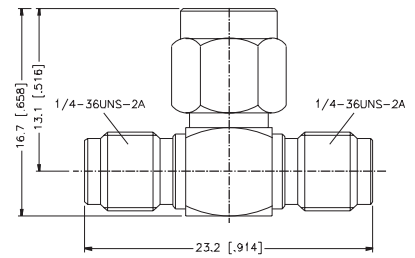
Jack-to-Jack-to-Jack Tee Adapter

P.N.	Cable Group	Pit.	Ins.	Imp.	Crimp Tool
SMA8073A1-3GT50G-50	N/A	Gold	Teflon	50	N/A



Jack-to-Plug-to-Jack Tee Adapter

P.N.	Cable Group	Pit.	Ins.	Imp.	Crimp Tool
SMA9073A1-3GT50G-50	N/A	Gold	Teflon	50	N/A



Male Cap

P.N.	Cable Group	Plt.	Ins.	Imp.	Crimp Tool
SMA1005A2-3G	N/A	Gold	Teflon	50	N/A

