

Relay Module - PLC-RSC- 24DC/21-21 - 2967060

Please be informed that the data shown in this PDF Document is generated from our Online Catalog. Please find the complete data in the user's documentation. Our General Terms of Use for Downloads are valid (<http://download.phoenixcontact.com>)



PLC relay, consisting of base terminal block PLC-BSC.../21 with screw connection and pluggable miniature relay with power contact, for assembly on DIN rail NS 35/7.5, 2 PDT, input voltage 24 V DC

Product Features

- Narrow design
- Efficient connection to system cabling using V8 adapter
- RT III sealed relay
- Safe isolation according to DIN EN 50178 between coil and contact
- Integrated input circuit and interference suppression circuit
- Functional plug-in bridges



Key commercial data

| | |
|------------------|---------------|
| package_quantity | 10 |
| GTIN | 4017918156374 |

Technical data

Note:

| | |
|-------------------------|---------------------------------------------------------------------------|
| Utilization restriction | EMC: class A product, see manufacturer's declaration in the download area |
|-------------------------|---------------------------------------------------------------------------|

Dimensions

| | |
|--------|-------|
| Width | 14 mm |
| Height | 80 mm |
| Depth | 94 mm |

Ambient conditions

| | |
|-----------------------------------------|------------------|
| Ambient temperature (operation) | -40 °C ... 60 °C |
| Ambient temperature (storage/transport) | -40 °C ... 85 °C |

Coil side

| | |
|--------------------------------|---------|
| Nominal input voltage U_N | 24 V DC |
| Nominal input current at U_N | 18 mA |
| Typical response time | 8 ms |
| Typical release time | 10 ms |

Relay Module - PLC-RSC- 24DC/21-21 - 2967060

Technical data

Coil side

| | |
|----------------------------------|----------------------------------------------------------------|
| Operating voltage display | Yes |
| Protective circuit | Protection against polarity reversal Polarity protection diode |
| Protective circuit | Free-wheeling diode Damping diode |

Contact side

| | |
|----------------------------------------------|-----------------------------------------------------------------------------------------------------------------------------------------------------------------------------------------------------------------------------------------------|
| Contact type | 2 PDT |
| Contact material | AgNi |
| Maximum switching voltage | 250 V AC/DC (The separating plate PLC-ATP should be installed for voltages larger than 250 V (L1, L2, L3) between identical terminal blocks in adjacent modules. Potential bridging is then carried out with FBST 8-PLC... or ...FBST 500...) |
| Minimum switching voltage | 5 V AC/DC (at 10 mA) |
| Maximum inrush current | 15 A (300 ms) |
| Min. switching current | 10 mA (At 5 V) |
| Limiting continuous current | 6 A |
| Interrupting rating (ohmic load) max. | 140 W (at 24 V DC) |
| Interrupting rating (ohmic load) max. | 85 W (at 48 V DC) |
| Interrupting rating (ohmic load) max. | 60 W (at 60 V DC) |
| Interrupting rating (ohmic load) max. | 44 W (at 110 V DC) |
| Interrupting rating (ohmic load) max. | 60 W (at 220 V DC) |
| Interrupting rating (ohmic load) max. | 1500 VA (for 250 V AC) |

General

| | |
|-------------------------------------------------|----------------------------------------------------|
| Test voltage relay winding/relay contact | 4 kV AC (50 Hz, 1 min.) |
| Test voltage PDT/PDT | 2.5 kV AC (50 Hz, 1 min.) |
| Operating mode | 100% operating factor |
| Mechanical service life | 3 x 10 ⁷ cycles |
| Inflammability class according to UL 94 | V0 |
| Name | Standards/regulations |
| Standards/regulations | IEC 60664 |
| Standards/regulations | EN 50178 |
| Standards/regulations | IEC 62103 |
| Rated surge voltage / insulation | 6 kV (safe isolation: control side / contact side) |
| Pollution degree | 2 |
| Surge voltage category | III |
| Mounting position | Any |
| Assembly instructions | In rows with zero spacing |

Connection data

| | |
|----------------------------------------------|----------------------|
| Connection method | Screw connection |
| Conductor cross section solid min. | 0.14 mm ² |
| Conductor cross section solid max. | 2.5 mm ² |
| Conductor cross section stranded min. | 0.14 mm ² |
| Conductor cross section stranded max. | 2.5 mm ² |

Relay Module - PLC-RSC- 24DC/21-21 - 2967060

Technical data

Connection data

| | |
|----------------------------------------|------|
| Conductor cross section AWG/kcmil min. | 26 |
| Conductor cross section AWG/kcmil max | 14 |
| Stripping length | 8 mm |
| Screw thread | M3 |

classifications

eCl@ss

| | |
|------------|----------|
| eCl@ss 4.0 | 27371102 |
| eCl@ss 4.1 | 27371102 |
| eCl@ss 5.0 | 27371001 |
| eCl@ss 5.1 | 27371001 |
| eCl@ss 6.0 | 27371001 |
| eCl@ss 7.0 | 27371001 |
| eCl@ss 8.0 | 27371001 |

ETIM

| | |
|----------|----------|
| ETIM 2.0 | EC000196 |
| ETIM 3.0 | EC000196 |
| ETIM 4.0 | EC000196 |
| ETIM 5.0 | EC001504 |


UNSPSC

| | |
|---------------|----------|
| UNSPSC 6.01 | 30211916 |
| UNSPSC 7.0901 | 39121515 |
| UNSPSC 11 | 39121515 |
| UNSPSC 12.01 | 39121515 |
| UNSPSC 13.2 | 39121515 |

approvals


UL Recognized / UL Listed / cUL Recognized / GOST / cUL Listed / GL / cULus Recognized / cULus Listed /

Approval details



Relay Module - PLC-RSC- 24DC/21-21 - 2967060

approvals



accessories

Mounting rail

NS 35/ 7,5 V2A UNPERF 2000MM - 0801377



NS 35/ 7,5 PERF 2000MM - 0801733



Relay Module - PLC-RSC- 24DC/21-21 - 2967060

accessories

NS 35/ 7,5 CU UNPERF 2000MM - 0801762



NS 35/15 UNPERF 2000MM - 1201714



NS 35/15 CU UNPERF 2000MM - 1201895



NS 35/15-2,3 UNPERF 2000MM - 1201798



NS 35/15 AL UNPERF 2000MM - 1201756



NS 35/15 PERF 2000MM - 1201730



Relay Module - PLC-RSC- 24DC/21-21 - 2967060

accessories

NS 35/ 7,5 UNPERF 2000MM - 0801681



Terminal marking

ZB10/WH-100:UNBEDRUCKT - 5060883



ZB 10:UNBEDRUCKT - 1053001



Labeled terminal marker

ZB10,LGS:FORTL.ZAHLEN - 1053014



Partition plate

PLC-ATP BK - 2966841



Relay Module - PLC-RSC- 24DC/21-21 - 2967060

accessories

Power module

PLC-ESK GY - 2966508



Screwdriver tools

SZF 1-0,6X3,5 - 1204517



Controller board

PLC-V8L/FLK14/OUT - 2299660



PLC-V8L/FLK14/OUT/M - 2304306



Bridge

FBST 500-PLC RD - 2966786



Relay Module - PLC-RSC- 24DC/21-21 - 2967060

accessories

FBST 500-PLC BU - 2966692



FBST 500-PLC GY - 2966838



FBST 6-PLC RD - 2966236



FBST 6-PLC BU - 2966812



FBST 6-PLC GY - 2966825



Relay Module - PLC-RSC- 24DC/21-21 - 2967060

accessories

FBST 6-PLC RD - 2966236

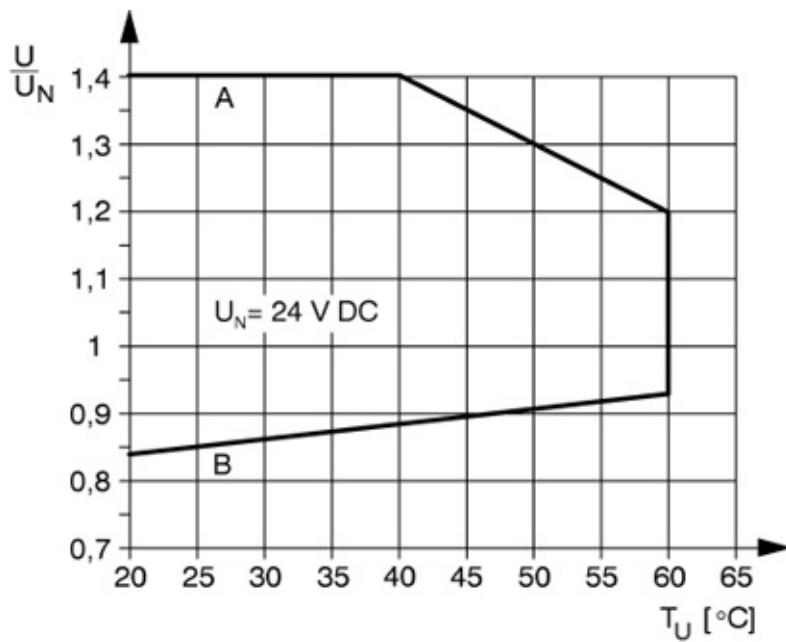


FBST 6-PLC RD - 2966236



Drawings

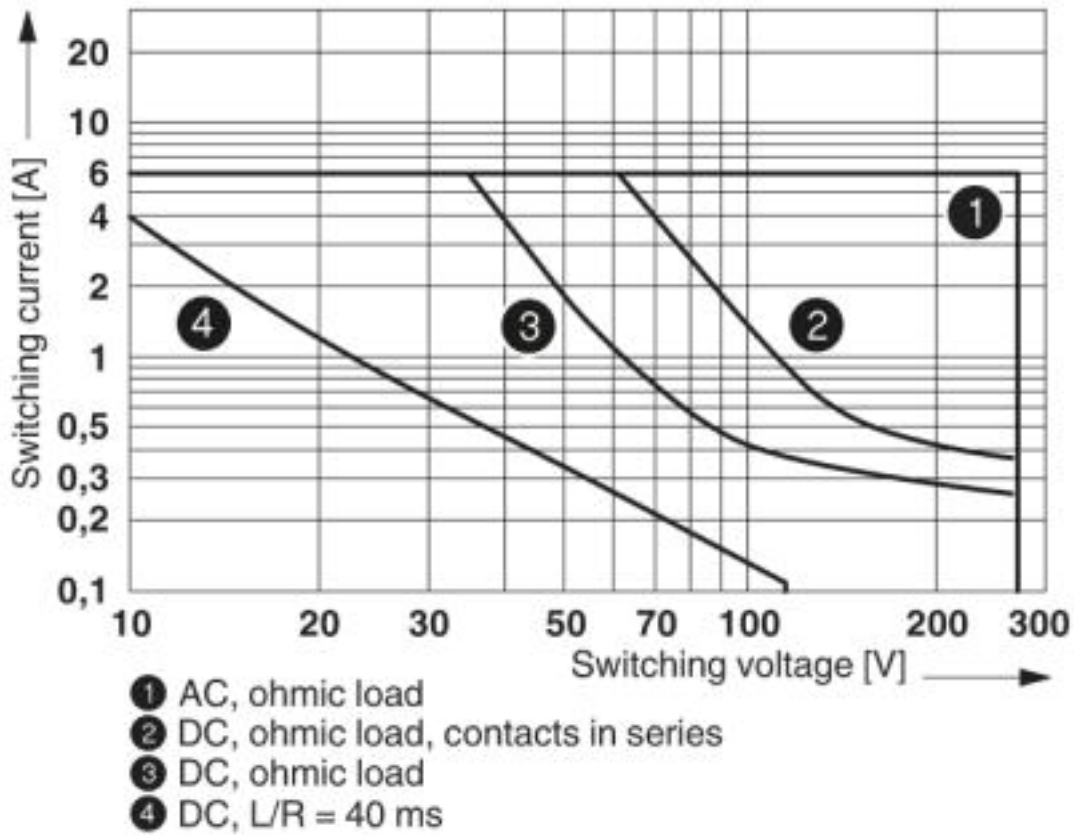
Diagram



Curve A Maximum permissible continuous voltage U_{max} with limiting continuous current on the contact side (see relevant technical data)
Curve B Minimum permissible operate voltage U_{op} after pre-excitation (see relevant technical data)

Relay Module - PLC-RSC- 24DC/21-21 - 2967060

Diagram



Interrupting rating

Relay Module - PLC-RSC- 24DC/21-21 - 2967060

Circuit diagram

