

# Base strip - MSTBV 2,5/ 6-G-5,08 - 1758050

Please be informed that the data shown in this PDF Document is generated from our Online Catalog. Please find the complete data in the user's documentation. Our General Terms of Use for Downloads are valid (<http://download.phoenixcontact.com>)



Header, Nominal current: 12 A, Rated voltage (III/2): 320 V, Number of positions: 6, Pitch: 5.08 mm, Color: green, Contact surface: Tin, Assembly: Soldering

The figure shows a 10-position version of the product

## Product Features

- Other pin lengths available on request
- Versions with and without side panel
- Plug-in direction parallel and vertical to the PCB
- Standard pin strip for 320 V (III/2)

## Key commercial data

<b>package_quantity</b>	100
<b>GTIN</b>	4017918030261

## Technical data

### Dimensions

<b>Length</b>	8.6 mm
<b>Pitch</b>	5.08 mm
<b>Dimension a</b>	25.4 mm
<b>Pin dimensions</b>	1 x 1 mm
<b>Hole diameter</b>	1.4 mm

### General

<b>Range of articles</b>	MSTBV 2,5/...-G
<b>Insulating material group</b>	I
<b>Rated surge voltage (III/3)</b>	4 kV
<b>Rated surge voltage (III/2)</b>	4 kV
<b>Rated surge voltage (II/2)</b>	4 kV
<b>Rated voltage (III/3)</b>	250 V
<b>Rated voltage (III/2)</b>	320 V
<b>Rated voltage (II/2)</b>	400 V
<b>Connection in acc. with standard</b>	EN-VDE
<b>Nominal current I<sub>N</sub></b>	12 A
<b>Maximum load current</b>	12 A
<b>Insulating material</b>	PA

# Base strip - MSTBV 2,5/ 6-G-5,08 - 1758050

## Technical data

### General

<b>Inflammability class according to UL 94</b>	V0
<b>Color</b>	green
<b>Number of positions</b>	6

## classifications

### eCl@ss

<b>eCl@ss 4.0</b>	272607xx
<b>eCl@ss 4.1</b>	27260701
<b>eCl@ss 5.0</b>	27260701
<b>eCl@ss 5.1</b>	27260701
<b>eCl@ss 6.0</b>	27260704
<b>eCl@ss 7.0</b>	27440402
<b>eCl@ss 8.0</b>	27440402

### ETIM

<b>ETIM 3.0</b>	EC001121
<b>ETIM 4.0</b>	EC002637
<b>ETIM 5.0</b>	EC002637


### UNSPSC

<b>UNSPSC 6.01</b>	30211810
<b>UNSPSC 7.0901</b>	39121409
<b>UNSPSC 11</b>	39121409
<b>UNSPSC 12.01</b>	39121409
<b>UNSPSC 13.2</b>	39121409

## approvals

CSA / UL Recognized / VDE Gutachten mit Fertigungsüberwachung / cUL Recognized / GOST / IECCE CB Scheme / GOST / CSA / CCA / cULus Recognized /

### Approval details

		
<b>Usegroups</b>	<b>B</b>	<b>D</b>
Nominal voltage UN	300 V	300 V
Nominal current IN	12 A	10 A
mm <sup>2</sup> /AWG/kcmil		

# Base strip - MSTBV 2,5/ 6-G-5,08 - 1758050

## approvals

**UL Recognized**

Usegroups	B	D
Nominal voltage UN	300 V	300 V
Nominal current IN	12 A	10 A
mm <sup>2</sup> /AWG/kcmil		

**VDE Gutachten mit Fertigungsüberwachung**

Nominal voltage UN	250 V
Nominal current IN	12 A
mm <sup>2</sup> /AWG/kcmil	

**cUL Recognized**

Usegroups	B	D
Nominal voltage UN	300 V	300 V
Nominal current IN	12 A	10 A
mm <sup>2</sup> /AWG/kcmil		

**GOST**

**IECEE CB Scheme**


Nominal voltage UN	250 V
Nominal current IN	12 A
mm <sup>2</sup> /AWG/kcmil	

# Base strip - MSTBV 2,5/ 6-G-5,08 - 1758050

## approvals

Usegroups	B	D
Nominal voltage UN	300 V	300 V
Nominal current IN	10 A	10 A
mm <sup>2</sup> /AWG/kcmil		

CCA	
Nominal voltage UN	250 V
Nominal current IN	12 A
mm <sup>2</sup> /AWG/kcmil	



## accessories

### Coding element

CR-MSTB - 1734401



### Labeled terminal marker

SK 5,08/3,8:FORTL.ZAHLEN - 0804293



### Filler plug

MSTB-BL - 1755477



## Base strip - MSTBV 2,5/ 6-G-5,08 - 1758050

accessories

### Terminal marking

SK 5,08/3,8:UNBEDRUCKT - 0805412



---

### Marker pen

B-STIFT - 1051993



---

accessories

SK 5,08/3,8:SO - 0805085

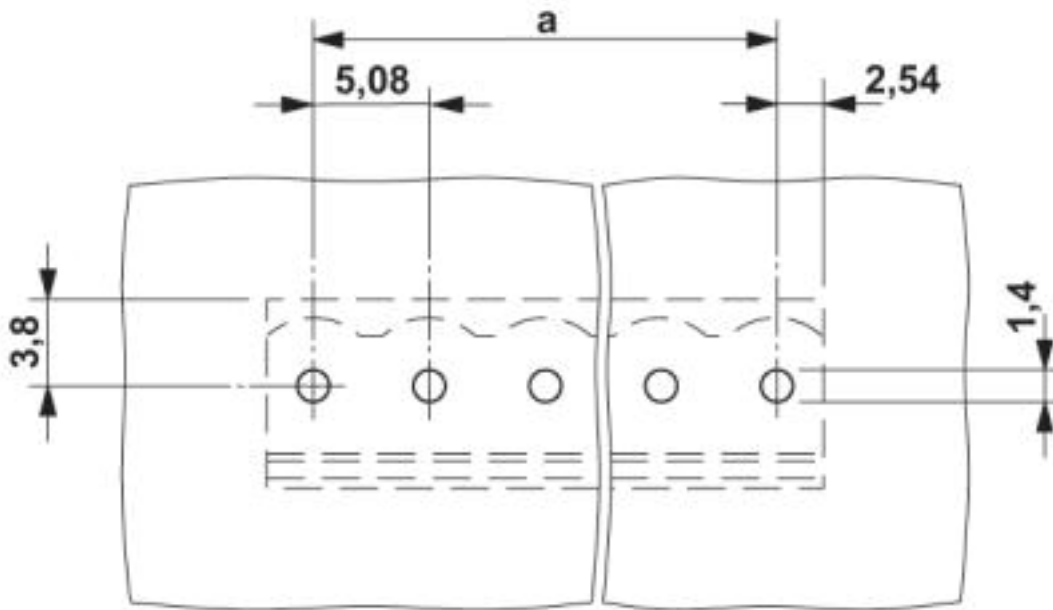


---

Drawings

# Base strip - MSTBV 2,5/ 6-G-5,08 - 1758050

Drilling diagram



Dimensioned drawing

