

Fuse modular terminal block - ST 4-HESI (5X20) - 3036369

Please be informed that the data shown in this PDF Document is generated from our Online Catalog. Please find the complete data in the user's documentation. Our General Terms of Use for Downloads are valid (<http://download.phoenixcontact.com>)



Fuse terminal block for assembly on NS 35, for 5 x 20 cartridge fuse inserts

Product Features

- An extremely compact design
- Test connection on both sides in safety lever

Key commercial data

package_quantity	50
GTIN	4017918890476

Technical data

General

Number of levels	1
Number of connections	2
Color	black
Insulating material	PA
Inflammability class according to UL 94	V0

General

Fuse	G / 5 x 20
Fuse type	Glass
Rated surge voltage	6 kV
Pollution degree	3
Surge voltage category	III
Insulating material group	I
Connection in acc. with standard	IEC 60947-7-3
Nominal current I_N	6.3 A
Nominal voltage U_N	500 V
Power loss	max. 1.6 W (With single arrangement of the fuse terminal block in the event of overload)
Power loss	max. 1.6 W (With interconnected arrangement of several fuse terminal blocks in the event of overload)
Power loss	max. 4 W (With single arrangement of the fuse terminal block in the event of a short-circuit)

Fuse modular terminal block - ST 4-HESI (5X20) - 3036369

Technical data

General

Power loss	max. 2.5 W (With interconnected arrangement of several fuse terminal blocks in the event of a short-circuit)
Open side panel	nein
Shock protection test specification	DIN EN 50274 (VDE 0660-514):2002-11
Back of the hand protection	guaranteed
Finger protection	guaranteed
Test specification, oscillation, broadband noise	DIN EN 50155 (VDE 0115-200):2008-03
Test spectrum	Service life test category 2, bogie mounted
Test frequency	$f_1 = 5 \text{ Hz}$ to $f_2 = 250 \text{ Hz}$
ASD level	$6.12 \text{ (m/s}^2\text{)}^2\text{/Hz}$
Acceleration	3.12 g
Test duration per axis	5 h
Test directions	X-, Y- and Z-axis
Oscillation, broadband noise test result	Test passed
Test specification, shock test	DIN EN 50155 (VDE 0115-200):2008-03
Shock form	Half-sine
Acceleration	30 g
Shock duration	18 ms
Number of shocks per direction	3
Test directions	X-, Y- and Z-axis (pos. and neg.)
Shock test result	Test passed
Temperature index, insulating material (DIN EN 60216-1 (VDE 0304-21))	130 °C
Static insulating material application in cold	-60 °C

Dimensions

Width	6.2 mm
Length	61.5 mm
Height NS 35/7,5	62.5 mm
Height NS 35/15	70 mm

Connection data

Conductor cross section solid min.	0.08 mm ²
Conductor cross section solid max.	6 mm ²
Conductor cross section stranded min.	0.08 mm ²
Conductor cross section stranded max.	4 mm ²
Conductor cross section AWG/kcmil min.	28
Conductor cross section AWG/kcmil max	10
Conductor cross section stranded, with ferrule without plastic sleeve min.	0.14 mm ²
Conductor cross section stranded, with ferrule without plastic sleeve max.	4 mm ²
Conductor cross section stranded, with ferrule with plastic sleeve min.	0.14 mm ²

Fuse modular terminal block - ST 4-HESI (5X20) - 3036369

Technical data

Connection data

Conductor cross section stranded, with ferrule with plastic sleeve max.	4 mm ²
2 conductors with same cross section, stranded, TWIN ferrules with plastic sleeve, min.	0.5 mm ²
2 conductors with same cross section, stranded, TWIN ferrules with plastic sleeve, max.	1 mm ²
Connection method	Spring-cage connection
Minimum stripping length	8 mm
Maximum stripping length	10 mm
Internal cylindrical gage	A4

classifications

eCl@ss

eCl@ss 4.0	27141116
eCl@ss 4.1	27141116
eCl@ss 5.0	27141116
eCl@ss 5.1	27141116
eCl@ss 6.0	27141116
eCl@ss 7.0	27141116
eCl@ss 8.0	27141116

ETIM

ETIM 2.0	EC000897
ETIM 3.0	EC000899
ETIM 4.0	EC000899
ETIM 5.0	EC000899


UNSPSC

UNSPSC 6.01	30211811
UNSPSC 7.0901	39121410
UNSPSC 11	39121410
UNSPSC 12.01	39121410
UNSPSC 13.2	39121410

approvals

CSA / UL Recognized / KEMA-KEUR / cUL Recognized / GOST / GL / RS / IECCEB CB Scheme / GOST / cULus Recognized /

Approval details



Fuse modular terminal block - ST 4-HESI (5X20) - 3036369

approvals

Usegroups	B
Nominal voltage UN	300 V
Nominal current IN	6.3 A
mm ² /AWG/kcmil	28-10

UL Recognized

Usegroups	B	C
Nominal voltage UN	300 V	300 V
Nominal current IN	10 A	10 A
mm ² /AWG/kcmil	28-10	28-10

KEMA-KEUR

Nominal voltage UN	250 V
Nominal current IN	6.3 A
mm ² /AWG/kcmil	0.08-4

cUL Recognized

Usegroups	B	C
Nominal voltage UN	300 V	300 V
Nominal current IN	10 A	10 A
mm ² /AWG/kcmil	28-10	28-10

GOST

GL

RS



IECEE CB Scheme

Nominal voltage UN	250 V
Nominal current IN	6.3 A

Fuse modular terminal block - ST 4-HESI (5X20) - 3036369

approvals

mm ² /AWG/kcmil	0.08-4
----------------------------	--------



accessories

Partition plate

ATP-ST 4 - 3030721



Screwdriver tools

SZF 1-0,6X3,5 - 1204517



Bridge

VS - 3004207



Fuse modular terminal block - ST 4-HESI (5X20) - 3036369

accessories

FBS 2-6 - 3030336



FBS 3-6 - 3030242



FBS 4-6 - 3030255



FBS 5-6 - 3030349



FBS 10-6 - 3030271



FBS 20-6 - 3030365



Fuse modular terminal block - ST 4-HESI (5X20) - 3036369

accessories

FBS 50-6 - 3032224



FBSR 2-6 - 3033715



FBSR 10-6 - 3033716



Male insert

DMET 5X20 - 3032075



Documentation

ST-IL - 3039900



Mounting rail

Fuse modular terminal block - ST 4-HESI (5X20) - 3036369

accessories

NS 35/ 7,5 PERF 2000MM - 0801733



NS 35/ 7,5 UNPERF 2000MM - 0801681



NS 35/ 7,5 WH PERF 2000MM - 1204119



NS 35/ 7,5 WH UNPERF 2000MM - 1204122



NS 35/ 7,5 AL UNPERF 2000MM - 0801704



NS 35/ 7,5 ZN PERF 2000MM - 1206421



Fuse modular terminal block - ST 4-HESI (5X20) - 3036369

accessories

NS 35/ 7,5 ZN UNPERF 2000MM - 1206434



NS 35/ 7,5 CU UNPERF 2000MM - 0801762



NS 35/ 7,5 CAP - 1206560



Terminal marking

ZB 5 :UNBEDRUCKT - 1050004



UC-TM 5 - 0818108



Fuse modular terminal block - ST 4-HESI (5X20) - 3036369

accessories

UCT-TM 5 - 0828734



ZBF 6:UNBEDRUCKT - 0808710



UC-TMF 6 - 0818140



UCT-TMF 6 - 0828746



Labeled terminal marker

ZB 5 CUS - 0824962



Fuse modular terminal block - ST 4-HESI (5X20) - 3036369

accessories

UC-TM 5 CUS - 0824581



UCT-TM 5 CUS - 0829595



ZBF 6 CUS - 0825027



UC-TMF 6 CUS - 0824646



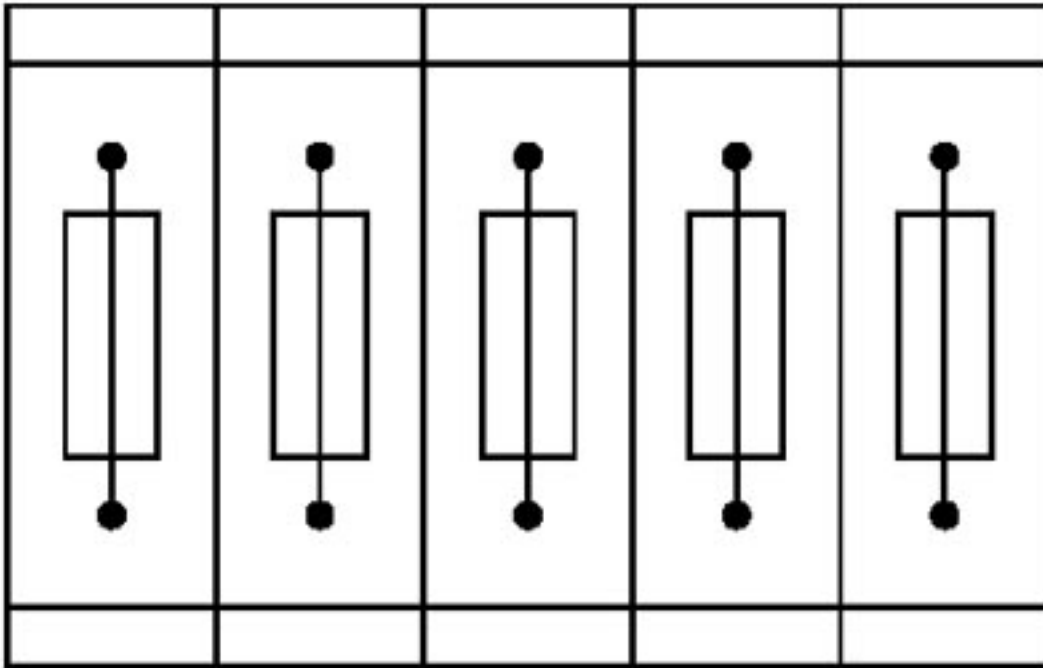
UCT-TMF 6 CUS - 0829665



Drawings

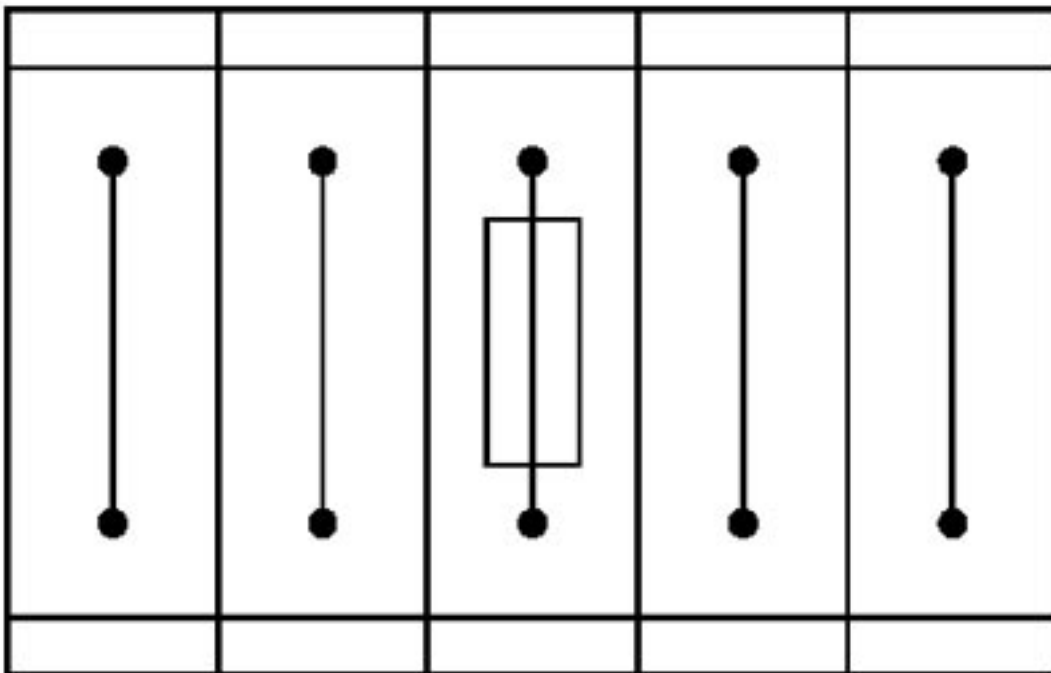
Fuse modular terminal block - ST 4-HESI (5X20) - 3036369

Application drawing



Fuse terminal blocks in interconnected arrangement, block consisting of 5 fuse terminal blocks

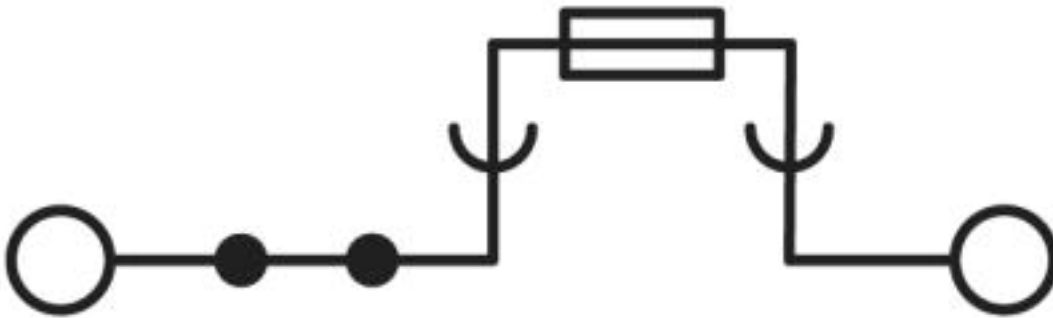
Application drawing



Fuse terminal block in single arrangement, block consisting of one fuse terminal block and 4 feed-through terminal blocks

Fuse modular terminal block - ST 4-HESI (5X20) - 3036369

Circuit diagram



© Phoenix Contact 2013 - all rights reserved
<http://www.phoenixcontact.com>