

## Fuse modular terminal block - UT 4-HESI (5X20) - 3046032

Please be informed that the data shown in this PDF Document is generated from our Online Catalog. Please find the complete data in the user's documentation. Our General Terms of Use for Downloads are valid (<http://download.phoenixcontact.com>)



Fuse modular terminal block, Connection method: Screw connection, Cross section: 0.14 mm<sup>2</sup>- 6 mm<sup>2</sup>, AWG: 26 - 10, Nominal current: 6.3 A, Nominal voltage: 500 V, Width: 6.2 mm, Fuse type: G / 5 x 20, Fuse type: Glass, Mounting type: NS 35/7,5, NS 35/15, Color: black

### Product Features

- An extremely compact design
- Tested for railway applications
- Test connection on both sides in safety lever

### Key commercial data

package_quantity	50
GTIN	4017918956578

### Technical data

#### General

Number of levels	1
Number of connections	2
Color	black
Insulating material	PA
Inflammability class according to UL 94	V0
Area of application	Railway industry
Area of application	Mechanical engineering
Area of application	Plant engineering

#### General

Fuse	G / 5 x 20
Fuse type	Glass
Rated surge voltage	6 kV
Pollution degree	3
Surge voltage category	III
Insulating material group	I
Connection in acc. with standard	IEC 60947-7-3
Nominal current I <sub>N</sub>	6.3 A
Nominal voltage U <sub>N</sub>	500 V (As a fuse terminal block)
Power loss	max. 1.6 W (With single arrangement of the fuse terminal block in the event of overload)

# Fuse modular terminal block - UT 4-HESI (5X20) - 3046032

## Technical data

### General

<b>Power loss</b>	max. 1.6 W (With interconnected arrangement of several fuse terminal blocks in the event of overload)
<b>Power loss</b>	max. 4 W (With single arrangement of the fuse terminal block in the event of a short-circuit)
<b>Power loss</b>	max. 2.5 W (With interconnected arrangement of several fuse terminal blocks in the event of a short-circuit)
<b>Open side panel</b>	nein
<b>Shock protection test specification</b>	DIN EN 50274 (VDE 0660-514):2002-11
<b>Back of the hand protection</b>	guaranteed
<b>Finger protection</b>	guaranteed
<b>Test specification, oscillation, broadband noise</b>	DIN EN 50155 (VDE 0115-200):2008-03
<b>Test spectrum</b>	Service life test category 1, class B, body mounted
<b>Test frequency</b>	$f_1 = 5 \text{ Hz}$ to $f_2 = 150 \text{ Hz}$
<b>ASD level</b>	0.02 g <sup>2</sup> /Hz
<b>Acceleration</b>	0.8 g
<b>Test duration per axis</b>	5 h
<b>Test directions</b>	X-, Y- and Z-axis
<b>Oscillation, broadband noise test result</b>	Test passed
<b>Test specification, shock test</b>	DIN EN 50155 (VDE 0115-200):2008-03
<b>Shock form</b>	Semi-sinusoidal
<b>Acceleration</b>	5 g
<b>Shock duration</b>	30 ms
<b>Number of shocks per direction</b>	3
<b>Test directions</b>	X-, Y- and Z-axis (pos. and neg.)
<b>Shock test result</b>	Test passed
<b>Temperature index, insulating material (DIN EN 60216-1 (VDE 0304-21))</b>	130 °C
<b>Static insulating material application in cold</b>	-60 °C

### Dimensions

<b>Width</b>	6.2 mm
<b>Length</b>	57.8 mm
<b>Height NS 35/7,5</b>	73 mm
<b>Height NS 35/15</b>	80.5 mm

### Connection data

<b>Conductor cross section solid min.</b>	0.14 mm <sup>2</sup>
<b>Conductor cross section solid max.</b>	6 mm <sup>2</sup>
<b>Conductor cross section stranded min.</b>	0.14 mm <sup>2</sup>
<b>Conductor cross section stranded max.</b>	6 mm <sup>2</sup>
<b>Conductor cross section AWG/kcmil min.</b>	26
<b>Conductor cross section AWG/kcmil max</b>	10
<b>Conductor cross section stranded, with ferrule without plastic sleeve min.</b>	0.14 mm <sup>2</sup>

## Fuse modular terminal block - UT 4-HESI (5X20) - 3046032

### Technical data

#### Connection data

Conductor cross section stranded, with ferrule without plastic sleeve max.	4 mm <sup>2</sup>
Conductor cross section stranded, with ferrule with plastic sleeve min.	0.14 mm <sup>2</sup>
Conductor cross section stranded, with ferrule with plastic sleeve max.	4 mm <sup>2</sup>
2 conductors with same cross section, solid min.	0.14 mm <sup>2</sup>
2 conductors with same cross section, solid max.	1.5 mm <sup>2</sup>
2 conductors with same cross section, stranded min.	0.14 mm <sup>2</sup>
2 conductors with same cross section, stranded max.	1.5 mm <sup>2</sup>
2 conductors with same cross section, stranded, ferrules without plastic sleeve, min.	0.14 mm <sup>2</sup>
2 conductors with same cross section, stranded, ferrules without plastic sleeve, max.	1.5 mm <sup>2</sup>
2 conductors with same cross section, stranded, TWIN ferrules with plastic sleeve, min.	0.5 mm <sup>2</sup>
2 conductors with same cross section, stranded, TWIN ferrules with plastic sleeve, max.	2.5 mm <sup>2</sup>
Connection method	Screw connection
Stripping length	9 mm
Internal cylindrical gage	A4
Screw thread	M3
Tightening torque, min	0.6 Nm
Tightening torque max	0.8 Nm

### classifications

#### eCl@ss

eCl@ss 4.0	27141116
eCl@ss 4.1	27141116
eCl@ss 5.0	27141116
eCl@ss 5.1	27141116
eCl@ss 6.0	27141116
eCl@ss 7.0	27141116
eCl@ss 8.0	27141116

#### ETIM

ETIM 2.0	EC000897
ETIM 3.0	EC000899
ETIM 4.0	EC000899
ETIM 5.0	EC000899

#### UNSPSC

UNSPSC 6.01	30211811
UNSPSC 7.0901	39121410

# Fuse modular terminal block - UT 4-HESI (5X20) - 3046032

## classifications


### UNSPSC

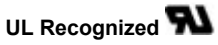
<b>UNSPSC 11</b>	39121410
<b>UNSPSC 12.01</b>	39121410
<b>UNSPSC 13.2</b>	39121410


## approvals


CSA / UL Recognized / KEMA-KEUR / cUL Recognized / LR / GL / DNV / RS / IECCEB Scheme / VDE Zeichengenehmigung / IECCEB Scheme / cULus Recognized /

### Approval details

		
Usegroups	B	C
Nominal voltage UN	600 V	600 V
Nominal current IN	6.3 A	6.3 A
mm <sup>2</sup> /AWG/kcmil	26-10	26-10

		
Usegroups	B	C
Nominal voltage UN	600 V	600 V
Nominal current IN	6.3 A	6.3 A
mm <sup>2</sup> /AWG/kcmil	26-10	26-10

	
Nominal voltage UN	250 V
Nominal current IN	6.3 A
mm <sup>2</sup> /AWG/kcmil	0.14-4

		
Usegroups	B	C
Nominal voltage UN	600 V	600 V
Nominal current IN	6.3 A	6.3 A
mm <sup>2</sup> /AWG/kcmil	26-10	26-10

# Fuse modular terminal block - UT 4-HESI (5X20) - 3046032

approvals

LR

GL

DNV

RS

**IECEE CB Scheme**

Nominal voltage UN	250 V
Nominal current IN	
mm <sup>2</sup> /AWG/kcmil	4

**VDE Zeichengenehmigung**

Nominal voltage UN	250 V
Nominal current IN	
mm <sup>2</sup> /AWG/kcmil	4

Nominal voltage UN	250 V
Nominal current IN	6.3 A
mm <sup>2</sup> /AWG/kcmil	0.14-4

**cULus Recognized**

accessories

**Screwdriver tools**

## Fuse modular terminal block - UT 4-HESI (5X20) - 3046032

accessories

SZS 0,6X3,5 - 1205053



---

**Bridge**

VS - 3004207



---

FBS 2-6 - 3030336



---

FBS 3-6 - 3030242



---

FBS 4-6 - 3030255



## Fuse modular terminal block - UT 4-HESI (5X20) - 3046032

### accessories

FBS 5-6 - 3030349



---

FBS 10-6 - 3030271



---

FBS 20-6 - 3030365



---

FBS 50-6 - 3032224



---

### Marker pen

X-PEN 0,35 - 0811228



---

### Male insert

## Fuse modular terminal block - UT 4-HESI (5X20) - 3046032

accessories

DMET 5X20 - 3032075



---

### Mounting rail

NS 35/ 7,5 PERF 2000MM - 0801733



---

NS 35/ 7,5 UNPERF 2000MM - 0801681



---

NS 35/ 7,5 WH PERF 2000MM - 1204119



---

NS 35/ 7,5 WH UNPERF 2000MM - 1204122





## Fuse modular terminal block - UT 4-HESI (5X20) - 3046032

### accessories

NS 35/ 7,5 AL UNPERF 2000MM - 0801704



NS 35/ 7,5 ZN PERF 2000MM - 1206421



NS 35/ 7,5 ZN UNPERF 2000MM - 1206434



NS 35/ 7,5 CU UNPERF 2000MM - 0801762



NS 35/ 7,5 CAP - 1206560



NS 35/15 PERF 2000MM - 1201730



## Fuse modular terminal block - UT 4-HESI (5X20) - 3046032

accessories

---

NS 35/15 UNPERF 2000MM - 1201714



NS 35/15 WH PERF 2000MM - 0806602



NS 35/15 WH UNPERF 2000MM - 1204135



NS 35/15 AL UNPERF 2000MM - 1201756



NS 35/15 ZN PERF 2000MM - 1206599



## Fuse modular terminal block - UT 4-HESI (5X20) - 3046032

### accessories

NS 35/15 ZN UNPERF 2000MM - 1206586



NS 35/15 CU UNPERF 2000MM - 1201895



NS 35/15 CAP - 1206573



NS 35/15-2,3 UNPERF 2000MM - 1201798



### Terminal marking

ZB 5 :UNBEDRUCKT - 1050004



## Fuse modular terminal block - UT 4-HESI (5X20) - 3046032

accessories

UC-TM 5 - 0818108



UCT-TM 5 - 0828734



ZB 6:UNBEDRUCKT - 1051003



UC-TM 6 - 0818085



UCT-TM 6 - 0828736



**Labeled terminal marker**

## Fuse modular terminal block - UT 4-HESI (5X20) - 3046032

### accessories

ZB 5 CUS - 0824962



---

UC-TM 5 CUS - 0824581



---

UCT-TM 5 CUS - 0829595



---

ZB 6 CUS - 0824992



---

UC-TM 6 CUS - 0824589



---

UCT-TM 6 CUS - 0829602



# Fuse modular terminal block - UT 4-HESI (5X20) - 3046032

accessories

---

## End block

CLIPFIX 35 - 3022218



CLIPFIX 35-5 - 3022276



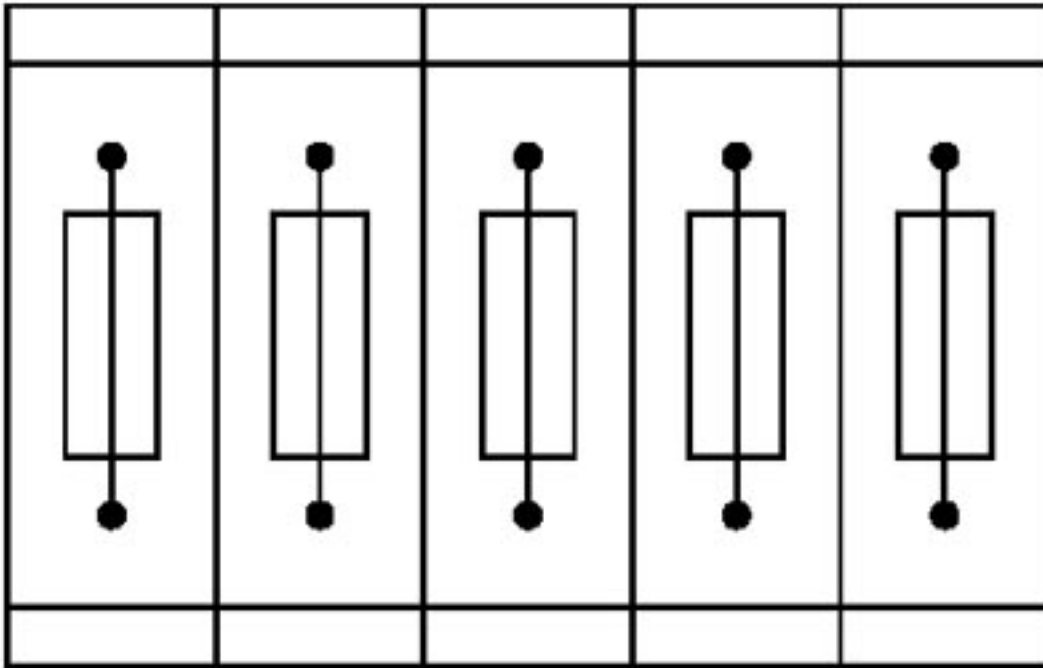
E/NS 35 N - 0800886



## Drawings

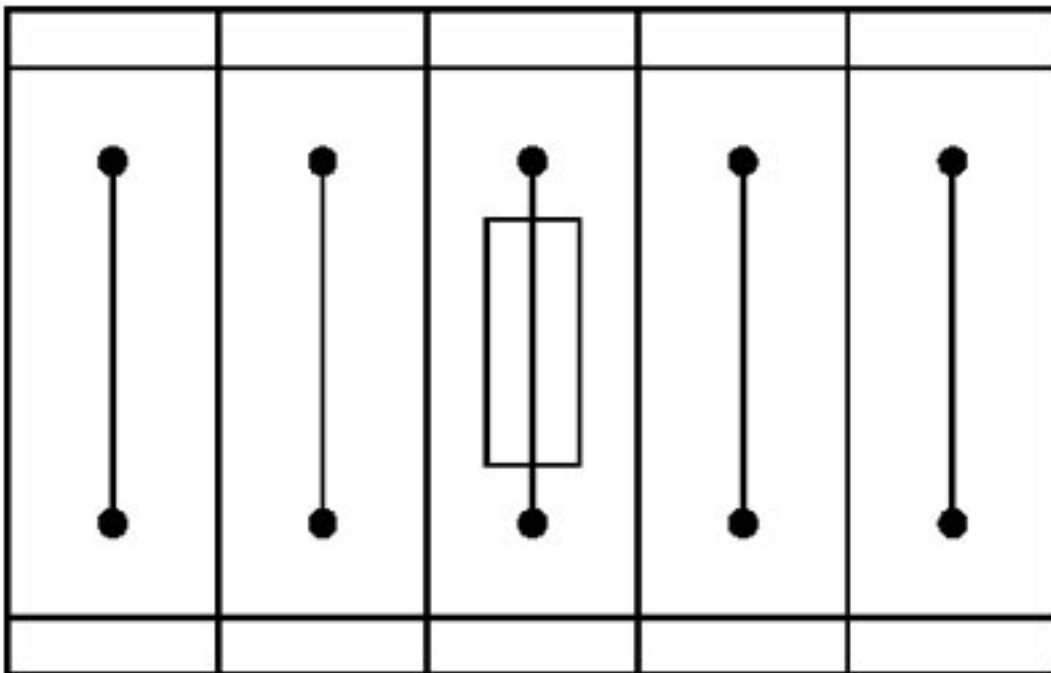
# Fuse modular terminal block - UT 4-HESI (5X20) - 3046032

Application drawing



Fuse terminal blocks in interconnected arrangement, block consisting of 5 fuse terminal blocks

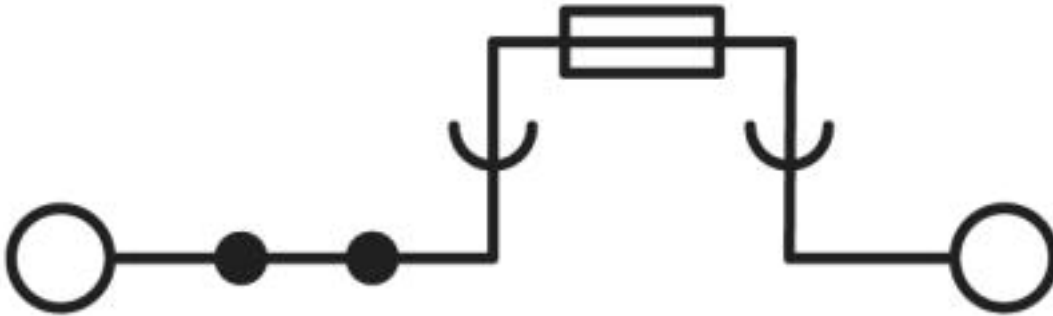
Application drawing



Fuse terminal block in single arrangement, block consisting of one fuse terminal block and 4 feed-through terminal blocks

## Fuse modular terminal block - UT 4-HESI (5X20) - 3046032

Circuit diagram



© Phoenix Contact 2013 - all rights reserved  
<http://www.phoenixcontact.com>