

Fuse modular terminal block - UT 4-HESILED 24 (5X20) - 3046090

Please be informed that the data shown in this PDF Document is generated from our Online Catalog. Please find the complete data in the user's documentation. Our General Terms of Use for Downloads are valid (<http://download.phoenixcontact.com>)



Lever-type fuse terminal block, black, for 5 x 20 mm G fuse inserts, with LED for 24 V DC

Product Features

- An extremely compact design
- Tested for railway applications
- Test connection on both sides in safety lever

Key commercial data

package_quantity	50
GTIN	4017918956585

Technical data

General

Note	The current is determined by the fuse used, the voltage by the selected LED. If the fuse is faulty, the downstream circuit will not be disconnected.
Number of levels	1
Number of connections	2
Color	black
Insulating material	PA
Inflammability class according to UL 94	V0
Area of application	Railway industry
Area of application	Mechanical engineering
Area of application	Plant engineering

General

Fuse	G / 5 x 20
Fuse type	Glass
Rated surge voltage	6 kV
Pollution degree	3
Surge voltage category	III
Insulating material group	I
Connection in acc. with standard	IEC 60947-7-3
Nominal current I_N	6.3 A
Nominal voltage U_N	24 V

Fuse modular terminal block - UT 4-HESILED 24 (5X20) - 3046090

Technical data

General

Power loss	max. 1.6 W (With single arrangement of the fuse terminal block in the event of overload)
Power loss	max. 1.6 W (With interconnected arrangement of several fuse terminal blocks in the event of overload)
Power loss	max. 4 W (With single arrangement of the fuse terminal block in the event of a short-circuit)
Power loss	max. 2.5 W (With interconnected arrangement of several fuse terminal blocks in the event of a short-circuit)
LED voltage range	12 V AC/DC ... 30 V AC/DC
LED current range	0.31 mA ... 0.95 mA
Open side panel	nein

Dimensions

Width	6.2 mm
Length	57.8 mm
Height NS 35/7,5	73 mm
Height NS 35/15	80.5 mm

Connection data

Conductor cross section solid min.	0.14 mm ²
Conductor cross section solid max.	6 mm ²
Conductor cross section stranded min.	0.14 mm ²
Conductor cross section stranded max.	6 mm ²
Conductor cross section AWG/kcmil min.	26
Conductor cross section AWG/kcmil max	10
Conductor cross section stranded, with ferrule without plastic sleeve min.	0.14 mm ²
Conductor cross section stranded, with ferrule without plastic sleeve max.	4 mm ²
Conductor cross section stranded, with ferrule with plastic sleeve min.	0.14 mm ²
Conductor cross section stranded, with ferrule with plastic sleeve max.	4 mm ²
2 conductors with same cross section, solid min.	0.14 mm ²
2 conductors with same cross section, solid max.	1.5 mm ²
2 conductors with same cross section, stranded min.	0.14 mm ²
2 conductors with same cross section, stranded max.	1.5 mm ²
2 conductors with same cross section, stranded, ferrules without plastic sleeve, min.	0.14 mm ²
2 conductors with same cross section, stranded, ferrules without plastic sleeve, max.	1.5 mm ²
2 conductors with same cross section, stranded, TWIN ferrules with plastic sleeve, min.	0.5 mm ²
2 conductors with same cross section, stranded, TWIN ferrules with plastic sleeve, max.	2.5 mm ²
Connection method	Screw connection

Fuse modular terminal block - UT 4-HESILED 24 (5X20) - 3046090

Technical data

Connection data

Stripping length	9 mm
Internal cylindrical gage	A4
Screw thread	M3
Tightening torque, min	0.6 Nm
Tightening torque max	0.8 Nm

classifications

eCl@ss

eCl@ss 4.0	27141116
eCl@ss 4.1	27141116
eCl@ss 5.0	27141116
eCl@ss 5.1	27141116
eCl@ss 6.0	27141116
eCl@ss 7.0	27141116
eCl@ss 8.0	27141116

ETIM

ETIM 2.0	EC000897
ETIM 3.0	EC000899
ETIM 4.0	EC000899
ETIM 5.0	EC000899

UNSPSC

UNSPSC 6.01	30211811
UNSPSC 7.0901	39121410
UNSPSC 11	39121410
UNSPSC 12.01	39121410
UNSPSC 13.2	39121410

approvals

CSA / UL Recognized / KEMA-KEUR / cUL Recognized / LR / GL / DNV / RS / IECCEB Scheme / cULus Recognized /

Approval details

Usegroups	B	C
Nominal voltage UN	24 V	24 V
Nominal current IN	6.3 A	6.3 A
mm ² /AWG/kcmil	26-10	26-10

Fuse modular terminal block - UT 4-HESILED 24 (5X20) - 3046090

approvals

UL Recognized

Usegroups	B	C
Nominal voltage UN	600 V	600 V
Nominal current IN	6.3 A	6.3 A
mm ² /AWG/kcmil	26-10	26-10

KEMA-KEUR

Nominal voltage UN	24 V
Nominal current IN	6.3 A
mm ² /AWG/kcmil	0.14-4

cUL Recognized

Usegroups	B	C
Nominal voltage UN	600 V	600 V
Nominal current IN	6.3 A	6.3 A
mm ² /AWG/kcmil	26-10	26-10

LR

GL

DNV

RS

IECEE CB Scheme

Nominal voltage UN	24 V
Nominal current IN	6.3 A
mm ² /AWG/kcmil	0.14-4

Fuse modular terminal block - UT 4-HESILED 24 (5X20) - 3046090

approvals

cULus Recognized  US

accessories

Screwdriver tools

SZS 0,6X3,5 - 1205053



Bridge

VS - 3004207



FBS 2-6 - 3030336



FBS 3-6 - 3030242



Fuse modular terminal block - UT 4-HESILED 24 (5X20) - 3046090

accessories

FBS 4-6 - 3030255



FBS 5-6 - 3030349



FBS 10-6 - 3030271



FBS 20-6 - 3030365



FBS 50-6 - 3032224



Marker pen

Fuse modular terminal block - UT 4-HESILED 24 (5X20) - 3046090

accessories

X-PEN 0,35 - 0811228



Male insert

DMET 5X20 - 3032075



Mounting rail

NS 35/ 7,5 PERF 2000MM - 0801733



NS 35/ 7,5 UNPERF 2000MM - 0801681



NS 35/ 7,5 WH PERF 2000MM - 1204119



Fuse modular terminal block - UT 4-HESILED 24 (5X20) - 3046090 accessories

NS 35/ 7,5 WH UNPERF 2000MM - 1204122



NS 35/ 7,5 AL UNPERF 2000MM - 0801704



NS 35/ 7,5 ZN PERF 2000MM - 1206421



NS 35/ 7,5 ZN UNPERF 2000MM - 1206434



NS 35/ 7,5 CU UNPERF 2000MM - 0801762



NS 35/ 7,5 CAP - 1206560



Fuse modular terminal block - UT 4-HESILED 24 (5X20) - 3046090 accessories

NS 35/15 PERF 2000MM - 1201730



NS 35/15 UNPERF 2000MM - 1201714



NS 35/15 WH PERF 2000MM - 0806602



NS 35/15 WH UNPERF 2000MM - 1204135



NS 35/15 AL UNPERF 2000MM - 1201756



Fuse modular terminal block - UT 4-HESILED 24 (5X20) - 3046090 accessories

NS 35/15 ZN PERF 2000MM - 1206599



NS 35/15 ZN UNPERF 2000MM - 1206586



NS 35/15 CU UNPERF 2000MM - 1201895



NS 35/15 CAP - 1206573



NS 35/15-2,3 UNPERF 2000MM - 1201798



Terminal marking

Fuse modular terminal block - UT 4-HESILED 24 (5X20) - 3046090

accessories

ZB 5 :UNBEDRUCKT - 1050004



UC-TM 5 - 0818108



UCT-TM 5 - 0828734



ZB 6:UNBEDRUCKT - 1051003



UC-TM 6 - 0818085



UCT-TM 6 - 0828736



Fuse modular terminal block - UT 4-HESILED 24 (5X20) - 3046090

accessories

Labeled terminal marker

ZB 5 CUS - 0824962



UC-TM 5 CUS - 0824581



UCT-TM 5 CUS - 0829595



ZB 6 CUS - 0824992



UC-TM 6 CUS - 0824589



Fuse modular terminal block - UT 4-HESILED 24 (5X20) - 3046090

accessories

UCT-TM 6 CUS - 0829602



End block

CLIPFIX 35 - 3022218



CLIPFIX 35-5 - 3022276



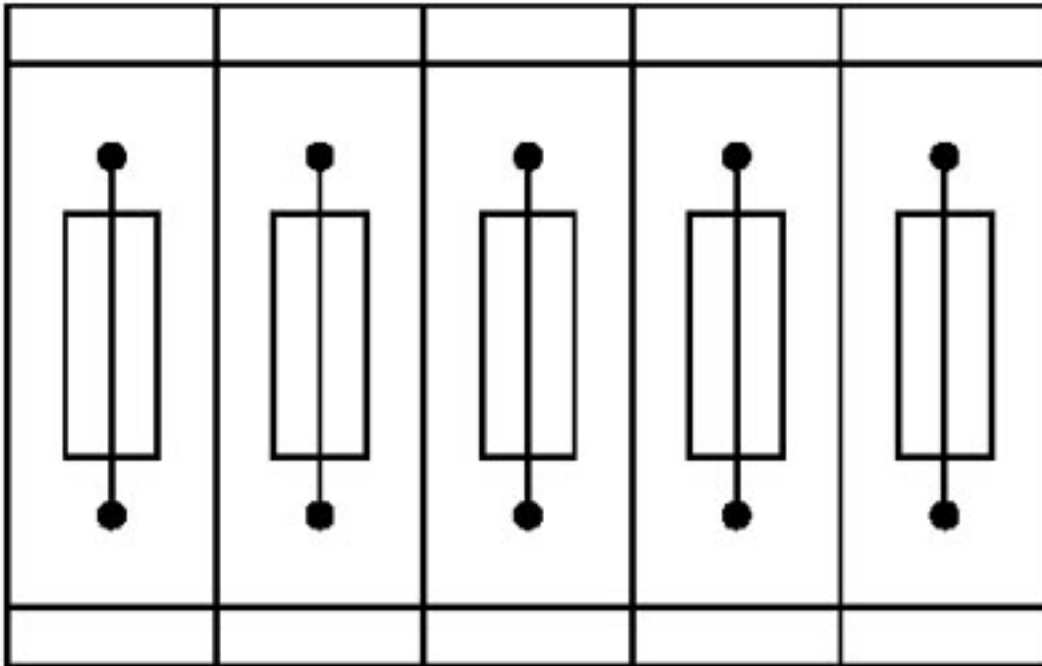
E/NS 35 N - 0800886



Drawings

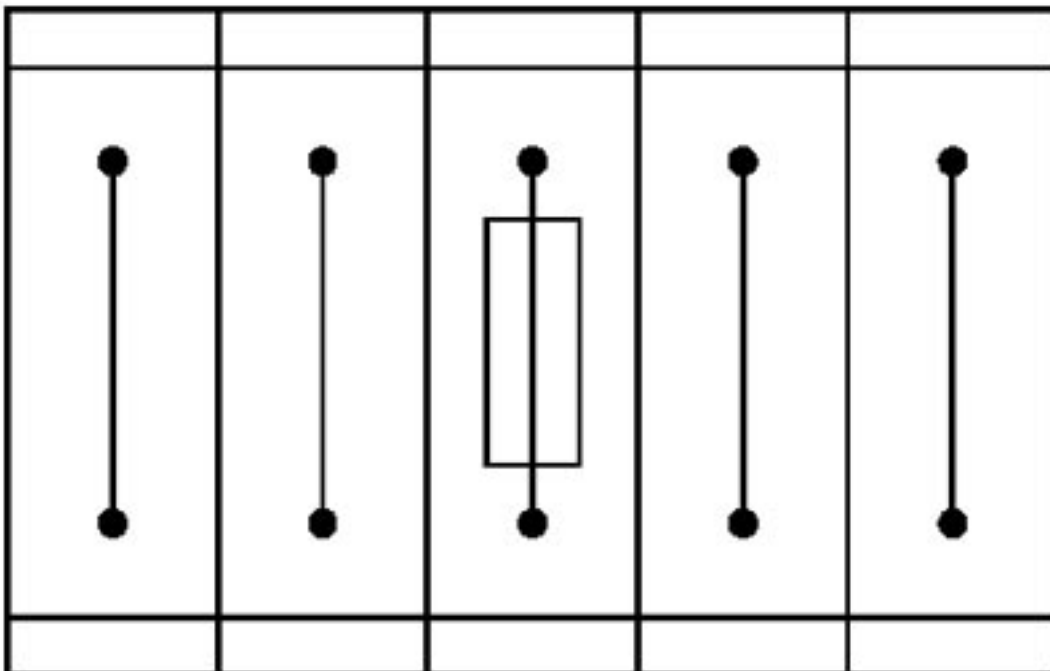
Fuse modular terminal block - UT 4-HESILED 24 (5X20) - 3046090

Application drawing



Fuse terminal blocks in interconnected arrangement, block consisting of 5 fuse terminal blocks

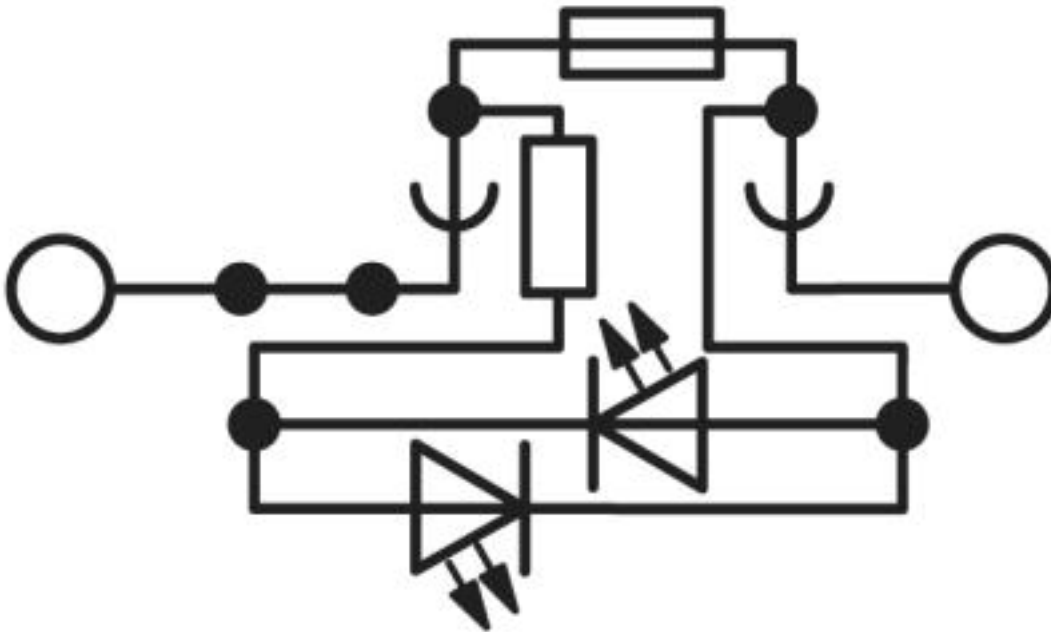
Application drawing



Fuse terminal block in single arrangement, block consisting of one fuse terminal block and 4 feed-through terminal blocks

Fuse modular terminal block - UT 4-HESILED 24 (5X20) - 3046090

Circuit diagram



© Phoenix Contact 2013 - all rights reserved
<http://www.phoenixcontact.com>