

Feed-through terminal block - ST 1,5 - 3031076

Please be informed that the data shown in this PDF Document is generated from our Online Catalog. Please find the complete data in the user's documentation. Our General Terms of Use for Downloads are valid (<http://download.phoenixcontact.com>)



Feed-through terminal block, Connection method: Spring-cage connection, Cross section: 0.08 mm² - 1.5 mm², AWG: 28 - 16, Width: 4.2 mm, Color: gray, Mounting type: NS 35/7,5, NS 35/15

Product Features

- The consistent double function shaft offers every opportunity for time-saving potential distribution and accommodating test accessories
- Tested for railway applications
- As well as saving space, the compact design and front connection enable user-friendly wiring in a small amount of space
- The large wiring space enables the use of conductors with ferrules and plastic collars within the nominal cross section



Key commercial data

package_quantity	50
GTIN	4017918186616

Technical data

General

Number of levels	1
Number of connections	2
Color	gray
Insulating material	PA
Inflammability class according to UL 94	V0
Area of application	Railway industry
Area of application	Mechanical engineering
Area of application	Plant engineering
Area of application	Process industry

General

Maximum load current	17.5 A (with 1.5 mm ² conductor cross section)
Rated surge voltage	6 kV
Pollution degree	3
Surge voltage category	III
Insulating material group	I
Connection in acc. with standard	IEC 60947-7-1

Feed-through terminal block - ST 1,5 - 3031076

Technical data

General

Nominal current I_N	17.5 A
Nominal voltage U_N	500 V
Open side panel	ja
Shock protection test specification	DIN EN 50274 (VDE 0660-514):2002-11
Back of the hand protection	guaranteed
Finger protection	guaranteed
Surge voltage test setpoint	7.3 kV
Result of surge voltage test	Test passed
Power frequency withstand voltage setpoint	1.89 kV
Result of power-frequency withstand voltage test	Test passed
Checking the mechanical stability of terminal points (5 x conductor connection)	Test passed
Bending test rotation speed	10 rpm
Bending test turns	135
Bending test conductor cross section/weight	0.08 mm ² / 0.1 kg
Bending test conductor cross section/weight	1.5 mm ² / 0.4 kg
Result of bending test	Test passed
Conductor cross section tensile test	0.08 mm ²
Tractive force setpoint	5 N
Conductor cross section tensile test	1.5 mm ²
Tractive force setpoint	40 N
Tensile test result	Test passed
Tight fit on carrier	NS 35
Setpoint	1 N
Result of tight fit test	Test passed
Result of voltage drop test	Test passed
Temperature-rise test	Test passed
Conductor cross section short circuit testing	1.5 mm ²
Short-time current	0.18 kA
Short circuit stability result	Test passed
Ageing test for screwless modular terminal block temperature cycles	192
Result of aging test	Test passed
Proof of thermal characteristics (needle flame) effective duration	30 s
Result of thermal test	Test passed
Test specification, oscillation, broadband noise	DIN EN 50155 (VDE 0115-200):2008-03
Test spectrum	Service life test category 1, class B, body mounted
Test frequency	$f_1 = 5 \text{ Hz}$ to $f_2 = 150 \text{ Hz}$
ASD level	1.857 (m/s ²) ² /Hz
Acceleration	0.8 g
Test duration per axis	5 h

Feed-through terminal block - ST 1,5 - 3031076

Technical data

General

Test directions	X-, Y- and Z-axis
Oscillation, broadband noise test result	Test passed
Test specification, shock test	DIN EN 50155 (VDE 0115-200):2008-03
Shock form	Semi-sinusoidal
Acceleration	5 g
Shock duration	30 ms
Number of shocks per direction	3
Test directions	X-, Y- and Z-axis (pos. and neg.)
Shock test result	Test passed
Temperature index, insulating material (DIN EN 60216-1 (VDE 0304-21))	125 °C
Static insulating material application in cold	-60 °C

Dimensions

Width	4.2 mm
Length	48.5 mm
Height NS 35/7,5	36.5 mm
Height NS 35/15	44 mm

Connection data

Conductor cross section solid min.	0.08 mm ²
Conductor cross section solid max.	1.5 mm ²
Conductor cross section AWG/kcmil min.	28
Conductor cross section AWG/kcmil max	16
Conductor cross section stranded min.	0.08 mm ²
Conductor cross section stranded max.	1.5 mm ²
Min. AWG conductor cross section, stranded	28
Max. AWG conductor cross section, stranded	16
Conductor cross section stranded, with ferrule without plastic sleeve min.	0.14 mm ²
Conductor cross section stranded, with ferrule without plastic sleeve max.	1.5 mm ²
Conductor cross section stranded, with ferrule with plastic sleeve min.	0.14 mm ²
Conductor cross section stranded, with ferrule with plastic sleeve max.	1.5 mm ²
2 conductors with same cross section, stranded, TWIN ferrules with plastic sleeve, max.	0.5 mm ²
Connection method	Spring-cage connection
Stripping length	10 mm
Internal cylindrical gage	A 1

classifications

eCl@ss

Feed-through terminal block - ST 1,5 - 3031076

classifications

eCl@ss

eCl@ss 4.0	27141121
eCl@ss 4.1	27141121
eCl@ss 5.0	27141120
eCl@ss 5.1	27141120
eCl@ss 6.0	27141120
eCl@ss 7.0	27141120
eCl@ss 8.0	27141120

ETIM

ETIM 2.0	EC000897
ETIM 3.0	EC000897
ETIM 4.0	EC000897
ETIM 5.0	EC000897

UNSPSC


UNSPSC 6.01	30211811
UNSPSC 7.0901	39121410
UNSPSC 11	39121410
UNSPSC 12.01	39121410
UNSPSC 13.2	39121410

approvals

IECEX / ATEX / CSA / UL Recognized / VDE Gutachten mit Fertigungsüberwachung / cUL Recognized / GOST / LR / GL / BV / DNV / RS / KR / NK / IECCEB CB Scheme / GOST / cULus Recognized /

Approval details

IECEX	
Nominal voltage UN	440 V
Nominal current IN	17.5 A
mm ² /AWG/kcmil	0.08-1.5

ATEX 	
Nominal voltage UN	440 V
Nominal current IN	17.5 A
mm ² /AWG/kcmil	0.08-1.5

Feed-through terminal block - ST 1,5 - 3031076

approvals

CSA

Usegroups	B	C
Nominal voltage UN	300 V	300 V
Nominal current IN	15 A	15 A
mm ² /AWG/kcmil	26-14	26-14

UL Recognized

Usegroups	B	C
Nominal voltage UN	300 V	300 V
Nominal current IN	15 A	15 A
mm ² /AWG/kcmil	26-14	26-14

VDE Gutachten mit Fertigungsüberwachung

Nominal voltage UN	500 V
Nominal current IN	17.5 A
mm ² /AWG/kcmil	1.5

cUL Recognized

Usegroups	B	C
Nominal voltage UN	300 V	300 V
Nominal current IN	15 A	15 A
mm ² /AWG/kcmil	26-14	26-14

GOST

LR

GL

Nominal voltage UN	500 V
Nominal current IN	17.5 A

Feed-through terminal block - ST 1,5 - 3031076

approvals

mm ² /AWG/kcmil	1.5
----------------------------	-----


BV


DNV

RS

KR

NK

IECEE CB Scheme 	
Nominal voltage UN	500 V
Nominal current IN	
mm ² /AWG/kcmil	1.5



accessories

End cover

D-ST 2,5 - 3030417



Feed-through terminal block - ST 1,5 - 3031076

accessories

D-ST 2,5-0,8 OG - 3030511



DP PS-4 - 3036712



Test plug terminal block

RPS - 0201647



MPS-MT - 0201744



PAI-4 - 3030925



Feed-through terminal block - ST 1,5 - 3031076

accessories

PS-4 - 3030970



Partition plate

ATP-ST 4 - 3030721



Screwdriver tools

SZF 0-0,4X2,5 - 1204504



Labeled terminal marker

WST 1,5 - 3030958



ZB 4 CUS - 0824951



Feed-through terminal block - ST 1,5 - 3031076

accessories

UC-TM 4 CUS - 0824573



UCT-TM 4 CUS - 0829588



ZBF 4 CUS - 0825023



UC-TMF 4 CUS - 0824630



UCT-TMF 4 CUS - 0829651



Documentation

Feed-through terminal block - ST 1,5 - 3031076

accessories

ST-IL - 3039900



Bridge

FBS 20-4 - 3030352



FBS 10-4 - 3030158



FBS 4-4 - 3030132



FBS 3-4 - 3030129



Feed-through terminal block - ST 1,5 - 3031076

accessories

FBS 2-4 - 3030116



FBS 5-4 - 3030145



Mounting rail

NS 35/ 7,5 PERF 2000MM - 0801733



NS 35/ 7,5 UNPERF 2000MM - 0801681



NS 35/ 7,5 WH PERF 2000MM - 1204119



Feed-through terminal block - ST 1,5 - 3031076

accessories

NS 35/ 7,5 WH UNPERF 2000MM - 1204122



NS 35/ 7,5 AL UNPERF 2000MM - 0801704



NS 35/ 7,5 ZN PERF 2000MM - 1206421



NS 35/ 7,5 ZN UNPERF 2000MM - 1206434



NS 35/ 7,5 CU UNPERF 2000MM - 0801762



NS 35/ 7,5 CAP - 1206560



Feed-through terminal block - ST 1,5 - 3031076

accessories

NS 35/15 PERF 2000MM - 1201730



NS 35/15 UNPERF 2000MM - 1201714



NS 35/15 WH PERF 2000MM - 0806602



NS 35/15 WH UNPERF 2000MM - 1204135



NS 35/15 AL UNPERF 2000MM - 1201756



Feed-through terminal block - ST 1,5 - 3031076

accessories

NS 35/15 ZN PERF 2000MM - 1206599



NS 35/15 ZN UNPERF 2000MM - 1206586



NS 35/15 CU UNPERF 2000MM - 1201895



NS 35/15 CAP - 1206573



NS 35/15-2,3 UNPERF 2000MM - 1201798



Terminal marking

Feed-through terminal block - ST 1,5 - 3031076

accessories

ZB 4 :UNBEDRUCKT - 0805001



UC-TM 4 - 0818111



UCT-TM 4 - 0828732



ZBF 4:UNBEDRUCKT - 0808587



UC-TMF 4 - 0818166



UCT-TMF 4 - 0828742



Feed-through terminal block - ST 1,5 - 3031076

accessories

Insulating sleeve

MPS-IH WH - 0201663



MPS-IH RD - 0201676



MPS-IH BU - 0201689



MPS-IH YE - 0201692



MPS-IH GN - 0201702



Feed-through terminal block - ST 1,5 - 3031076

accessories

MPS-IH GY - 0201728



MPS-IH BK - 0201731



ISH 1,5/0,2 - 3206131



ISH 1,5/0,5 - 3031034



End block

CLIPFIX 35 - 3022218



Feed-through terminal block - ST 1,5 - 3031076

accessories

CLIPFIX 35-5 - 3022276



E/NS 35 N - 0800886



E/UK - 1201442



E/UK 1 - 1201413



Drawings

Circuit diagram

