

Feed-through terminal block - ST 4 BU - 3031377

Please be informed that the data shown in this PDF Document is generated from our Online Catalog. Please find the complete data in the user's documentation. Our General Terms of Use for Downloads are valid (<http://download.phoenixcontact.com>)



Feed-through terminal block, Connection method: Spring-cage connection, Cross section: 0.08 mm² - 6 mm², AWG: 28 - 10, Width: 6.2 mm, Color: blue, Mounting type: NS 35/7,5, NS 35/15

The illustration shows version ST 4 in gray

Product Features

- The consistent double function shaft offers every opportunity for time-saving potential distribution and accommodating test accessories
- Tested for railway applications
- As well as saving space, the compact design and front connection enable user-friendly wiring in a small amount of space
- The large wiring space enables the use of conductors with ferrules and plastic collars within the nominal cross section

Key commercial data

package_quantity	50
GTIN	4017918186845

Technical data

General

Number of levels	1
Number of connections	2
Color	blue
Insulating material	PA
Inflammability class according to UL 94	V0
Area of application	Railway industry
Area of application	Mechanical engineering
Area of application	Plant engineering
Area of application	Process industry

General

Maximum load current	40 A (with 6 mm ² conductor cross section)
Rated surge voltage	8 kV
Pollution degree	3
Surge voltage category	III
Insulating material group	I
Connection in acc. with standard	IEC 60947-7-1
Nominal current I_N	32 A

Feed-through terminal block - ST 4 BU - 3031377

Technical data

General

Nominal voltage U_N	800 V
Open side panel	ja

Dimensions

Width	6.2 mm
Length	56 mm
Height NS 35/7,5	36.5 mm
Height NS 35/15	44 mm

Connection data

Conductor cross section solid min.	0.08 mm ²
Conductor cross section solid max.	6 mm ²
Conductor cross section AWG/kcmil min.	28
Conductor cross section AWG/kcmil max	10
Conductor cross section stranded min.	0.08 mm ²
Conductor cross section stranded max.	4 mm ²
Min. AWG conductor cross section, stranded	28
Max. AWG conductor cross section, stranded	12
Conductor cross section stranded, with ferrule without plastic sleeve min.	0.14 mm ²
Conductor cross section stranded, with ferrule without plastic sleeve max.	4 mm ²
Conductor cross section stranded, with ferrule with plastic sleeve min.	0.14 mm ²
Conductor cross section stranded, with ferrule with plastic sleeve max.	4 mm ²
2 conductors with same cross section, stranded, TWIN ferrules with plastic sleeve, min.	0.5 mm ²
2 conductors with same cross section, stranded, TWIN ferrules with plastic sleeve, max.	1 mm ²
Connection method	Spring-cage connection
Minimum stripping length	8 mm
Maximum stripping length	10 mm
Internal cylindrical gage	A4

classifications

eCl@ss

eCl@ss 4.0	27141121
eCl@ss 4.1	27141121
eCl@ss 5.0	27141120
eCl@ss 5.1	27141120
eCl@ss 6.0	27141120
eCl@ss 7.0	27141120
eCl@ss 8.0	27141120

Feed-through terminal block - ST 4 BU - 3031377

classifications

ETIM

ETIM 2.0	EC000897
ETIM 3.0	EC000897
ETIM 4.0	EC000897
ETIM 5.0	EC000897

UNSPSC


UNSPSC 6.01	30211811
UNSPSC 7.0901	39121410
UNSPSC 11	39121410
UNSPSC 12.01	39121410
UNSPSC 13.2	39121410


approvals

IECEX / ATEX / CSA / UL Recognized / VDE Gutachten mit Fertigungsüberwachung / cUL Recognized / GOST / LR / GL / BV / DNV / ABS / KR / NK / IECCEB Scheme / GOST / VDE Gutachten mit Fertigungsüberwachung / IECCEB Scheme / cULus Recognized /

Approval details

IECEX	
Nominal voltage UN	550 V
Nominal current IN	30 A
mm ² /AWG/kcmil	0.08-4

ATEX 	
Nominal voltage UN	550 V
Nominal current IN	34.5 A
mm ² /AWG/kcmil	0.08-6

CSA 		
Usegroups	B	C
Nominal voltage UN	600 V	600 V
Nominal current IN	30 A	30 A
mm ² /AWG/kcmil	28-10	28-10

Feed-through terminal block - ST 4 BU - 3031377

approvals

UL Recognized

Usegroups	B	C
Nominal voltage UN	600 V	600 V
Nominal current IN	30 A	30 A
mm ² /AWG/kcmil	28-10	28-10

VDE Gutachten mit Fertigungsüberwachung

Nominal voltage UN	800 V
Nominal current IN	32 A
mm ² /AWG/kcmil	0.2-4

cUL Recognized

Usegroups	B	C
Nominal voltage UN	600 V	600 V
Nominal current IN	30 A	30 A
mm ² /AWG/kcmil	28-10	28-10

GOST

LR

GL

Nominal voltage UN	800 V
Nominal current IN	32 A
mm ² /AWG/kcmil	4

BV

DNV

ABS

Feed-through terminal block - ST 4 BU - 3031377

approvals

Nominal voltage UN	600 V
Nominal current IN	30 A
mm ² /AWG/kcmil	20-10

KR

NK

IECEE CB Scheme

Nominal voltage UN	800 V
Nominal current IN	
mm ² /AWG/kcmil	4

--

Nominal voltage UN	800 V
Nominal current IN	32 A
mm ² /AWG/kcmil	4

Nominal voltage UN	800 V
Nominal current IN	
mm ² /AWG/kcmil	4

cULus Recognized

accessories

End cover

Feed-through terminal block - ST 4 BU - 3031377

accessories

D-ST 4 - 3030420



DP PS-6 - 3036738



Test plug terminal block

RPS - 0201647



MPS-MT - 0201744



PAI-4-FIX-5/6 BU - 3035975



Feed-through terminal block - ST 4 BU - 3031377

accessories

PAI-4-FIX-5/6 OG - 3035974



PAI-4-FIX-5/6 YE - 3035977



PAI-4-FIX-5/6 RD - 3035976



PAI-4-FIX-5/6 GN - 3035978



PAI-4-FIX-5/6 BK - 3035980



PAI-4-FIX-5/6 GY - 3035982



Feed-through terminal block - ST 4 BU - 3031377

accessories

PAI-4-FIX-5/6 VT - 3035979



PAI-4-FIX-5/6 BN - 3035981



PS-6 - 3030996



PS-6/2,3MM RD - 3038736



Partition plate

ATP-ST 4 - 3030721



Screwdriver tools

Feed-through terminal block - ST 4 BU - 3031377

accessories

SZF 1-0,6X3,5 - 1204517



Labeled terminal marker

WST 4 - 3030954



ZB 6 CUS - 0824992



UC-TM 6 CUS - 0824589



UCT-TM 6 CUS - 0829602



Feed-through terminal block - ST 4 BU - 3031377

accessories

ZBF 6 CUS - 0825027



UC-TMF 6 CUS - 0824646



UCT-TMF 6 CUS - 0829665



Documentation

ST-IL - 3039900



Bridge

FBS 20-6 - 3030365



Feed-through terminal block - ST 4 BU - 3031377

accessories

FBS 10-6 - 3030271



FBS 5-6 - 3030349



FBS 4-6 - 3030255



FBS 3-6 - 3030242



FBS 2-6 - 3030336



FBSR 2-6 - 3033715



Feed-through terminal block - ST 4 BU - 3031377

accessories

FBSR 10-6 - 3033716



Mounting rail

NS 35/ 7,5 PERF 2000MM - 0801733



NS 35/ 7,5 UNPERF 2000MM - 0801681



NS 35/ 7,5 WH PERF 2000MM - 1204119



NS 35/ 7,5 WH UNPERF 2000MM - 1204122



Feed-through terminal block - ST 4 BU - 3031377

accessories

NS 35/ 7,5 AL UNPERF 2000MM - 0801704



NS 35/ 7,5 ZN PERF 2000MM - 1206421



NS 35/ 7,5 ZN UNPERF 2000MM - 1206434



NS 35/ 7,5 CU UNPERF 2000MM - 0801762



NS 35/ 7,5 CAP - 1206560



NS 35/15 PERF 2000MM - 1201730



Feed-through terminal block - ST 4 BU - 3031377

accessories

NS 35/15 UNPERF 2000MM - 1201714



NS 35/15 WH PERF 2000MM - 0806602



NS 35/15 WH UNPERF 2000MM - 1204135



NS 35/15 AL UNPERF 2000MM - 1201756



NS 35/15 ZN PERF 2000MM - 1206599



Feed-through terminal block - ST 4 BU - 3031377

accessories

NS 35/15 ZN UNPERF 2000MM - 1206586



NS 35/15 CU UNPERF 2000MM - 1201895



NS 35/15 CAP - 1206573



NS 35/15-2,3 UNPERF 2000MM - 1201798



Terminal marking

ZB 6:UNBEDRUCKT - 1051003



Feed-through terminal block - ST 4 BU - 3031377

accessories

UC-TM 6 - 0818085



UCT-TM 6 - 0828736



ZBF 6:UNBEDRUCKT - 0808710



UC-TMF 6 - 0818140



UCT-TMF 6 - 0828746



Insulating sleeve

Feed-through terminal block - ST 4 BU - 3031377

accessories

MPS-IH WH - 0201663



MPS-IH RD - 0201676



MPS-IH BU - 0201689



MPS-IH YE - 0201692



MPS-IH GN - 0201702



MPS-IH GY - 0201728



Feed-through terminal block - ST 4 BU - 3031377

accessories

MPS-IH BK - 0201731



ISH 4/0,5 - 3002885



ISH 4/1,0 - 3002898



End block

CLIPFIX 35 - 3022218



CLIPFIX 35-5 - 3022276



Feed-through terminal block - ST 4 BU - 3031377

accessories

E/NS 35 N - 0800886



E/UK - 1201442



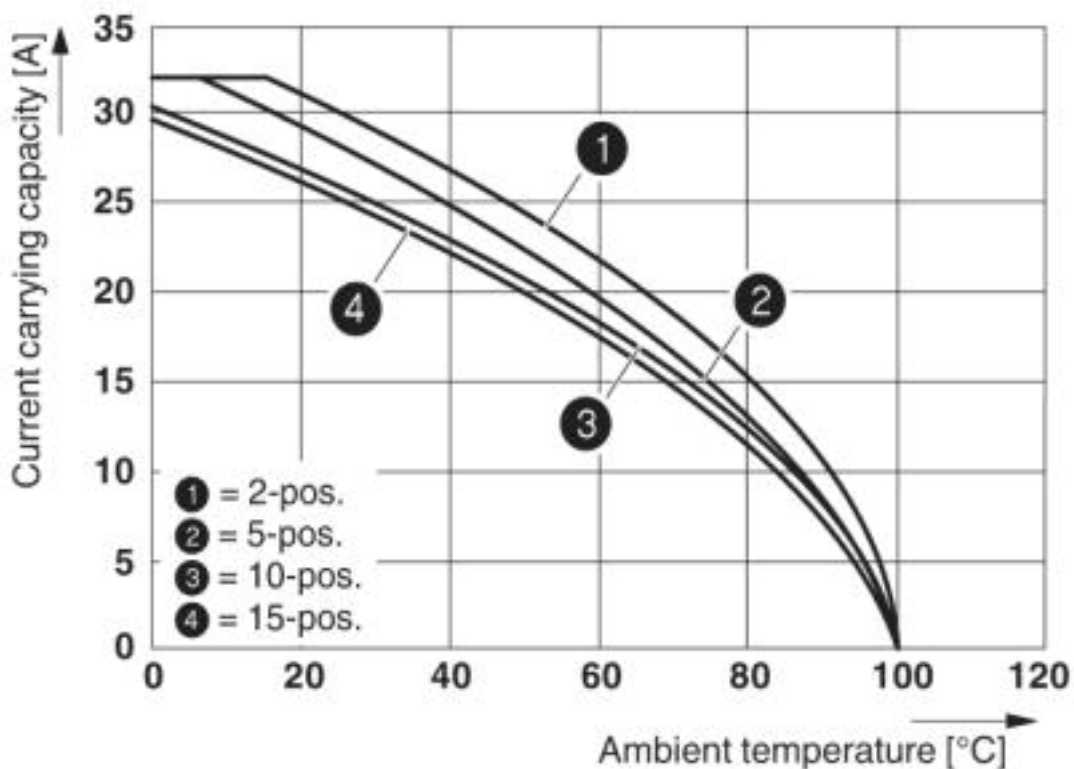
E/UK 1 - 1201413



Drawings

Feed-through terminal block - ST 4 BU - 3031377

Diagram



The figure shows the derating curve of the ST 4... terminal block in connection with the SP 4 plug

Circuit diagram

