

Relay Module - PR2-RSC3-LDP-24DC/4X21AU - 2834724

Please be informed that the data shown in this PDF Document is generated from our Online Catalog. Please find the complete data in the user's documentation. Our General Terms of Use for Downloads are valid (<http://download.phoenixcontact.com>)



Preassembled relay modules with screw connection, consisting of: Relay socket, industrial relay with integrated LED, free-wheeling diode and engage/disengage manual actuate lever, and retaining bracket. Input voltage: 24 V DC, four PDTs with gold-plated contacts, 5 A

The figure shows the 24 V DC version

Product Features

- With DC types, freewheeling diode is integrated in relay
- Relay with detectable manual operation and status LED
- Mechanical switch position indicator
- 4 PDT types with multi-layer gold contacts
- Logical contact arrangement thanks to 1/3-level relay base

Key commercial data

package_quantity	5
GTIN	4046356044554

Technical data

Note:

Utilization restriction	EMC: class A product, see manufacturer's declaration in the download area
--------------------------------	---

Dimensions

Width	27 mm
Height	78.5 mm
Depth	86 mm

Ambient conditions

Ambient temperature (operation)	-25 °C ... 60 °C
Ambient temperature (storage/transport)	-25 °C ... 70 °C

Coil side

Nominal input voltage U_N	24 V DC
Nominal input current at U_{IN}	38 mA
Typical response time	13 ms
Typical release time	5 ms
Operating voltage display	Green LED
Protective circuit	Damping diode

Relay Module - PR2-RSC3-LDP-24DC/4X21AU - 2834724

Technical data

Contact side

Contact type	4 PDTs
Contact material	AgNi, hard gold-plated
Maximum switching voltage	250 V AC/DC
Minimum switching voltage	1 V
Maximum inrush current	12 A (15 ms)
Min. switching current	1 mA
Limiting continuous current	5 A
Interrupting rating (ohmic load) max.	1250 VA

General

Test voltage relay winding/relay contact	2 kV (50 Hz, 1 min.)
Test voltage relay contact/relay contact	2 kV (50 Hz, 1 min.)
Operating mode	100% operating factor
Mechanical service life	5 x 10 ⁷ cycles
Standards/regulations	IEC 60664
Standards/regulations	EN 50178
Standards/regulations	IEC 62103
Pollution degree	2
Surge voltage category	II
Mounting position	Any
Assembly instructions	In rows with zero spacing

Connection data

Connection method	Screw connection
Conductor cross section solid min.	0.14 mm ²
Conductor cross section solid max.	2.5 mm ²
Conductor cross section stranded min.	0.14 mm ²
Conductor cross section stranded max.	2.5 mm ²
Conductor cross section AWG/kcmil min.	26
Conductor cross section AWG/kcmil max	14
Stripping length	7 mm

classifications

eCl@ss

eCl@ss 4.0	27371102
eCl@ss 4.1	27371102
eCl@ss 5.0	27371603
eCl@ss 5.1	27371603
eCl@ss 6.0	27371603
eCl@ss 7.0	27371603
eCl@ss 8.0	27371603

Relay Module - PR2-RSC3-LDP-24DC/4X21AU - 2834724

classifications

ETIM

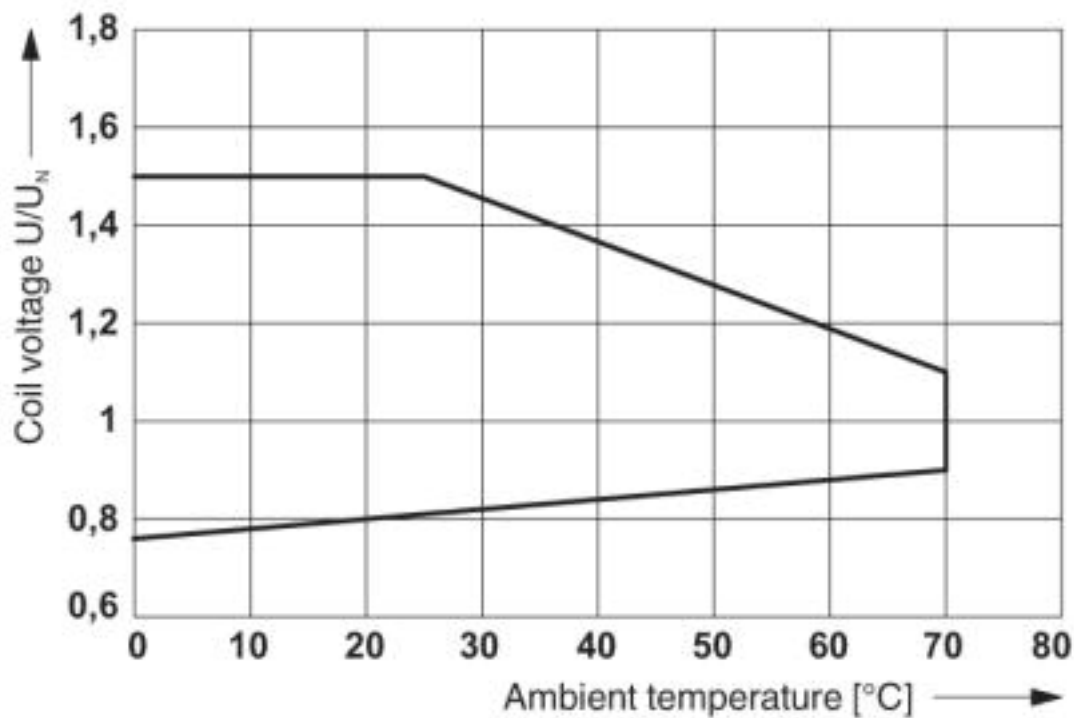
ETIM 2.0	EC001456
ETIM 3.0	EC001456
ETIM 4.0	EC001456
ETIM 5.0	EC001456

UNSPSC

UNSPSC 6.01	30211917
UNSPSC 7.0901	39121516
UNSPSC 11	39121516
UNSPSC 12.01	39121516
UNSPSC 13.2	39121516

Drawings

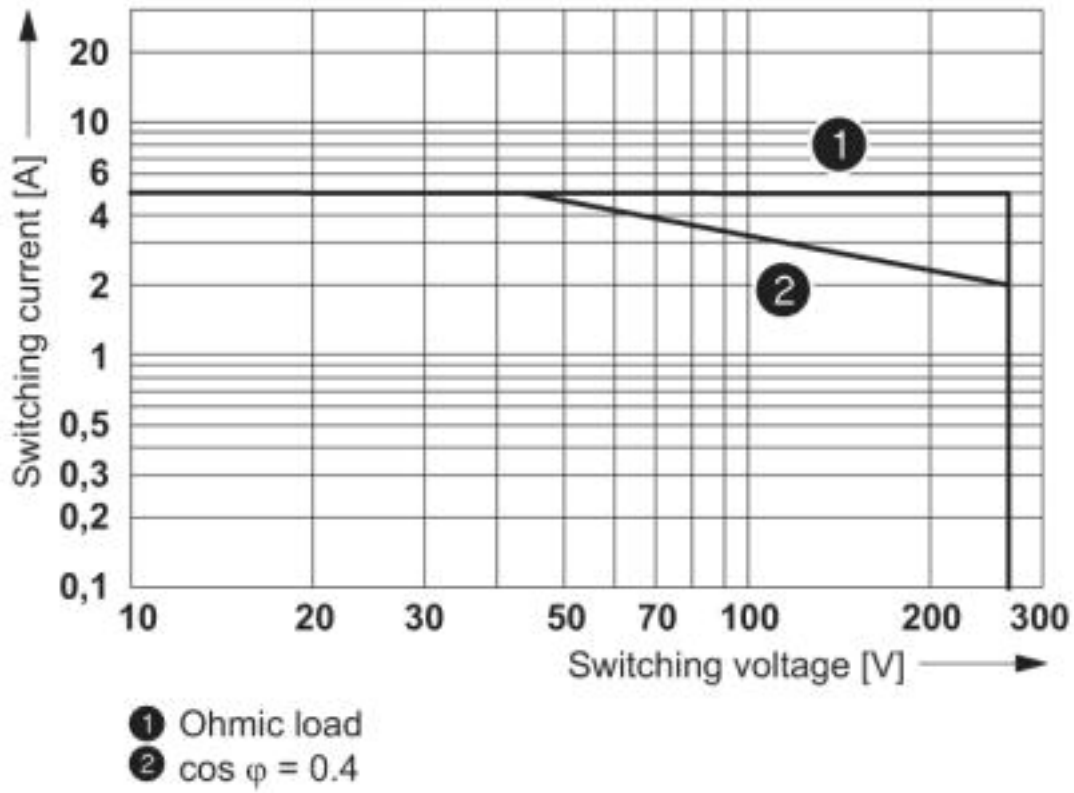
Diagram



Operating voltage range of relay $T_u = T_{coil}$

Relay Module - PR2-RSC3-LDP-24DC/4X21AU - 2834724

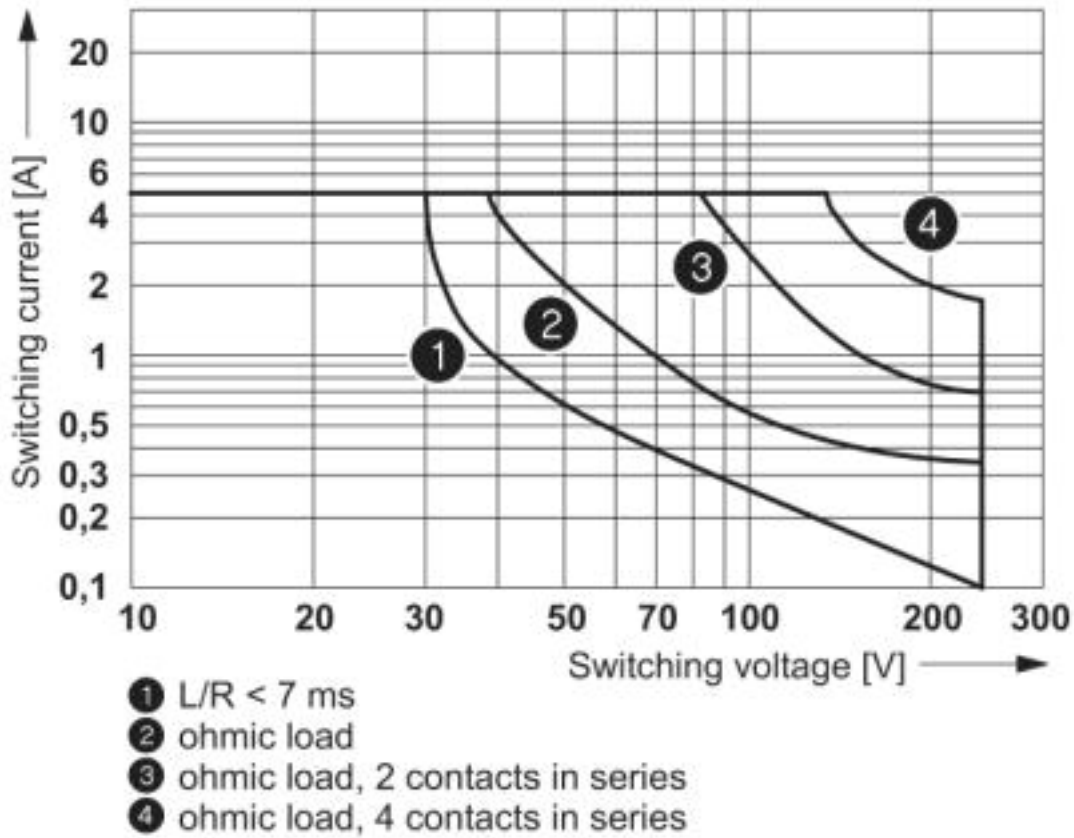
Diagram



AC interrupting rating

Relay Module - PR2-RSC3-LDP-24DC/4X21AU - 2834724

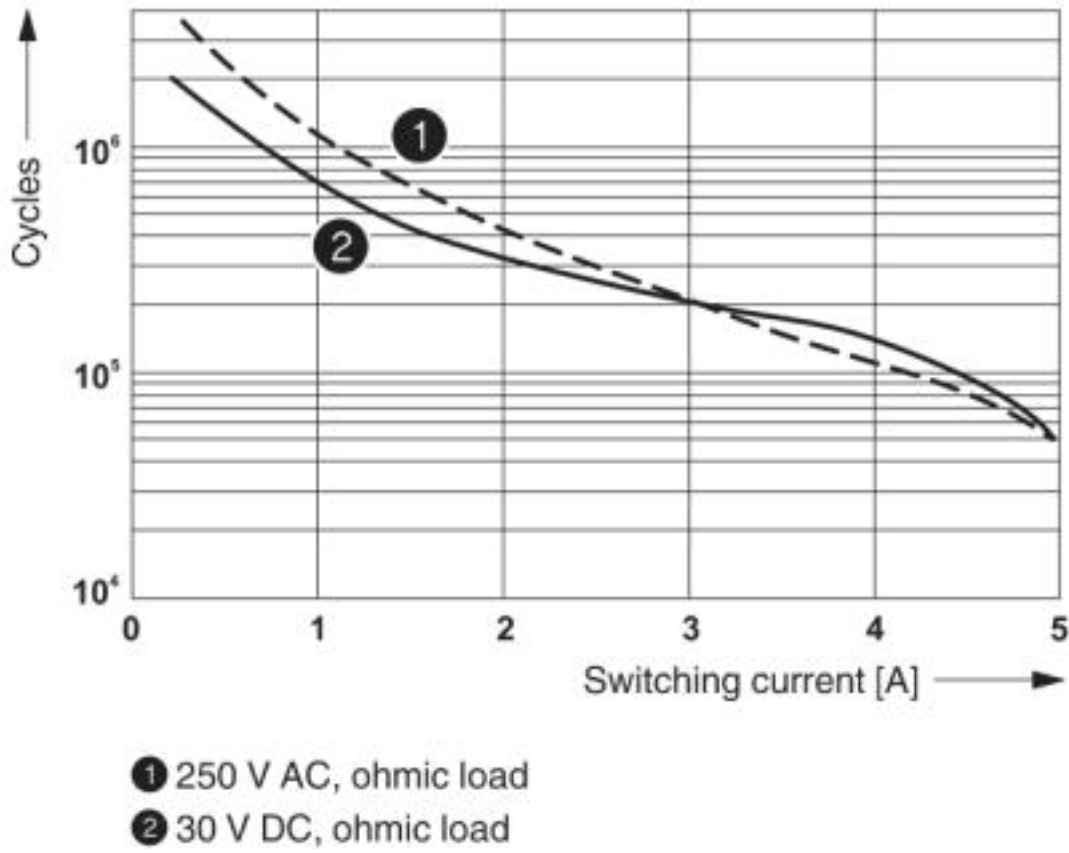
Diagram



DC interrupting rating

Relay Module - PR2-RSC3-LDP-24DC/4X21AU - 2834724

Diagram



Electrical service life

Relay Module - PR2-RSC3-LDP-24DC/4X21AU - 2834724

Circuit diagram

