

Data sheet | Item number: 250-406/000-012

PCB terminal block; Push-button; 0.5 mm²; Pin spacing 2.5 mm; 6-pole; Push-in CAGE CLAMP®



www.wago.com/250-406/000-012

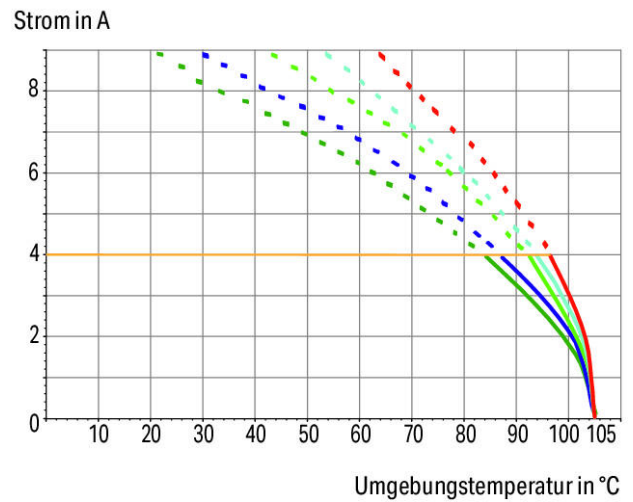


RoHS Compliant

BOMcheck.net

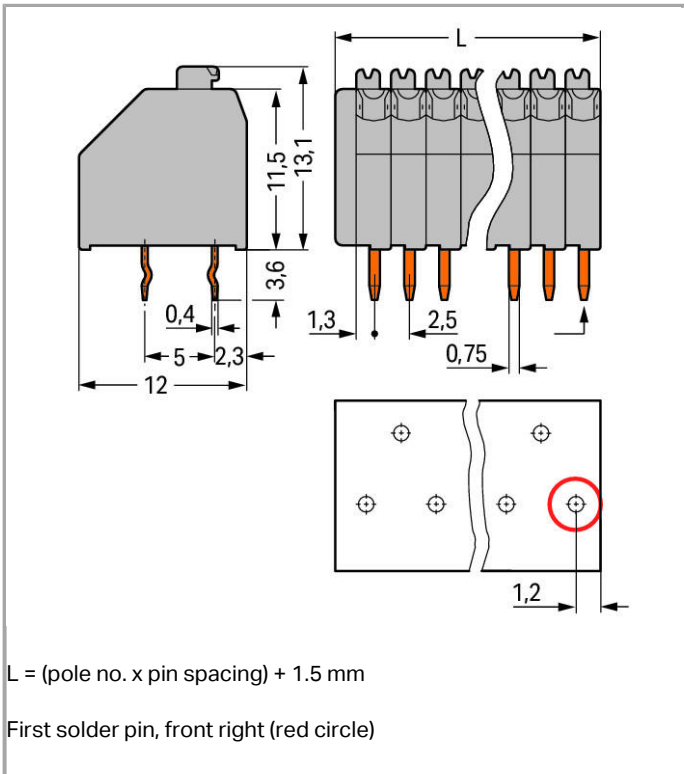
Color: ■

Strombelastbarkeitskurve
Rastermaß 2,5 mm / Leiterquerschnitt 0,5 mm² „f“
In Anlehnung an: EN 60512-5-2 / Reduktionsfaktor 1



2-, 4-, 6-, 12-, 24- polig

— Nennstrom der Klemme



Item description

- Compact terminal strips with push-buttons
- Push-in termination for solid conductors
- Termination/removal of fine-stranded conductors via push-buttons
- 45° conductor entry angle provides easy, space-saving wiring
- Custom color combinations
- Terminal strips also available with spacers upon request

Other variants can be requested via the WAGO sales department or, if necessary, configured at <https://configurator.wago.com/>: Direct marking, Mixed-color terminal strips, Other colors, Other pole numbers, Terminal strips with spacers

Data

Electrical data

Ratings per IEC/EN 60664-1

| | |
|---------------------------------|--------|
| Rated voltage (III / 3) | 160 V |
| Rated impulse voltage (III / 3) | 2.5 kV |
| Rated voltage (III / 2) | 160 V |
| Rated impulse voltage (III / 2) | 2.5 kV |
| Rated voltage (II / 2) | 320 V |
| Rated impulse voltage (II / 2) | 2.5 kV |

| | |
|------------------|---|
| Rated current | 4 A |
| Legend (ratings) | (III / 2) $\hat{=}$ Overvoltage category III / Pollution degree 2 |

Approvals per UL 1059

| | |
|--------------------------------|-------|
| Rated voltage UL (Use Group B) | 300 V |
| Rated current UL (Use Group B) | 5 A |
| Rated voltage UL (Use Group D) | 300 V |
| Rated current UL (Use Group D) | 5 A |

Approvals per CSA

| | |
|---------------------------------|-------|
| Rated voltage CSA (Use Group B) | 300 V |
| Rated current CSA (Use Group B) | 5 A |
| Rated voltage CSA (Use Group D) | 300 V |
| Rated current CSA (Use Group D) | 5 A |

Connection data

| | |
|-----------------------------------|--|
| Connection technology | Push-in CAGE CLAMP [®] |
| Actuation type | Push-button |
| Solid conductor | 0.14 ... 0.5 mm ² / 24 ... 20 AWG |
| Fine-stranded conductor | 0.2 ... 0.5 mm ² / 24 ... 20 AWG |
| Conductor diameter | 0.4 ... 0.8 mm |
| Strip length | 8.5 ... 9.5 mm / 0.33 ... 0.37 Inch |
| Conductor entry angle to the PCB | 45° |
| No. of poles | 6 |
| Total number of connection points | 6 |
| Total number of potentials | 6 |
| Number of connection types | 1 |
| Number of levels | 1 |

Geometrical Data

| | |
|-----------------------------------|-------------------------|
| Pin spacing | 2.5 mm (0.098 inch) |
| Width | 16.5 mm / 0.65 inch |
| Height | 16.7 mm / 0.657 inch |
| Height from the surface | 13.1 mm / 0.516 inch |
| Depth | 12 mm / 0.472 inch |
| Solder pin length | 3.6 mm |
| Solder pin dimensions | 0.4 x 0.75 mm |
| Drilled hole diameter (tolerance) | 1 ^(+ 0.1) mm |

PCB contact

| | |
|-------------------------------------|---|
| PCB contact | THT |
| Solder pin arrangement | over the entire terminal strip, staggered |
| Number of solder pins per potential | 1 |

Material Data

| | |
|-----------------------------|----------------------|
| Color | orange |
| Material group | I |
| Insulating material | Polyamide 66 (PA 66) |
| Flammability class per UL94 | V0 |
| Clamping spring material | Copper alloy |
| Contact plating | tin-plated |
| Fire load | 0.048 MJ |
| Weight | 2.261 g |

Environmental Requirements


| | |
|-------------------------|-----------------|
| Limit temperature range | -60 ... +105 °C |
|-------------------------|-----------------|

Commercial data

| | |
|--------------------|---------------------|
| Country of origin | CH |
| GTIN | 4044918642941 |
| Customs Tariff No. | 85369010000 |
| Product Group | 4 (Printed Circuit) |

Approvals / Certificates

Country specific Approvals

| Logo | Approval | Certificate name |
|--|---------------------------------|------------------|
|  | CSA DEKRA Certification B.V. | 1132097 |

UL-Approvals



| Logo | Approval | Certificate name |
|--|-------------------------------------|------------------|
|  | UL UL International Germany GmbH | E45172 sec. 6 |

Compatible products

Marking accessories

| | | |
|--|--|--|
|  | Item no.: 210-331/250-202 Marking strips; as a DIN A4 sheet; MARKED; 1-16 (400x); Height of marker strip: 2.3 mm/0.091 in; Strip length 182 mm; Horizontal marking; Self-adhesive | www.wago.com/210-331/250-202 |
|  | Item no.: 210-331/250-204 Marking strips; as a DIN A4 sheet; MARKED; 17-32 (400x); Height of marker strip: 2.3 mm/0.091 in; Strip length 182 mm; Horizontal marking; Self-adhesive | www.wago.com/210-331/250-204 |
|  | Item no.: 210-331/250-206 Marking strips; as a DIN A4 sheet; MARKED; 33-48 (400x); Height of marker strip: 2.3 mm/0.091 in; Strip length 182 mm; Horizontal marking; Self-adhesive | www.wago.com/210-331/250-206 |
|  | Item no.: 210-331/250-207 Marking strips; as a DIN A4 sheet; MARKED; 1-48 (100x); Height of marker strip: 2.3 mm/0.091 in; Strip length 182 mm; Horizontal marking; Self-adhesive | www.wago.com/210-331/250-207 |

tools

| | | |
|---|---|--|
|  | Item no.: 210-647 Operating tool with partially insulated shaft; Blade (2.5 x 0.4) mm; short | www.wago.com/210-647 |
|  | Item no.: 210-719 Operating tool with partially insulated shaft; Type 1, blade (2.5 x 0.4) mm | www.wago.com/210-719 |

check

| | | |
|--|--|--|
|  | Item no.: 735-500 Test pin; with solder connection for test wire | www.wago.com/735-500 |
|--|--|--|

Downloads

smartDATA

PCB libraries

| | | | |
|---|----------------------|----------------|----------|
| EAGLE Library for WAGO PCB Terminal Blocks Compatible with EAGLE PCB Design Software Version 6.x or higher | 2.1 Nov 17, 2017 | ZIP 23.9 MB | Download |
| DesignSpark Library for WAGO PCB Terminal Blocks Compatible with DesignSpark PCB Version 4.x or higher | 2.1 Oct 6, 2014 | ZIP 22.5 MB | Download |
| TARGET Library for WAGO PCB Terminal Blocks Compatible with TARGET PCB Design Software Version 17.x | 1.1.0 Oct 6, 2014 | ZIP 27.1 MB | Download |

CAD data

| | | |
|-----------------------------|-----|----------|
| 3D Download 250-406/000-012 | URL | Download |
|-----------------------------|-----|----------|



Subject to changes.

WAGO Kontakttechnik GmbH & Co. KG
Hansastr. 27
32423 Minden
Phone: +49571 887-0 | Fax: +49571 887-169
Email: info.de@wago.com | Web: www.wago.com

Do you have any questions about our products?
We are always happy to take your call at +49 (571) 887-44222.