

# Single relay - REL-OR-230AC/3X21 - 2834300

Please be informed that the data shown in this PDF Document is generated from our Online Catalog. Please find the complete data in the user's documentation. Our General Terms of Use for Downloads are valid (<http://download.phoenixcontact.com>)



Pluggable octal relay with power contacts, 3 PDT, test button, mechanical switching position indication, coil voltage 230 V AC

## Product Features

- With detectable manual operation
- Extremely rugged design
- Mechanical switch position indicator

## Key commercial data

<b>package_quantity</b>	10
<b>GTIN</b>	4017918941895

## Technical data

### Dimensions

<b>Width</b>	34.5 mm
<b>Height</b>	34.5 mm
<b>Depth</b>	52.5 mm

### Ambient conditions

<b>Ambient temperature (operation)</b>	-40 °C ... 60 °C
<b>Ambient temperature (storage/transport)</b>	-40 °C ... 60 °C

### Coil side

<b>Nominal input voltage <math>U_N</math></b>	230 V AC
<b>Nominal input current at <math>U_{IN}</math></b>	10 mA (at 50 Hz)
<b>Nominal input current at <math>U_{IN}</math></b>	11 mA (At 60 Hz)
<b>Typical response time</b>	5 ms ... 20 ms (AC, depending on phase relation)
<b>Typical release time range</b>	5 ms ... 20 ms (AC, depending on phase relation)
<b>Coil resistance</b>	6170 $\Omega$ +/-15% (at 20 °C)

### Contact side

<b>Contact type</b>	Single contact, three PDTs
<b>Contact material</b>	AgSnIn
<b>Maximum switching voltage</b>	250 V AC/DC
<b>Minimum switching voltage</b>	1 V
<b>Maximum inrush current</b>	(on request)

# Single relay - REL-OR-230AC/3X21 - 2834300

## Technical data

### Contact side

<b>Min. switching current</b>	10 mA
<b>Limiting continuous current</b>	10 A (N/O contact)
<b>Limiting continuous current</b>	5 A (N/C contact)
<b>Interrupting rating (ohmic load) max.</b>	2500 VA (for 250 V AC)

### General

<b>Test voltage relay winding/relay contact</b>	2.5 kV AC (50 Hz, 1 min.)
<b>Test voltage relay contact/relay contact</b>	2.5 kV AC (50 Hz, 1 min.)
<b>Operating mode</b>	100% operating factor
<b>Mechanical service life</b>	10 x 10 <sup>6</sup> cycles
<b>Standards/regulations</b>	IEC 60664
<b>Pollution degree</b>	3
<b>Surge voltage category</b>	II
<b>Mounting position</b>	Any
<b>Assembly instructions</b>	On relay base PR3

### Connection data

<b>Connection method</b>	Plug connection
--------------------------	-----------------

## classifications

### eCl@ss

<b>eCl@ss 4.0</b>	27371104
<b>eCl@ss 4.1</b>	27371104
<b>eCl@ss 5.0</b>	27371001
<b>eCl@ss 5.1</b>	27371001
<b>eCl@ss 6.0</b>	27371001
<b>eCl@ss 7.0</b>	27371001
<b>eCl@ss 8.0</b>	27371001

### ETIM

<b>ETIM 2.0</b>	EC000196
<b>ETIM 3.0</b>	EC000196
<b>ETIM 4.0</b>	EC000196
<b>ETIM 5.0</b>	EC000196

### UNSPSC

<b>UNSPSC 6.01</b>	30211916
<b>UNSPSC 7.0901</b>	39121515
<b>UNSPSC 11</b>	39121515
<b>UNSPSC 12.01</b>	39121515
<b>UNSPSC 13.2</b>	39121515

# Single relay - REL-OR-230AC/3X21 - 2834300



## approvals

---

UL Recognized / cUL Recognized / cULus Recognized /

---

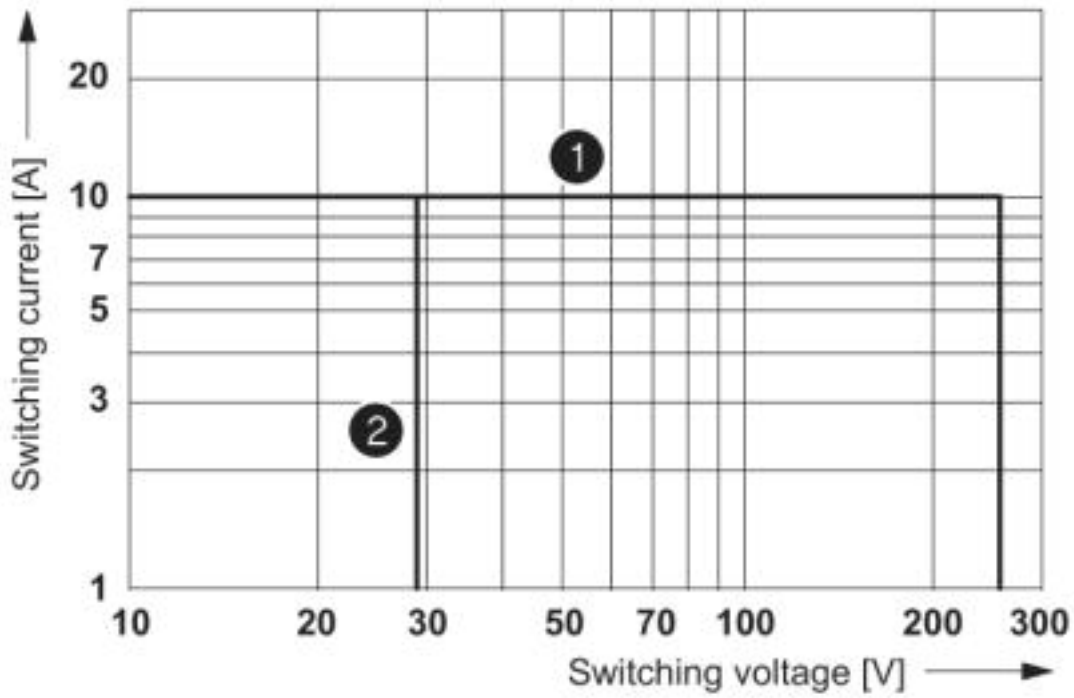
### Approval details



## Drawings

# Single relay - REL-OR-230AC/3X21 - 2834300

Diagram

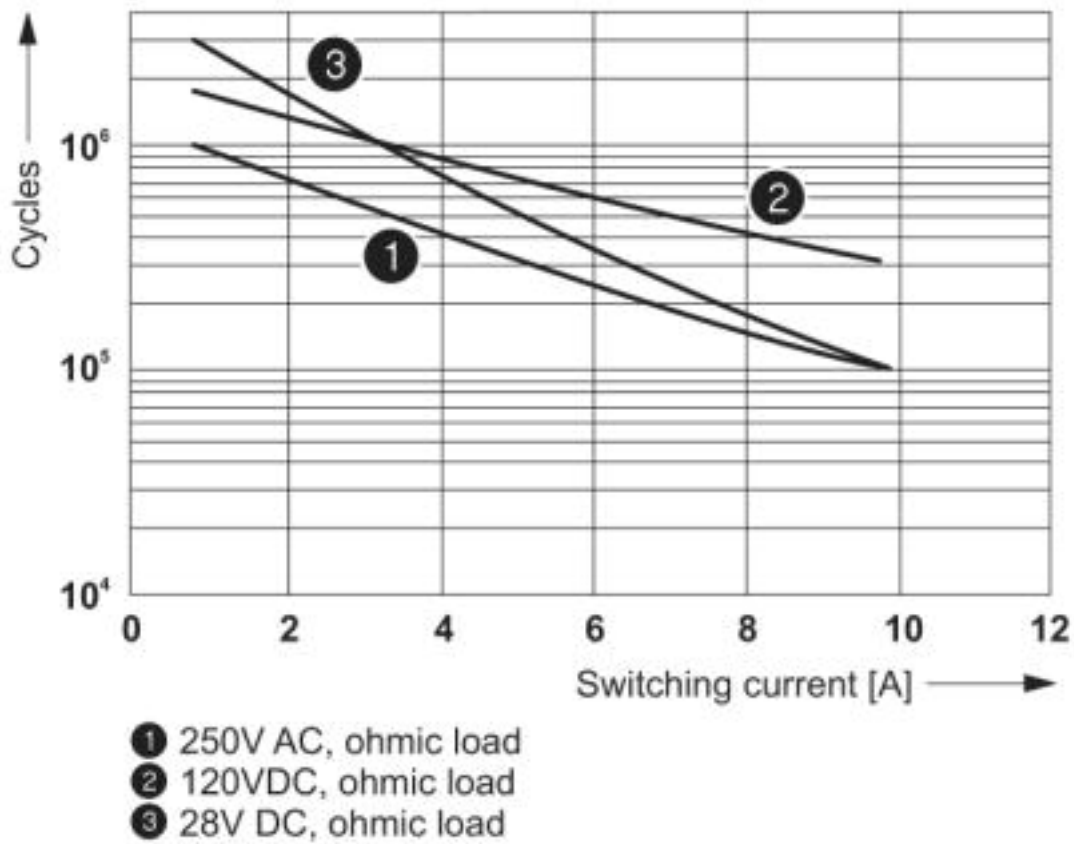


- ① AC, ohmic load
- ② DC, ohmic load

Interrupting rating

# Single relay - REL-OR-230AC/3X21 - 2834300

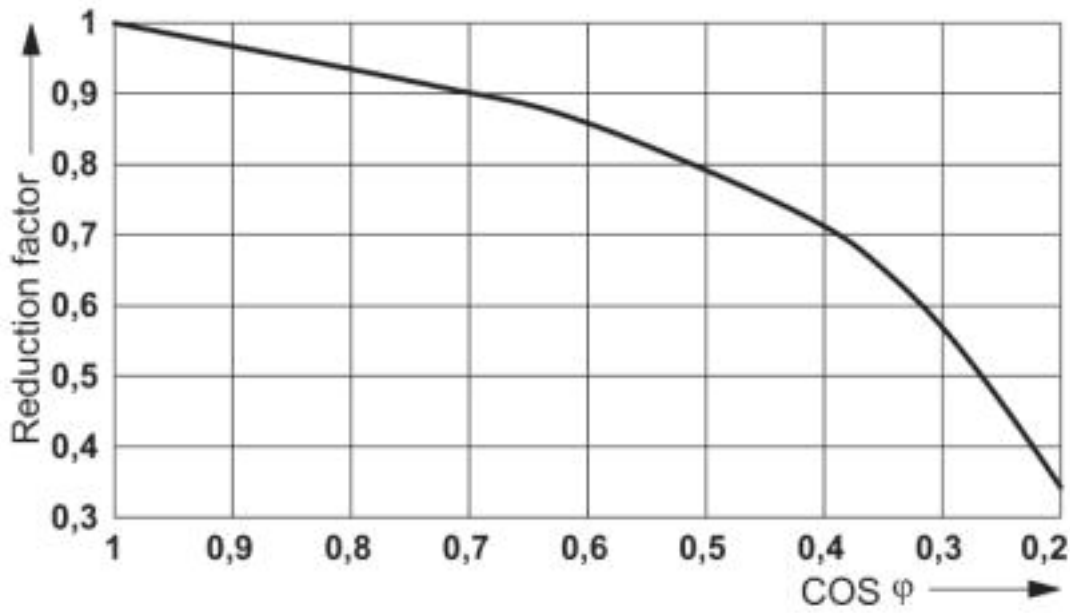
Diagram



Electrical service life

# Single relay - REL-OR-230AC/3X21 - 2834300

Diagram



Service life reduction factor with various cos phi

Circuit diagram

