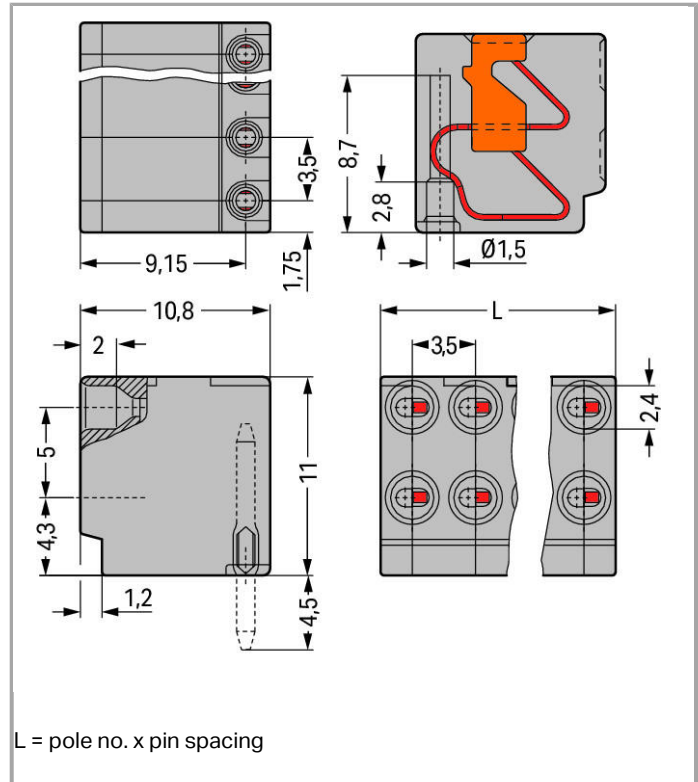


## Data sheet | Item number: 252-109

2-conductor modular PCB connector; for individual solder pins; Push-button; 0.8 mm Ø; Pin spacing 3.5 mm; 9-pole

[www.wago.com/252-109](http://www.wago.com/252-109)



### Item description

- Compact, 2-conductor PCB connectors with push-buttons and PUSH WIRE<sup>®</sup> connection
- Push-in termination of solid conductors – conductor removal via push-buttons
- Double entries for power supply and distribution
- Quick and easy PCB replacement
- Loop connection is retained, even when unmated
- Group arrangement is possible without losing any poles

Other variants can be requested via the WAGO sales department or, if necessary, configured at <https://configurator.wago.com/>: Direct marking, Other pole numbers

### Data

#### Electrical data

#### Ratings per IEC/EN 60664-1

Rated voltage (III / 3)

320 V



Rated impulse voltage (III / 3)	4 kV
Rated voltage (III / 2)	320 V
Rated impulse voltage (III / 2)	4 kV
Rated voltage (II / 2)	630 V
Rated impulse voltage (II / 2)	4 kV
Rated current	2 A
Legend (ratings)	(III / 2) $\hat{=}$ Overvoltage category III / Pollution degree 2

### Approvals per UL 1059

Rated voltage UL (Use Group B)	300 V
Rated current UL (Use Group B)	2 A
Rated voltage UL (Use Group D)	300 V
Rated current UL (Use Group D)	2 A

### Connection data

Connection technology	PUSH WIRE <sup>®</sup>
Actuation type	Push-button
Solid conductor	0.4 ... 0.8 mm <sup>2</sup> / 26 ... 20 AWG
Conductor diameter	0.4 ... 0.8 mm
Strip length	6 ... 7 mm / 0.24 ... 0.28 Inch
Conductor entry angle to the PCB	0°
No. of poles	9
Total number of connection points	18
Total number of potentials	9
Number of connection types	1
Number of levels	1

### Geometrical Data

Pin spacing	3.5 mm (0.138 inch)
Width	31.5 mm / 1.24 inch
Height	11 mm / 0.433 inch
Depth	10.5 mm / 0.413 inch

### Plug connection

Contact type (pluggable connector)	Female connector/socket
Connector connection type	for PCBs
Mating direction to the PCB	90°

## PCB contact

PCB contact	THT
-------------	-----

## Material Data

Color	gray
Material group	I
Insulating material	Polyamide 66 (PA 66)
Flammability class per UL94	V0
Clamping spring material	Copper alloy
Contact plating	tin-plated
Fire load	0.108 MJ
Weight	4.083 g

## Environmental Requirements




Limit temperature range	-60 ... +105 °C
-------------------------	-----------------

## Commercial data

Country of origin	PL
GTIN	4045454039776
Customs Tariff No.	85369010000
Product Group	4 (Printed Circuit)

## Approvals / Certificates

### Country specific Approvals

Logo	Approval	Certificate name
	CCA DEKRA Certification B.V.	2169331.15
	CCA DEKRA Certification B.V.	NTR NL-7110
	CCA DEKRA Certification B.V.	NTR NL-7382

### UL-Approvals

Logo	Approval	Certificate name
	cURus	E45172 sec. 6

Underwriters Laboratories Inc.



---

## Compatible products

### General accessories



Item no.: 243-131

Board-to-Board Link; 1-pole

[www.wago.com/243-131](http://www.wago.com/243-131)

---

### tools



Item no.: 210-647

Operating tool with partially insulated shaft; Blade (2.5 x 0.4) mm; short

[www.wago.com/210-647](http://www.wago.com/210-647)



Item no.: 210-719

Operating tool with partially insulated shaft; Type 1, blade (2.5 x 0.4) mm

[www.wago.com/210-719](http://www.wago.com/210-719)

---

## Downloads

### smartDATA

### CAD data

3D Download 252-109

URL

Download

Subject to changes.

---

WAGO Kontakttechnik GmbH & Co. KG

Hansastr. 27

32423 Minden

Phone: +49571 887-0 | Fax: +49571 887-169

Email: [info.de@wago.com](mailto:info.de@wago.com) | Web: [www.wago.com](http://www.wago.com)

Do you have any questions about our products?

We are always happy to take your call at +49 (571) 887-44222.