

Installation level terminal block - PTI 2,5-PE/L/NT - 3213946

Please be informed that the data shown in this PDF Document is generated from our Online Catalog. Please find the complete data in the user's documentation. Our General Terms of Use for Downloads are valid (<http://download.phoenixcontact.com>)



Installation level terminal block, Push-in connection, Cross section: 0.14 mm² - 4 mm², AWG: 26 - 12, Width: 5.2 mm, Color: gray, Mounting type: NS 35/7,5, NS 35/15

Product Features

- Double function shafts on all levels

Key commercial data

package_quantity	50
GTIN	4046356609661

Technical data

General

Note	Assembly instructions: For secure fastening of the neutral busbar, supports must be set at the beginning and end of each terminal strip as well as every 20 cm on longer terminal strips.
Number of levels	3
Number of connections	5
Color	gray
Insulating material	PA
Inflammability class according to UL 94	V0

General

Maximum load current	30 A (with 4 mm ² conductor cross section and 3-pos. terminal block)
Maximum load current	24 A (with 2.5 mm ² conductor cross section)
Rated surge voltage	4 kV
Rated surge voltage	6 kV
Pollution degree	3
Surge voltage category	III
Insulating material group	I
Nominal current I_N	24 A (with 4 mm ² conductor cross section)
Nominal voltage U_N	400 V (phase conductor/phase conductor)
Nominal voltage U_N	250 V (phase conductor/PE)
Nominal voltage U_N	250 V (phase conductor/N)
Open side panel	ja
Shock protection test specification	DIN EN 50274 (VDE 0660-514):2002-11

Installation level terminal block - PTI 2,5-PE/L/NT - 3213946

Technical data

General

Back of the hand protection	guaranteed
Finger protection	guaranteed
Surge voltage test setpoint	7.3 kV
Result of surge voltage test	Test passed
Power frequency withstand voltage setpoint	1.89 kV
Result of power-frequency withstand voltage test	Test passed
Checking the mechanical stability of terminal points (5 x conductor connection)	Test passed
Bending test rotation speed	10 rpm
Bending test turns	135
Bending test conductor cross section/weight	0.14 mm ² / 0.2 kg
Bending test conductor cross section/weight	4 mm ² / 0.9 kg
Result of bending test	Test passed
Conductor cross section tensile test	0.14 mm ²
Tractive force setpoint	10 N
Conductor cross section tensile test	4 mm ²
Tractive force setpoint	60 N
Tensile test result	Test passed
Tight fit on carrier	NS 35
Setpoint	1 N
Result of tight fit test	Test passed
Requirements, voltage drop	≤ 3.2 mV
Result of voltage drop test	Test passed
Temperature-rise test	Test passed
Conductor cross section short circuit testing	4 mm ²
Short-time current	0.48 kA
Conductor cross section short circuit testing	4 mm ²
Short-time current	0.48 kA
Short circuit stability result	Test passed
Ageing test for screwless modular terminal block temperature cycles	192
Result of aging test	Test passed
Proof of thermal characteristics (needle flame) effective duration	30 s
Result of thermal test	Test passed
Test specification, oscillation, broadband noise	DIN EN 50155 (VDE 0115-200):2008-03
Test spectrum	Service life test category 1, class B, body mounted
Test frequency	f ₁ = 5 Hz to f ₂ = 150 Hz
ASD level	0.964 (m/s ²) ² /Hz
Acceleration	0.58 g
Test duration per axis	5 h
Test directions	X-, Y- and Z-axis

Installation level terminal block - PTI 2,5-PE/L/NT - 3213946

Technical data

General

Oscillation, broadband noise test result	Test passed
Test specification, shock test	DIN EN 50155 (VDE 0115-200):2008-03
Shock form	Half-sine
Acceleration	5 g
Shock duration	30 ms
Number of shocks per direction	3
Test directions	X-, Y- and Z-axis (pos. and neg.)
Shock test result	Test passed
Temperature index, insulating material (DIN EN 60216-1 (VDE 0304-21))	130 °C
Static insulating material application in cold	-60 °C

Dimensions

Width	5.2 mm
Length	101 mm
Height	48.60 mm
Height NS 35/7,5	50.5 mm
Height NS 35/15	58 mm

Connection data

Conductor cross section solid min.	0.14 mm ²
Conductor cross section solid max.	4 mm ²
Conductor cross section AWG/kcmil min.	26
Conductor cross section AWG/kcmil max	12
Conductor cross section stranded min.	0.14 mm ²
Conductor cross section stranded max.	4 mm ²
Min. AWG conductor cross section, stranded	26
Max. AWG conductor cross section, stranded	12
Conductor cross section stranded, with ferrule without plastic sleeve min.	0.14 mm ²
Conductor cross section stranded, with ferrule without plastic sleeve max.	2.5 mm ²
Conductor cross section stranded, with ferrule with plastic sleeve min.	0.14 mm ²
Conductor cross section stranded, with ferrule with plastic sleeve max.	2.5 mm ²
2 conductors with same cross section, stranded, TWIN ferrules with plastic sleeve, max.	0.5 mm ²
Connection method	Push-in connection
Stripping length	10 mm
Internal cylindrical gage	A3

classifications

eCl@ss

Installation level terminal block - PTI 2,5-PE/L/NT - 3213946

classifications

eCl@ss

eCl@ss 4.0	27141121
eCl@ss 4.1	27141121
eCl@ss 5.0	27141120
eCl@ss 5.1	27141120
eCl@ss 6.0	27141120
eCl@ss 7.0	27141120
eCl@ss 8.0	27141120

ETIM

ETIM 4.0	EC000897
ETIM 5.0	EC001329


UNSPSC


UNSPSC 6.01	30211811
UNSPSC 7.0901	39121410
UNSPSC 11	39121410
UNSPSC 12.01	39121410
UNSPSC 13.2	39121410

approvals

UL Recognized / cUL Recognized / GOST / VDE Zeichengenehmigung / IECCEB Scheme / GL / cULus Recognized /

Approval details

UL Recognized 		
Usegroups	B	D
Nominal voltage UN	300 V	300 V
Nominal current IN	20 A	10 A
mm ² /AWG/kcmil	26-12	26-12

cUL Recognized 		
Usegroups	B	D
Nominal voltage UN	300 V	300 V
Nominal current IN	20 A	10 A
mm ² /AWG/kcmil	26-12	26-12

Installation level terminal block - PTI 2,5-PE/L/NT - 3213946

approvals

GOST

VDE Zeichengenehmigung

Nominal voltage UN	
Nominal current IN	24 A
mm ² /AWG/kcmil	0.2-4

IECEE CB Scheme

Nominal voltage UN	
Nominal current IN	24 A
mm ² /AWG/kcmil	0.2-4

GL

cULus Recognized

accessories

End cover

D-PTI/3 - 3213975



DP PS-5 - 3036725



Installation level terminal block - PTI 2,5-PE/L/NT - 3213946

accessories

Screwdriver tools

SZF 1-0,6X3,5 - 1204517



Support

AB-PTI/3 - 3213974



Neutral conductor rail

NLS-CU 3/10 SN 1000MM - 0402174



Partition plate

ATP-PTI/3 - 3213990



Installation terminal block

Installation level terminal block - PTI 2,5-PE/L/NT - 3213946

accessories

AKG 16 BU - 0423014



AKG 35 BU - 0424013



Marker carriers

CARRIER-TM 300 - 0828282



Documentation

PT-IL - 3208090



Bridge

FBS 2-5 - 3030161



Installation level terminal block - PTI 2,5-PE/L/NT - 3213946

accessories

FBS 3-5 - 3030174



FBS 4-5 - 3030187



FBS 5-5 - 3030190



FBS 10-5 - 3030213



FBS 20-5 - 3030226



FBS 50-5 - 3038930



Installation level terminal block - PTI 2,5-PE/L/NT - 3213946

accessories

Mounting rail

NS 35/ 7,5 PERF 2000MM - 0801733



NS 35/ 7,5 UNPERF 2000MM - 0801681



NS 35/ 7,5 WH PERF 2000MM - 1204119



NS 35/ 7,5 WH UNPERF 2000MM - 1204122



NS 35/ 7,5 AL UNPERF 2000MM - 0801704



Installation level terminal block - PTI 2,5-PE/L/NT - 3213946

accessories

NS 35/ 7,5 ZN PERF 2000MM - 1206421



NS 35/ 7,5 ZN UNPERF 2000MM - 1206434



NS 35/ 7,5 CU UNPERF 2000MM - 0801762



NS 35/ 7,5 CAP - 1206560



NS 35/15 PERF 2000MM - 1201730



NS 35/15 UNPERF 2000MM - 1201714



Installation level terminal block - PTI 2,5-PE/L/NT - 3213946

accessories

NS 35/15 WH PERF 2000MM - 0806602



NS 35/15 WH UNPERF 2000MM - 1204135



NS 35/15 AL UNPERF 2000MM - 1201756



NS 35/15 ZN PERF 2000MM - 1206599



NS 35/15 ZN UNPERF 2000MM - 1206586



Installation level terminal block - PTI 2,5-PE/L/NT - 3213946

accessories

NS 35/15 CU UNPERF 2000MM - 1201895



NS 35/15 CAP - 1206573



NS 35/15-2,3 UNPERF 2000MM - 1201798



Terminal marking

ZB 5 :UNBEDRUCKT - 1050004



UC-TM 5 - 0818108



Installation level terminal block - PTI 2,5-PE/L/NT - 3213946

accessories

UCT-TM 5 - 0828734



ZBF 5:UNBEDRUCKT - 0808642



UC-TMF 5 - 0818153



UCT-TMF 5 - 0828744



Labeled terminal marker

ZB 5 CUS - 0824962



Installation level terminal block - PTI 2,5-PE/L/NT - 3213946

accessories

UC-TM 5 CUS - 0824581



UCT-TM 5 CUS - 0829595



ZBF 5 CUS - 0825025



UC-TMF 5 CUS - 0824638



UCT-TMF 5 CUS - 0829658



Test plug terminal block

Installation level terminal block - PTI 2,5-PE/L/NT - 3213946

accessories

MPS-MT - 0201744



PAI-4-N GY - 3032871



PS-5 - 3030983



PS-5/2,3MM RD - 3038723



Insulating sleeve

MPS-IH WH - 0201663



Installation level terminal block - PTI 2,5-PE/L/NT - 3213946

accessories

MPS-IH RD - 0201676



MPS-IH BU - 0201689



MPS-IH YE - 0201692



MPS-IH GN - 0201702



MPS-IH GY - 0201728



MPS-IH BK - 0201731



Installation level terminal block - PTI 2,5-PE/L/NT - 3213946

accessories

ISH 2,5/0,2 - 3002843



ISH 2,5/0,5 - 3002856



ISH 2,5/1,0 - 3002869



Planning and marking software

CLIP-PROJECT ADVANCED - 5146040



CLIP-PROJECT PROFESSIONAL - 5146053



End block

Installation level terminal block - PTI 2,5-PE/L/NT - 3213946

accessories

CLIPFIX 35 - 3022218



CLIPFIX 35-5 - 3022276



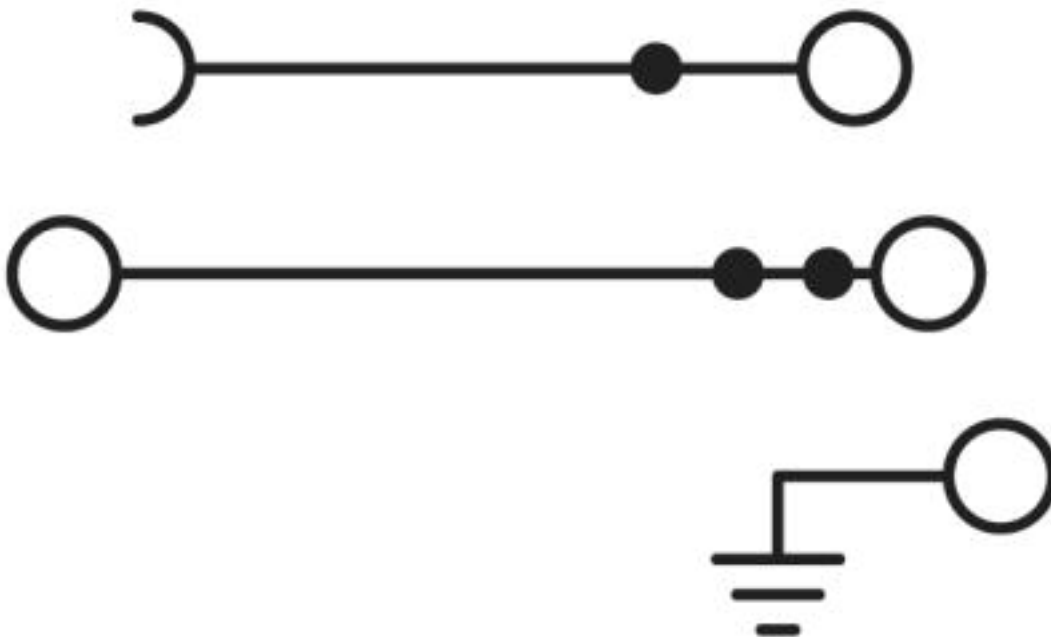
E/NS 35 N - 0800886



Drawings

Installation level terminal block - PTI 2,5-PE/L/NT - 3213946

Circuit diagram



© Phoenix Contact 2013 - all rights reserved
<http://www.phoenixcontact.com>